


Parts Catalog

Mazda MX-5 MIATA
U.S.A.
('90)



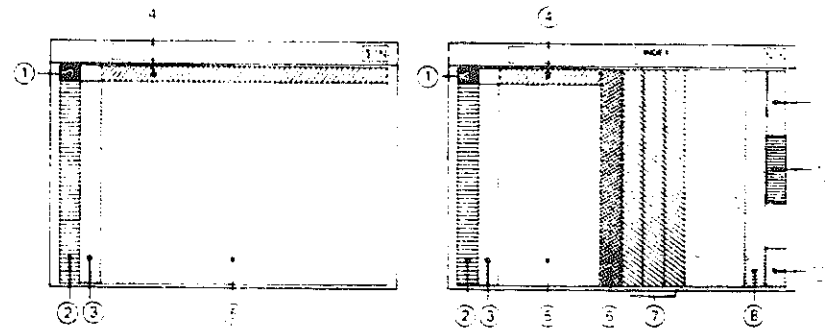
HA38**-180001-200000

Feb. '92 (FINAL)
Catalog No. AU-NA01-07

MAZDA
© 1992 Mazda Motor Corporation

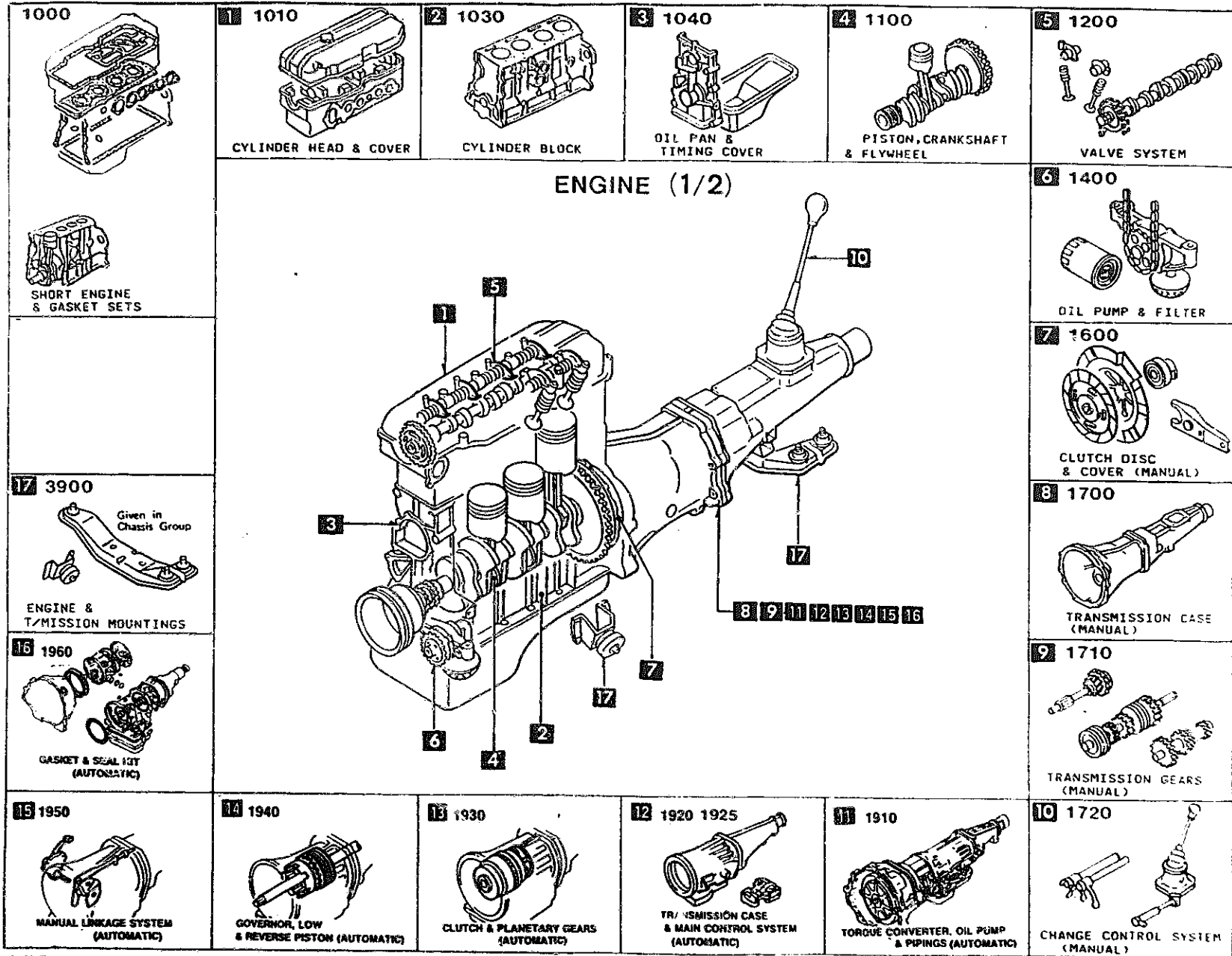
LAYOUT OF CONTENTS

- The following is a typical example of the layout of contents for Mazda microfiche parts catalog.



- ① - Layout of contents
- ② - Pictorial Index
- ③ - Master Section No. Index
- ④ - Section No. Index for the Column
- ⑤ - Illustration & Text
- ⑥ - Part No. Index
- ⑦ - Alphabetical Index
- ⑧ - Model Identification
- ⑨ - Vehicle Identification System

PICTORIAL INDEX



1000

SHORT ENGINE & GASKET SETS

1 1010

CYLINDER HEAD & COVER

2 1030

CYLINDER BLOCK

3 1040

OIL PAN & TIMING COVER

4 1100

PISTON, CRANKSHAFT & FLYWHEEL

5 1200

VALVE SYSTEM

ENGINE (1/2)

6 1400

OIL PUMP & FILTER

7 1600

CLUTCH DISC & COVER (MANUAL)

8 1700

TRANSMISSION CASE (MANUAL)

9 1710

TRANSMISSION GEARS (MANUAL)

17 3900

ENGINE & TRANSMISSION MOUNTINGS

16 1960

GASKET & SEAL KIT (AUTOMATIC)

15 1950

MANUAL LINKAGE SYSTEM (AUTOMATIC)

14 1940

GOVERNOR, LOW & REVERSE PISTON (AUTOMATIC)

13 1930

CLUTCH & PLANETARY GEARS (AUTOMATIC)

12 1920 1925

TRANSMISSION CASE & MAIN CONTROL SYSTEM (AUTOMATIC)

11 1910

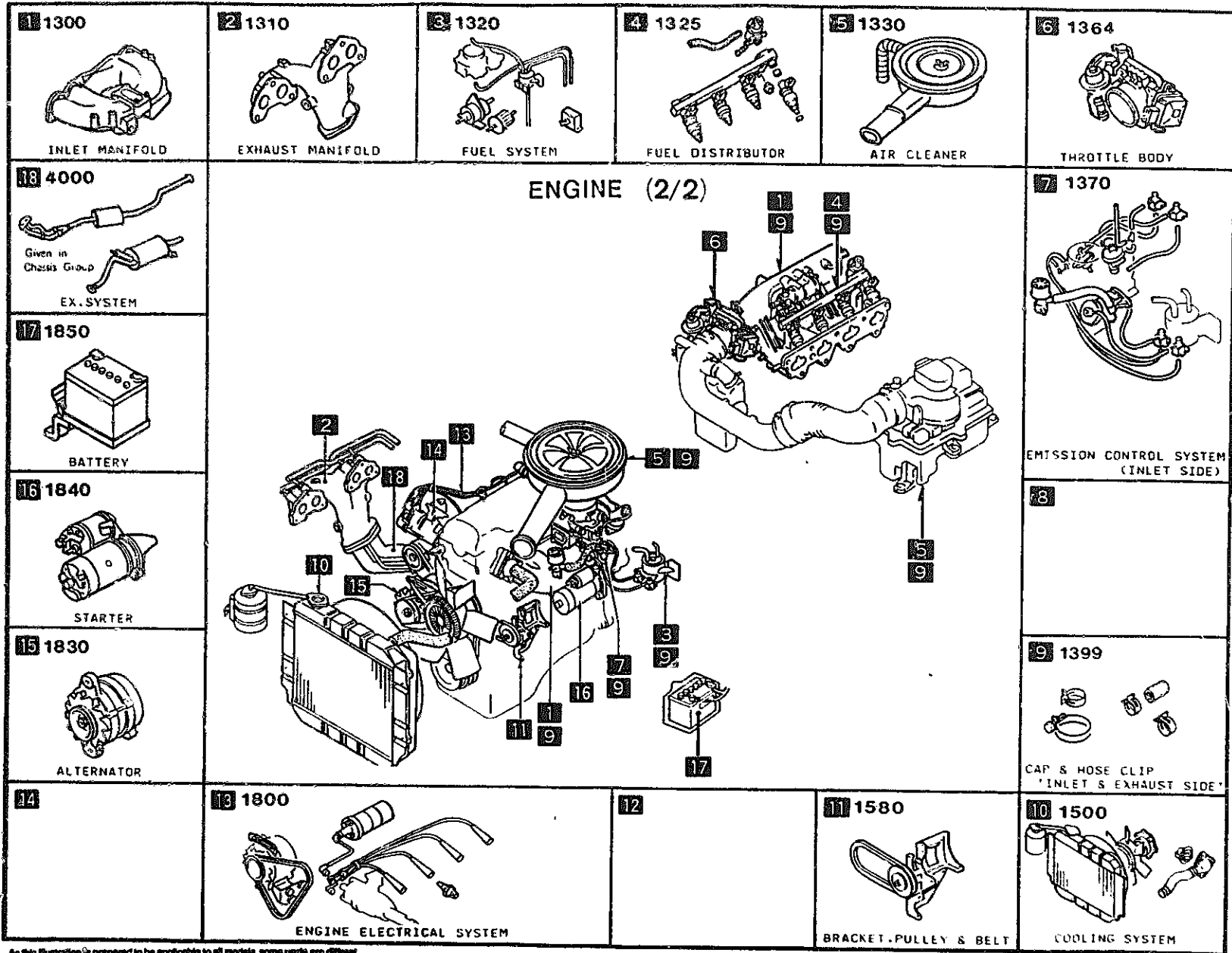
TORQUE CONVERTER, OIL PUMP & PIPINGS (AUTOMATIC)

10 1720

CHANGE CONTROL SYSTEM (MANUAL)

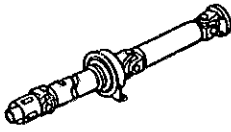
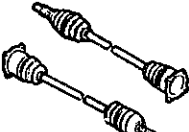



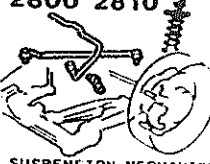
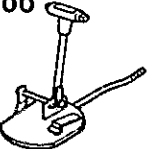
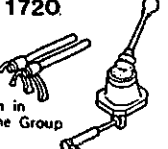
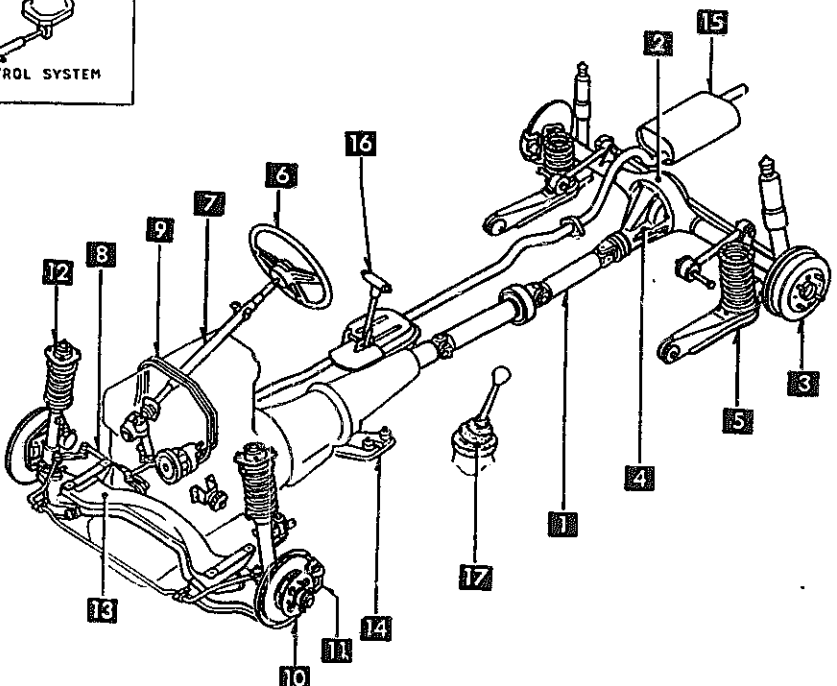
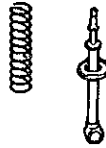
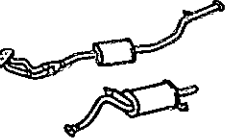
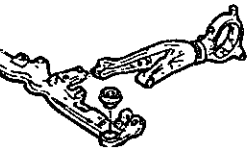
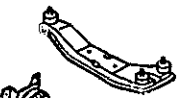

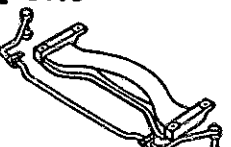





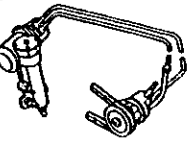

As this illustration is prepared to be applicable to all models, some parts are different in specifications from the parts listed in this parts catalog.

PICTORIAL INDEX



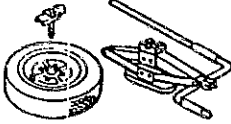


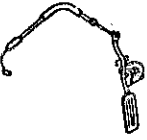
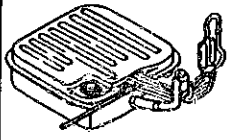
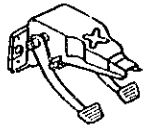
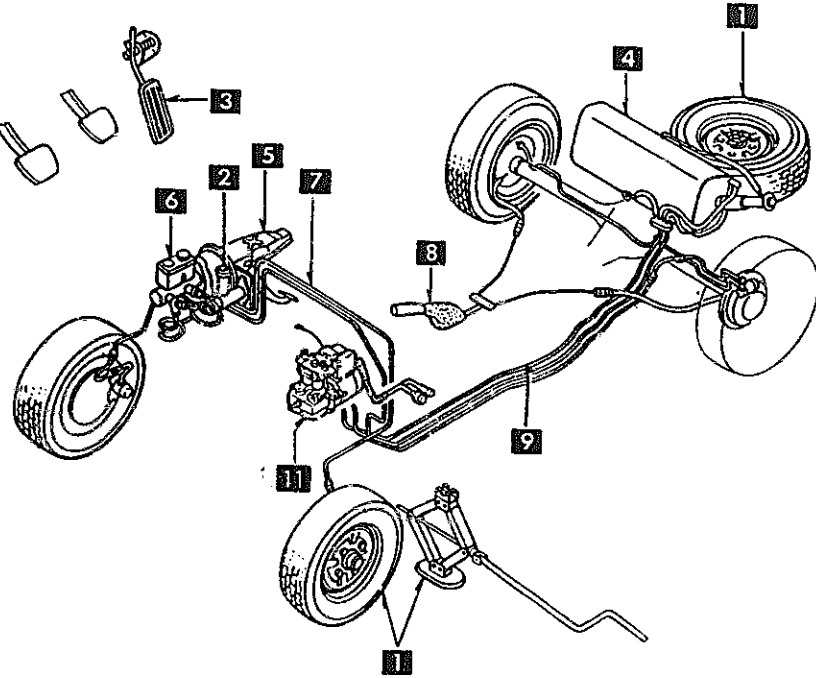
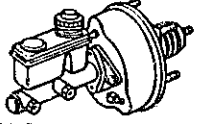
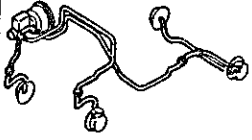

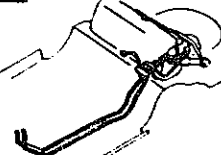

As this illustration is prepared to be applicable to all models, some parts are different in specifications from the parts listed in this parts Catalog.

PICTORIAL INDEX

<p>1 2505</p>  <p>REAR PROPELLER SHAFT</p>	<p>2 2550</p>  <p>REAR DRIVE SHAFTS</p>	<p>2600</p>  <p>REAR AXLE</p>	<p>3 2610</p>  <p>REAR BRAKE MECHANISMS</p>	<p>4 2710</p>  <p>REAR DIFFERENTIALS</p>	<p>5 2800 2810</p>  <p>REAR SUSPENSION MECHANISMS REAR STABILIZER</p>			
<p>16 4600</p>  <p>CHANGE CONTROL SYSTEM (AUTOMATIC)</p>	<p>17 1720</p> <p>Given in Engine Group</p>  <p>CHANGE CONTROL SYSTEM (MANUAL)</p>	<h3>CHASSIS (1/2)</h3> 			<p>2801</p>  <p>REAR SPRING & DAMPER</p>			
<p>15 4000</p>  <p>EXHAUST SYSTEM</p>				<p>2830</p>  <p>REAR LOWER ARMS & SUB FRAME</p>				
<p>14 3900</p>  <p>ENGINE & TRANSMISSION MOUNTINGS</p>				<p>6 3200</p>  <p>STEERING WHEEL</p>				
<p>13 3410</p>  <p>CROSSMEMBER & STABILIZER</p>				<p>7 3210</p>  <p>STEERING COLUMN & SHAFTS</p>				
<p>12 3401</p>  <p>FRONT SPRING & DAMPER</p>				<p>3400</p>  <p>FRONT SUSPENSION MECHANISMS</p>	<p>11 3310</p>  <p>FRONT BRAKE MECHANISMS</p>	<p>10 3300</p>  <p>FRONT AXLE</p>	<p>9 3240</p>  <p>POWER STEERING SYSTEM</p>	<p>8 3220</p>  <p>STEERING GEAR</p>



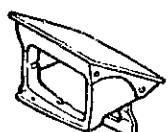
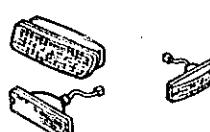
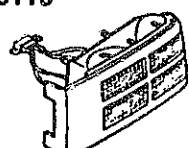
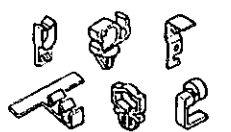

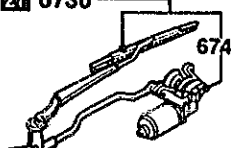
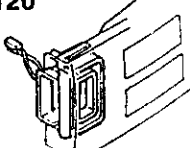

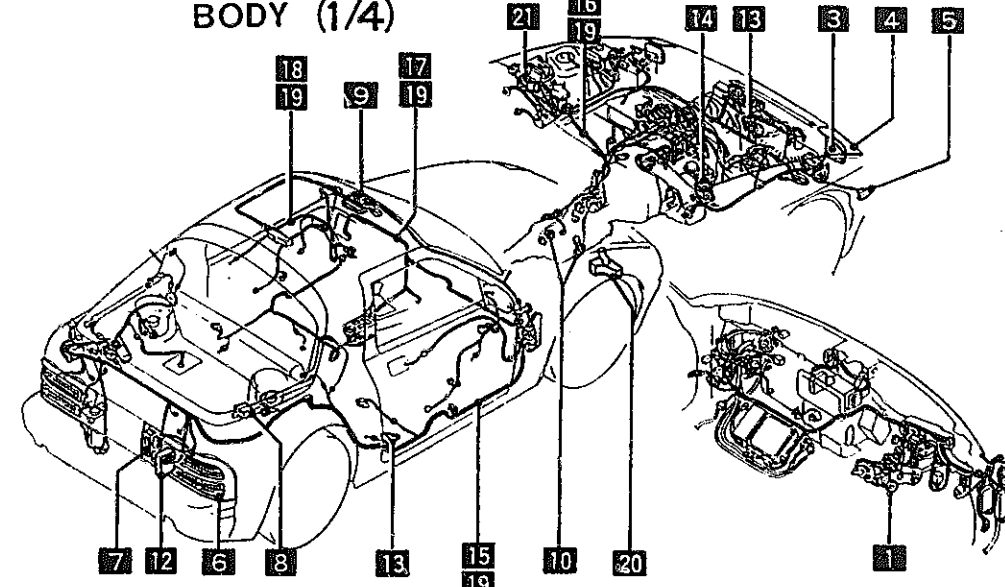
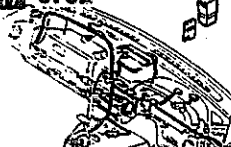

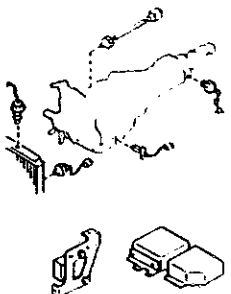

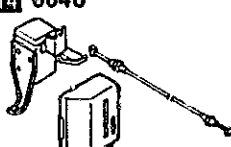
As this illustration is prepared to be applicable to all models, some parts are different in specifications from the parts listed in this parts Catalog.

PICTORIAL INDEX

<p>1 3700</p>  <p style="text-align: center;">TIRES & JACK</p>	<p>2 4140</p>  <p style="text-align: center;">CLUTCH RELEASE & MASTER CYLINDERS (MANUAL TRANSMISSION)</p>	<p>4145</p>  <p style="text-align: center;">CLUTCH PIPINGS (MANUAL TRANSMISSION)</p>	<p>3 4160</p>  <p style="text-align: center;">ACCELERATOR CONTROL SYSTEM</p>	<p>4 4200</p>  <p style="text-align: center;">FUEL TANK</p>	<p>5 4300</p>  <p style="text-align: center;">CLUTCH & BRAKE PEDALS</p>
<h3>CHASSIS (2/2)</h3> 					
<p>6 4340</p>  <p style="text-align: center;">BRAKE MASTER CYLINDER & POWER BRAKE</p>					
<p>7 4360</p>  <p style="text-align: center;">BRAKE PIPINGS</p>					
<p>8 4400</p>  <p style="text-align: center;">PARKING BRAKE SYSTEM</p>					
<p>9 4500</p>  <p style="text-align: center;">FUEL PIPINGS</p>					
<p>11 4370</p>  <p style="text-align: center;">ANTILOCK BRAKE SYSTEM</p>					



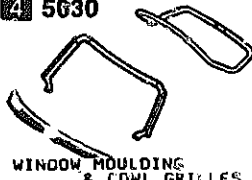
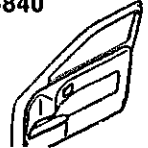


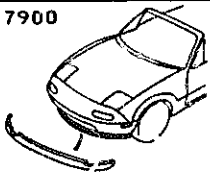

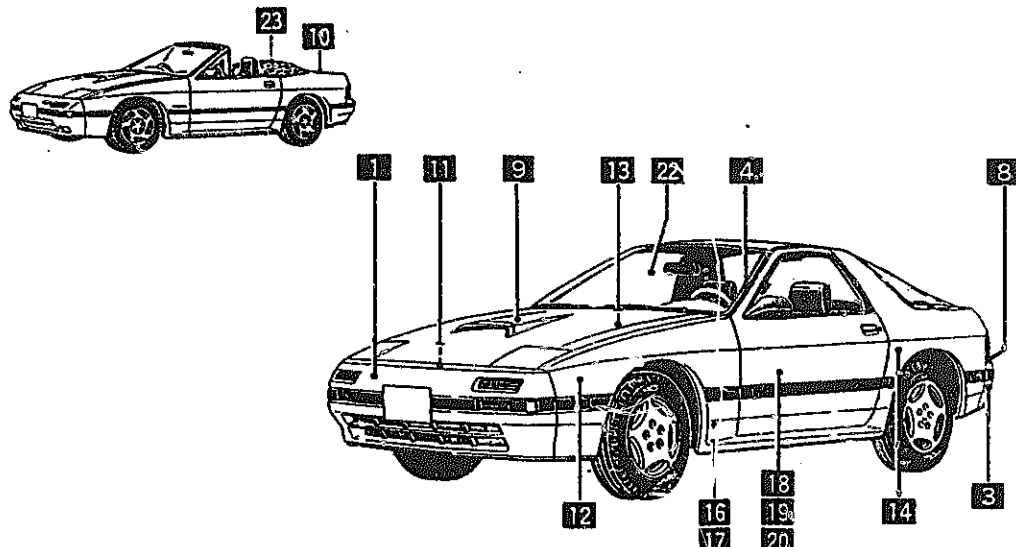
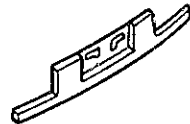

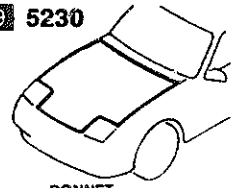
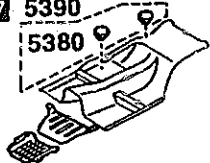


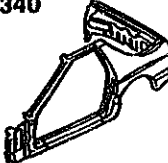

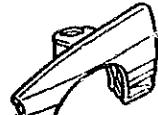
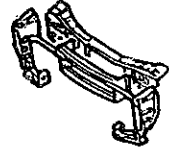
As this illustration is prepared to be applicable to all models, some parts are different in specifications from the parts listed in this parts Catalog

PICTORIAL INDEX

<p>1 0900</p>  <p>KEY SETS</p>	<p>2</p>	<p>3 5100</p>  <p>HEAD LAMPS</p>	<p>4 5103</p>  <p>HEAD LAMP RETRACTORS</p>	<p>5 5105</p>  <p>FRONT COMBINATION LAMPS</p>	<p>6 5110</p>  <p>REAR COMBINATION LAMPS</p>
<p>19 6704</p>  <p>WIRING HARNESS CLAMPS</p>	<p>20 6720</p>  <p>WINDSHIELD WASHER</p>	<p>21 6730</p>  <p>WINDSHIELD WIPERS</p>			<p>7 5120</p>  <p>LICENSE LAMPS</p>
<p>18 6703</p>  <p>WIRING HARNESSES (DOOR, FLOOR/CEILING)</p>	<p style="text-align: center;">BODY (1/4)</p> 				<p>8</p>
<p>17 6702</p>  <p>WIRING HARNESSES (DASHBOARD)</p>					<p>9</p>
<p>16 6701</p>  <p>WIRING HARNESSES (ENGINE & TRANSMISSION)</p>					<p>10 6600</p>  <p>SWITCHES & RELAYS (ENGINE)</p>
<p>15 6700</p>  <p>WIRING HARNESSES (FRONT & REAR)</p>					<p>14 6640</p>  <p>AUTO CRUISE CONTROL SYSTEM</p>

As this illustration is prepared to be applicable to all models, some parts are different in specifications from the parts listed in this parts Catalog

PICTORIAL INDEX

<p>1 5000</p>  <p>FRONT BUMPER</p>	<p>2</p>	<p>3 5010</p>  <p>REAR BUMPER</p>	<p>4 5630</p>  <p>WINDOW MOULDING & COWL GRILLES</p>	<p>5</p>	<p>6</p>
<p>20 5840</p>  <p>FRONT DOOR TRIMS & RELATED PARTS</p>	<p>21</p>	<p>22 6300</p>  <p>WINDOW GLASSES</p>	<p>23 6330</p>  <p>SUNROOF</p>	<p>24 7900</p>  <p>ACCESSORIES</p>	<p>7</p>
<p>19 5830</p>  <p>FRONT DOOR MECHANISMS</p>	<p>BODY (2/4)</p> 				<p>8 5180</p>  <p>REAR FINISHER</p>
<p>18 5800</p>  <p>FRONT DOORS</p>					<p>9 5230</p>  <p>BONNET</p>
<p>17 5390 5380</p>  <p>FLOOR ATTACHMENTS</p>					<p>10 5260</p>  <p>TRUNK LID</p>
<p>16 5370</p>  <p>BODY PANELS (FLOOR)</p>	<p>15</p>	<p>14 5340</p>  <p>BODY PANELS (SIDE)</p>	<p>13 5330</p>  <p>BODY PANELS (DASH & COWL PANEL)</p>	<p>12 5320</p>  <p>BODY PANELS (FENDER & WHEEL APRON)</p>	<p>11 5310</p>  <p>BODY PANELS (FRONT)</p>

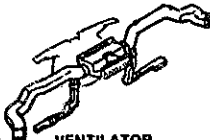


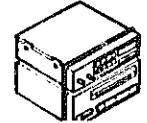

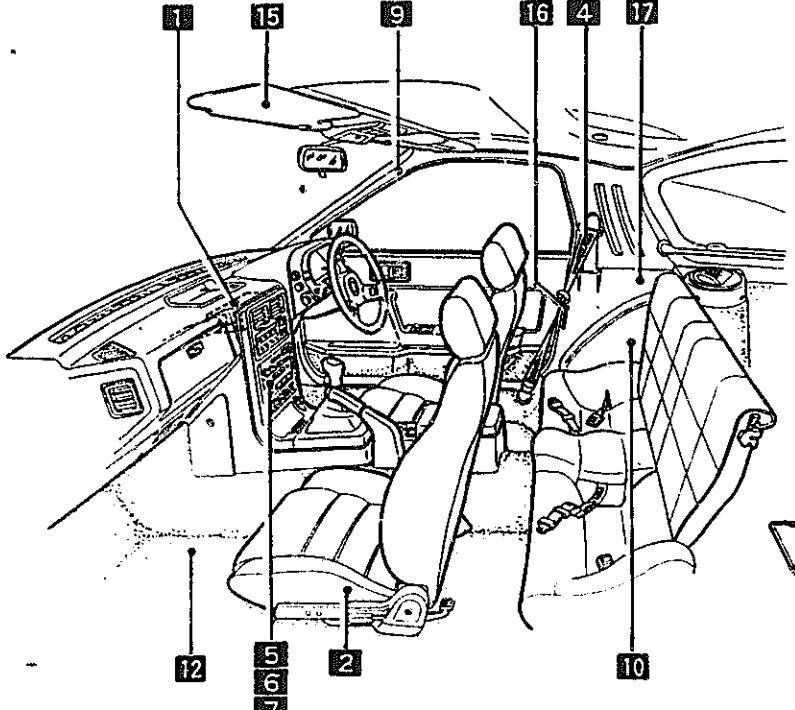
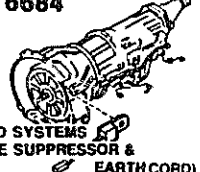






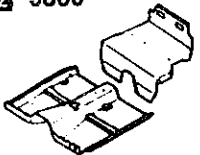
As this illustration is prepared to be applicable to all models, some parts are different in specifications from the parts listed in this parts Catalog

PICTORIAL INDEX

<p>1 5500</p> <p>DASHBOARD EQUIPMENTS</p>	<p>2 5520</p> <p>METER HOOD</p>	<p>3 5530</p> <p>SPEEDOMETER CABLE</p>	<p>4 5540</p> <p>METER COMPONENTS</p>	<p>5 5560</p> <p>DASHBOARD & RELATED PARTS</p>	<p>6 5570</p> <p>CONSOLE</p>				
<p>BODY (3/4)</p>									
<table border="1" style="width: 100%; border-collapse: collapse;"> <tr> <td data-bbox="1562 402 1822 808" style="width: 25%;"> <p>7</p> <p>6120</p> <p>6100</p> <p>6110</p> <p>6115</p> <p>HEATER</p> </td> <td data-bbox="1562 808 1822 1221" style="width: 25%;"> <p>8 6130</p> <p>6135</p> <p>6140</p> <p>6135</p> <p>6150</p> <p>AIR CONDITIONER</p> </td> <td data-bbox="1283 1221 1545 1421" style="width: 25%;"> <p>10 6611</p> <p>COMBINATION SWITCH</p> </td> <td data-bbox="1545 1221 1822 1421" style="width: 25%;"> <p>9 6610</p> <p>DASHBOARD SWITCHES</p> </td> </tr> </table>						<p>7</p> <p>6120</p> <p>6100</p> <p>6110</p> <p>6115</p> <p>HEATER</p>	<p>8 6130</p> <p>6135</p> <p>6140</p> <p>6135</p> <p>6150</p> <p>AIR CONDITIONER</p>	<p>10 6611</p> <p>COMBINATION SWITCH</p>	<p>9 6610</p> <p>DASHBOARD SWITCHES</p>
<p>7</p> <p>6120</p> <p>6100</p> <p>6110</p> <p>6115</p> <p>HEATER</p>	<p>8 6130</p> <p>6135</p> <p>6140</p> <p>6135</p> <p>6150</p> <p>AIR CONDITIONER</p>	<p>10 6611</p> <p>COMBINATION SWITCH</p>	<p>9 6610</p> <p>DASHBOARD SWITCHES</p>						

As this illustration is prepared to be applicable to all models, some parts are different in specifications from the parts listed in this parts Catalog

PICTORIAL INDEX

<p>1 5580</p>  <p>VENTILATOR</p>	<p>2 5700</p>  <p>SEATS</p>	<p>3</p>	<p>4 5790</p>  <p>SEAT BELTS</p>	<p>5 6680</p>  <p>AUDIO SYSTEMS (RADIO & TAPE DECK)</p>	<p>6 6682</p>  <p>AUDIO SYSTEMS (ANTENNA & SPEAKER)</p>		
<p>BODY (4/4)</p> 						<p>7 6684</p>  <p>AUDIO SYSTEMS (NOISE SUPPRESSOR & EARTH CORD)</p>	
						<p>8</p>	
						<p>9 6820</p>  <p>FRONT HEADER TRIM & PILLAR TRIMS</p>	
<p>17 7250</p>  <p>REAR WINDOW GLASSES & TRIMS</p>							<p>10 6840</p>  <p>TRIMS & SCUFF PLATES</p>
<p>16 6930</p>  <p>CAUTION PLATES & LABELS</p>	<p>15 6900</p>  <p>VISORS, ASSIST HANDLES & MIRRORS</p>	<p>14 6870</p>  <p>SERVICE TOOLS</p>	<p>13</p>	<p>12 5860</p>  <p>FLOOR MATS & PADS</p>	<p>11</p>		

As this illustration is prepared to be applicable to all models, some parts are different in specifications from the parts listed in this parts Catalog

SECTION NAME INDEX (ENGINE)

LD.NO	SEC.NO	SECTION NAME	LD.NO	SEC.NO	SECTION NAME	LD.NO	SEC.NO	SECTION NAME
1-C03	1000	SHORT ENGINE & GASKET SETS						
1-D03	1010	CYLINDER HEAD & COVER						
1-G03	1030	CYLINDER BLOCK						
1-I03	1040	OIL PAN & TIMING COVER						
1-K03	1100	PISTON, CRANKSHAFT & FLYWHEEL						
1-N03	1200	VALVE SYSTEM						
1-O04	1300	INLET MANIFOLD						
1-E04	1310	EXHAUST MANIFOLD						
1-F04	1320	FUEL SYSTEM						
1-H04	1325	FUEL DISTRIBUTOR						
1-I04	1330	AIR CLEANER						
1-K04	1364	THROTTLE BODY						
1-L04	1370	EMISSION CONTROL SYSTEM (INLET SIDE)						
1-M04	1399	CAP & HOSE CLIP (INLET & EXHAUST SIDE)						
1-N04	1400	OIL PUMP & FILTER						
1-C05	1500	COOLING SYSTEM						
1-G05	1580	BRACKET, PULLEY & BELT						
1-C06	1600	CLUTCH DISC & COVER (MANUAL)						
1-D06	1700	TRANSMISSION CASE (MANUAL)						
1-E06	1710	TRANSMISSION GEARS (MANUAL)						
1-J06	1720	CHANGE CONTROL SYSTEM (MANUAL)						
1-M06	1800	ENGINE ELECTRICAL SYSTEM						
1-C07	1830	ALTERNATOR						
1-E07	1840	STARTER						
1-G07	1850	BATTERY						
1-H07	1910	TORQUE CONVERTER, OIL PUMP & PIPINGS (AUTOMATIC)						
1-K07	1920	TRANSMISSION CASE & MAIN CONTROL SYSTEM (AUTOMATIC)						
1-E08	1925	CONTROL VALVE (AUTOMATIC)						
1-I08	1930	CLUTCHES & PLANETARY GEARS (AUTOMATIC)						
1-D09	1940	GOVERNOR, LOW & REVERSE PISTON (AUTOMATIC)						
1-G09	1950	MANUAL LINKAGE SYSTEM (AUTOMATIC)						
1-I09	1960	GASKET & SEAL KIT (AUTOMATIC)						

CATLOG-NO- AUNA01-07

DATE. 1992-02

SECTION NAME INDEX (CHASSIS)

LO.NO	SEC.NO	SECTION NAME	LO.NO	SEC.NO	SECTION NAME	LO.NO	SEC.NO	SECTION NAME
1-C11	2505	REAR PROPELLER SHAFT	1-J16	4400	PARKING BRAKE SYSTEM			
1-D11	2550	REAR DRIVE SHAFT	1-L16	4500	FUEL PIPINGS			
1-E11	2600	REAR AXLE	2-C03	4600	CHANGE CONTROL SYSTEM (AT)			
1-F11	2610	REAR BRAKE MECHANISMS						
1-H11	2710	REAR DIFFERENTIALS (NDRMAL DIFF.)						
1-L11	2710 A	REAR DIFFERENTIALS (LIMITED SLIP DIFF.)						
1-D12	2800	REAR SUSPENSION MECHANISMS						
1-E12	2801	REAR SPRING & DAMPER						
1-F12	2810	REAR STABILIZER						
1-G12	2830	REAR LOWER ARMS & SUB FRAME						
1-I12	3200	STEERING WHEEL						
1-L12	3210	STEERING COLUMN & SHAFTS						
1-M12	3220	STEERING GEAR (W/O POWER STEERING)						
1-C13	3220 A	STEERING GEAR (W/ POWER STEERING)						
1-F13	3240	POWER STEERING SYSTEM						
1-H13	3300	FRONT AXLE						
1-I13	3310	FRONT BRAKE MECHANISMS						
1-K13	3400	FRONT SUSPENSION MECHANISMS						
1-M13	3401	FRONT SPRING & DAMPER						
1-N13	3410	CROSSMEMBER & STABILIZER						
1-C14	3700	TIRES & JACK						
1-C15	3900	ENGINE & T/MISSION MOUNTINGS						
1-D15	4000	EXHAUST SYSTEM						
1-F15	4140	CLUTCH RELEASE & MASTER CYLINDERS (MANUAL TRANSMISSION)						
1-G15	4145	CLUTCH PIPINGS (MANUAL TRANSMISSION)						
1-H15	4160	ACCELERATOR CONTROL SYSTEM						
1-I15	4200	FUEL TANK						
1-M15	4300	CLUTCH & BRAKE PEDALS (MANUAL TRANSMISSION)						
1-D16	4300A	BRAKE PEDALS (AUTOMATIC TRANSMISSION)						
1-F16	4360	BRAKE MASTER CYLINDER & POWER BRAKE						
1-H16	4360	BRAKE PIPINGS						

SECTION NAME INDEX (BODY)

LO.NO	SEC.NO	SECTION NAME	LO.NO	SEC.NO	SECTION NAME	LU.NO	SEC.NO	SECTION NAME
2-C05	0900	KEY SETS	2-E12	6115	HEATER CONTROLS COMPONENTS	3-C03	7900	ACCESSORIES
2-E05	5000	FRONT BUMPER	2-F12	6120	HEATER BLOWER COMPONENTS			
2-H05	5010	REAR BUMPER	2-G12	6130	AIR CONDITIONER			
2-J05	5030	WINDOW MOULDING & COWL GRILLES	2-K12	6135	O RING SET, PIPING			
2-L05	5100	HEAD LAMPS	2-L12	6140	COMPRESSOR COMPONENTS (AIR CON DITIONER)			
2-M05	5103	HEAD LAMP RETRACTORS	2-N12	6150	COOLING UNIT (AIR CONDITIONER)			
2-D06	5105	FRONT COMBINATION LAMPS	2-C13	6300	WINDOW GLASSES			
2-F06	5110	REAR COMBINATION LAMPS	2-D13	6330	SUNROOF			
2-I06	5120	LICENSE LAMPS	2-M13	6600	SWITCHES & RELAYS (ENGINE)			
2-J06	5180	REAR FINISHER	2-D14	6610	DASHBOARD SWITCHES			
2-L06	5230	BONNET	2-E14	6611	COMBINATION SWITCH			
2-N06	5260	TRUNK LID	2-F14	6630	RELAYS & UNIT (BODY)			
2-D07	5310	BODY PANELS (FRONT)	2-G14	6635	DOOR SWITCH & HORNS			
2-E07	5320	BODY PANELS (FENDER & WHEEL AP RON)	2-H14	6640	AUTO CRUISE CONTROL SYSTEM			
2-H07	5330	BODY PANELS (DASH & COWL PANEL)	2-I14	6680	AUDIO SYSTEMS (RADIO & TAPE DE CK)			
2-I07	5340	BODY PANELS (SIDE)	2-K14	6682	AUDIO SYSTEMS (ANTENNA & SPEAK ER)			
2-C08	5370	BODY PANELS (FLOOR)	2-L14	6700	WIRING HARNESSSES (FRONT & REAR)			
2-F08	5380	FLOOR ATTACHMENTS (HOLE COVERS)	2-N14	6701	WIRING HARNESSSES (ENGINE & T/MX SSION)			
2-G08	5390	FLOOR ATTACHMENTS	2-D15	6702	WIRING HARNESSSES (DASHBOARD)			
2-C09	5500	DASHBOARD EQUIPMENTS	2-E15	6703	WIRING HARNESSSES (DOOR, FLOOR/CE ILING)			
2-E09	5520	METER HOOD	2-F15	6704	WIRING HARNESS CLAMPS			
2-F09	5530	SPEEDOMETER CABLE	2-I15	6720	WINDSHIELD WASHER			
2-G09	5540	METER COMPONENTS	2-K15	6730	WINDSHIELD WIPERS			
2-I09	5560	DASHBOARD & RELATED PARTS	2-M15	6740	WIPER MOTOR COMPONENTS (FRONT)			
2-L09	5570	CONSOLE	2-N15	6820	FRONT HEADER TRIM & PILLAR TRI MS			
2-C10	5580	VENTILATOR	2-C16	6840	TRIMS & SCUFF PLATES			
2-D10	5700	SEATS	2-E16	6860	FLOOR MATS & PADS			
2-K10	5790	SEAT BELTS	2-G16	6870	SERVICE TOOLS			
2-L10	5800	FRONT DOORS	2-H16	6900	VISORS, ASSIST HANDLES & MIRROR S			
2-C11	5830	FRONT DOOR MECHANISMS	2-J16	6930	CAUTION PLATES & LABELS			
2-F11	5840	FRONT DOOR TRIMS & RELATED PAR TS	2-L16	7250	QUARTER WINDOW & TRIMS			
2-C12	6100	HEATER						
2-D12	6110	HEATER UNIT COMPONENTS						

CATLOG-NO= AUNA01-07

DATE. 1992-02

SECTION NAME INDEX (ENGINE)

LO.NO	SEC.NO	SECTION NAME	LO.NO	SEC.NO	SECTION NAME	LO.NO	SEC.NO	SECTION NAME
1-C03	1000	SHORT ENGINE & GASKET SEYS						
1-F03	1010	CYLINDER HEAD & COVER						
1-G03	1030	CYLINDER BLOCK						
1-I03	1040	OIL PAN & TIMING COVER						
1-K03	1100	PISTON, CRANKSHAFT & FLYWHEEL						
1-N03	1200	VALVE SYSTEM						
1-D04	1300	INLET MANIFOLD						
1-E04	1310	EXHAUST MANIFOLD						
1-F04	1320	FUEL SYSTEM						
1-H04	1325	FUEL DISTRIBUTOR						
1-I04	1330	AIR CLEANER						
1-K04	1364	THROTTLE BODY						
1-L04	1370	EMISSION CONTROL SYSTEM (INLET SIDE)						
1-M04	1399	CAP & HOSE CLIP (INLET & EXHAUST SIDE)						
1-N04	1400	OIL PUMP & FILTER						
1-C05	1500	COOLING SYSTEM						
1-G05	1580	BRACKET, PULLEY & BELT						
1-C06	1600	CLUTCH DISC & COVER (MANUAL)						
1-D06	1700	TRANSMISSION CASE (MANUAL)						
1-E06	1710	TRANSMISSION GEARS (MANUAL)						
1-J06	1720	CHANGE CONTROL SYSTEM (MANUAL)						
1-M06	1800	ENGINE ELECTRICAL SYSTEM						
1-C07	1830	ALTERNATOR						
1-E07	1840	STARTER						
1-G07	1850	BATTERY						
1-H07	1910	TORQUE CONVERTER, OIL PUMP & PIPINGS (AUTOMATIC)						
1-K07	1920	TRANSMISSION CASE & MAIN CONTROL SYSTEM (AUTOMATIC)						
1-E08	1925	CONTROL VALVE (AUTOMATIC)						
1-I08	1930	CLUTCHES & PLANETARY GEARS (AUTOMATIC)						
1-D09	1940	GOVERNOR, LOW & REVERSE PISTON (AUTOMATIC)						
1-G09	1950	MANUAL LINKAGE SYSTEM (AUTOMATIC)						
1-I09	1960	GASKET & SEAL KIT (AUTOMATIC)						

CATLOG-NO- AUNA01-07

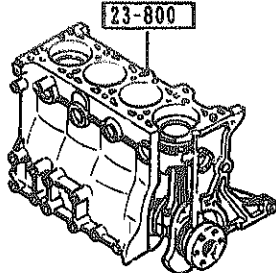
DATE. 1992-02

1000 SHORT ENGINE & GASKET SETS

1000 -1 4 SHORT ENGINE & GASKET SETS

10-271S

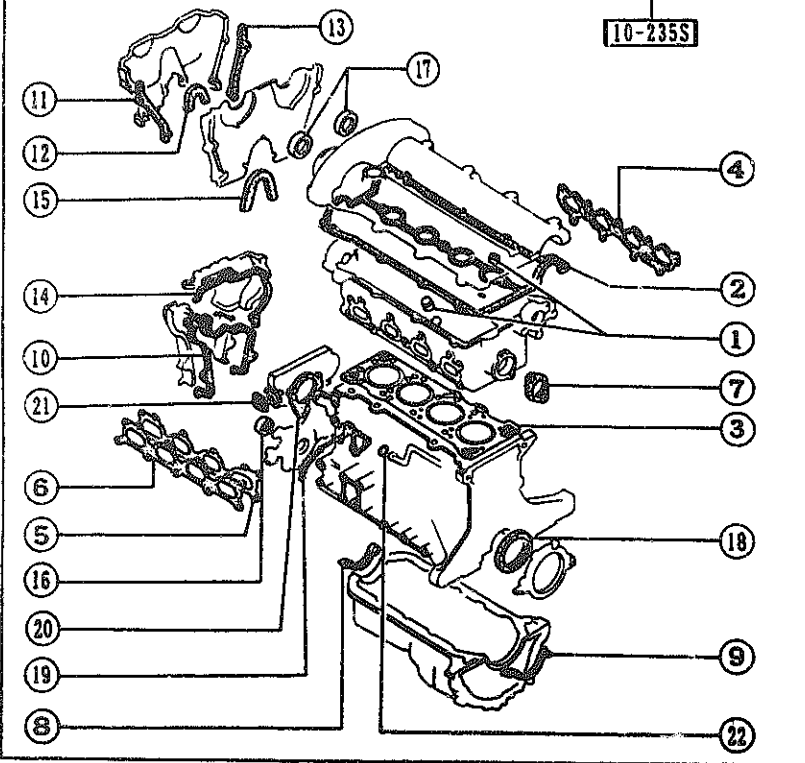
- 1-SEAL, VALVE.....(16)
- 2-GASKET, HEAD COVER.....(1)
- 3-GASKET, CYLINDER HEAD.....(1)
- 4-GASKET, IN. MANIFOLD.....(1)
- 5-GASKET, EX. MANIFOLD.....(1)
- 6-GASKET, EX. MANIFOLD.....(1)
- 7-GASKET, THERMOSTAT COVER.....(2)
- 8-GASKET, OIL PAN.....(1)
- 9-GASKET, OIL PAN.....(1)
- 10-GASKET, T. B. COVER LWR.....(1)
- 11-GASKET (L).....(1)
- 12-GASKET (INN), TIMING BELT (L).....(1)
- 13-GASKET (C), TIMING BELT (L).....(1)
- 14-GASKET, T. BELT COVER-C.....(1)
- 15-RUBBER, SEAL-SEAL PLATE.....(1)
- 16-SEAL, OIL.....(1)
- 17-SEAL, OIL.....(2)
- 18-SEAL, OIL-CDRANKSHAFT.....(1)
- 19-GASKET, OIL PUMP.....(1)
- 20-GASKET, WATER PUMP.....(1)
- 21-GASKET, W. PUMP INLET.....(1)
- 22-RING, O -WATER BY-PASS.....(1)



23-800

- 1-SEAL, VALVE.....(16)
- 2-GASKET, HEAD COVER.....(1)
- 3-GASKET, CYLINDER HEAD.....(1)
- 4-GASKET, IN. MANIFOLD.....(1)
- 5-GASKET, EX. MANIFOLD.....(1)
- 6-GASKET, EX. MANIFOLD.....(1)
- 7-GASKET, THERMOSTAT COVER.....(2)

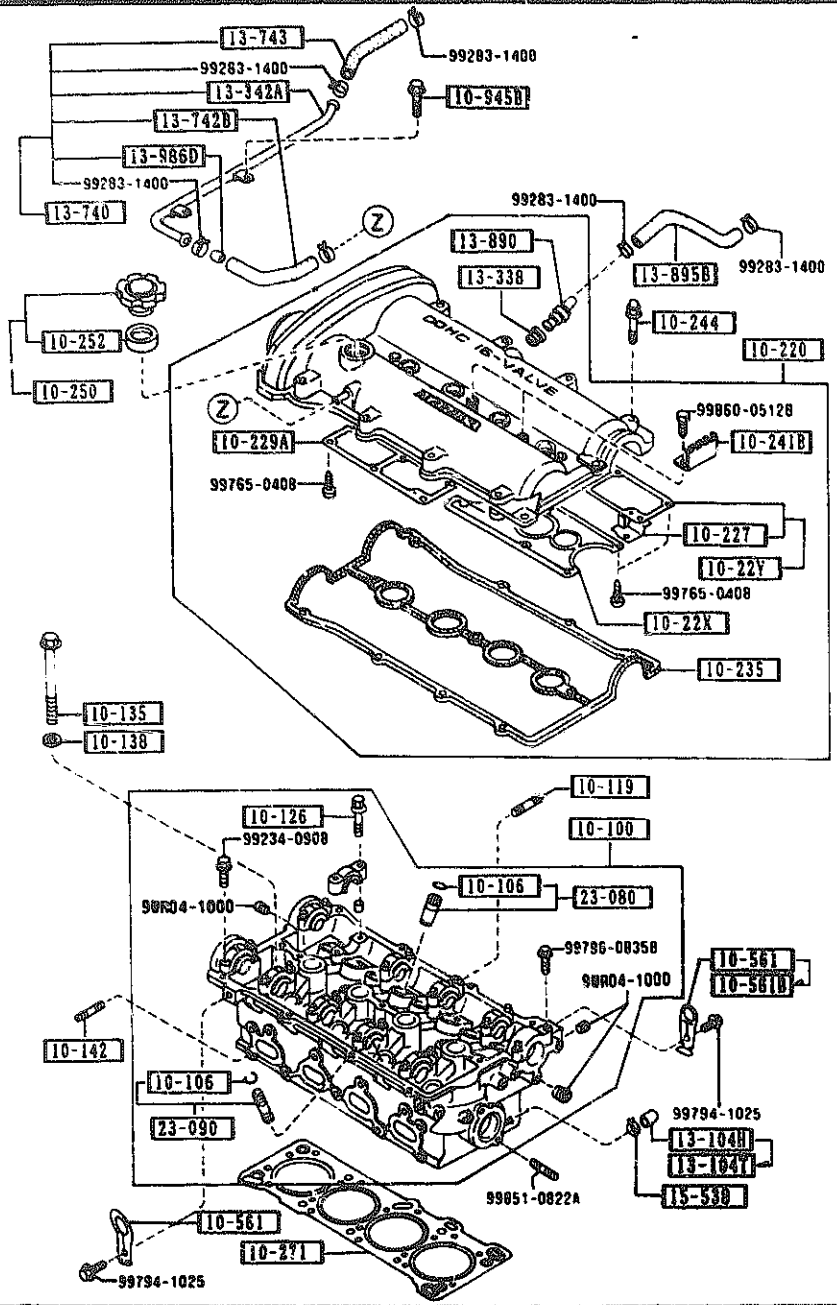
10-235S



PART NO.	QTY	MODEL/RESTRICTION	MODEL/RESTRICTION	MODEL/RESTRICTION	FROM-TO
10-235S		GASKET SET, CYL. HEAD			
8AN1-10-235	1				
10-271S		GASKET SET, ENGINE			
8AN1-10-271	1				
23-800		ENGINE, SHORT			
B64E-02-200 A (B64E-02-200A)	1				-9A04
B64J-02-200 A (B64J-02-200A)	1				-0222
B64E-02-200A A (B64E-02-200B)	1				9A04-0222
B64E-02-200B	1 (MT)				0222-
B64J-02-200A	1 (AT)				0222-
9A04 NA35MH-123222 0222 NA35MH-140861					

1010 CYLINDER HEAD & COVER

1010 -1 CYLINDER HEAD & COVER



PART NO.	QTY	MODEL/RESTRICTION	MODEL/RESTRICTION	MODEL/RESTRICTION	FROM-TO
10-100		HEAD, CYLINDER			
B61P-10-100A AN(B61P-10-100B)	1				-9901
B61P-10-100B	1				9901-
10-106		CLIP, VALVE GUIDE			
B660-10-106	16				
10-119		STUD			
FE4J-13-146	3				
10-126		BOLT, CAMSHAFT CAP			
B660-10-126	20				
10-135		BOLT, CYLINDER HEAD			
B660-10-135A	10				
10-138		WASHER, PLAIN CYL. HEAD			
B650-10-138A	10				
10-142		STUD, EX. MANIFOLD			
B660-10-104A	9				
10-22X		PLATE, OIL BAFFLE-IN. SIDE			
B61P-10-22X	1				
10-22Y		PLATE, OIL BAFFLE-EX.			
B657-10-22Y	1				
10-220		COVER, CYLINDER HEAD			
B61P-10-210B A (B61P-10-210C)	1				-9904
B61P-10-210C	1				9904-
10-227		PLATE, BAFFLE			
B61P-10-227	1				
10-229A		PLATE, OIL BAFFLE			
B657-10-225	2				
10-235		GASKET, HEAD COVER			
9901 NAS5NH-119257 9904 NAS5NH-119498					

AUNA01

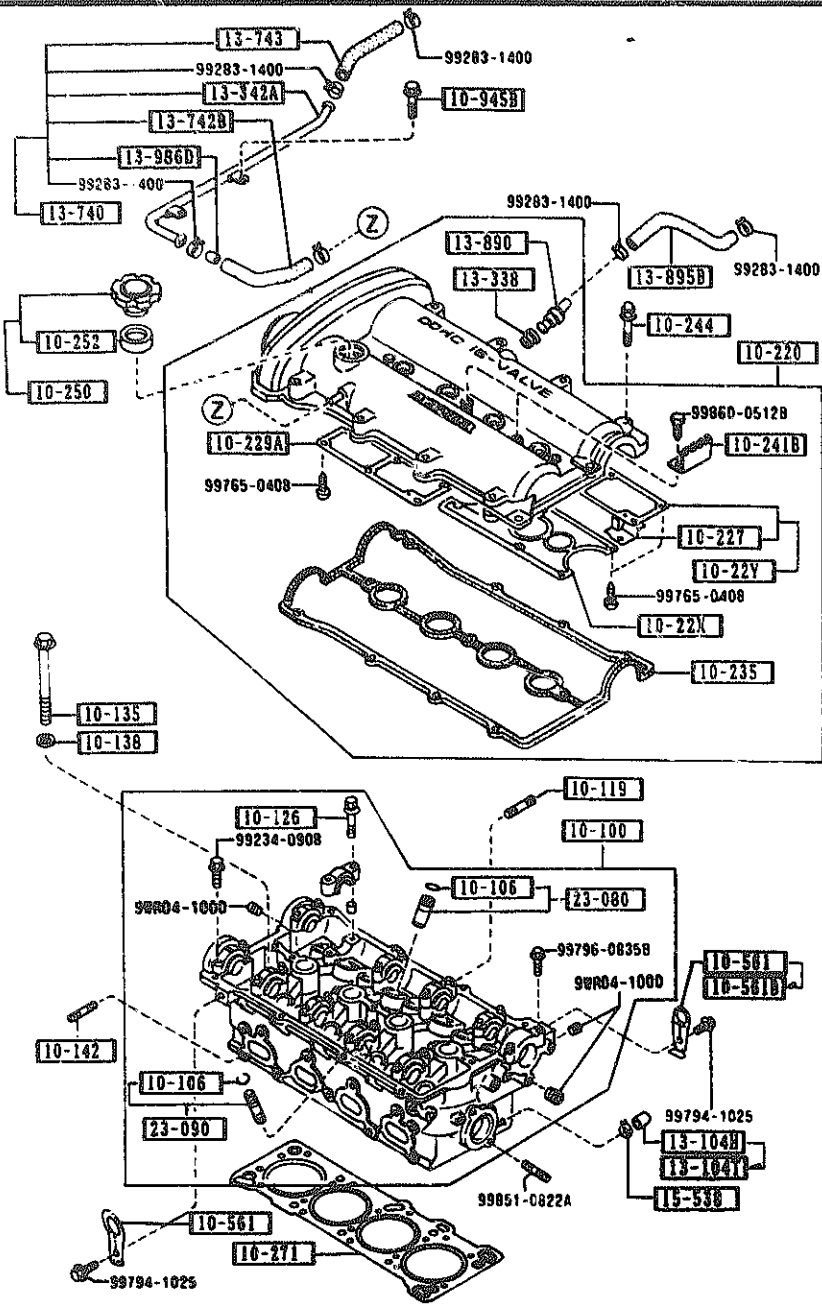
CAT. AUNA01-07

1992-02

1-D 3

1010 CYLINDER HEAD & COVER

1010 --2 CYLINDER HEAD & COVER



PART NO.	QTY	MODEL/RESTRICTION	MODEL/RESTRICTION	MODEL/RESTRICTION	FROM TO
CONT'D					
861P-10-239	1	NON ASBESTOS			
10-241B		PROTECTOR, HT. CORD-S. TANK			
8660-10-241	2				
10-244		BOLT, CYLINDER HEAD COVER			
8660-10-244	11				
10-250		CAP, OIL FILLER			
0453-10-250A	1				
10-252		GASKET			
0324-10-252	1				
10-271		GASKET, CYLINDER HEAD			
86F4-10-271A	1	NON ASBESTOS			
10-561		HANGER, ENGINE			
8660-10-561	2				-9801
8660-10-561	1				9801-
10-561B		HANGER, ENGINE-REAR			
861P-10-565	1				9801-
10-945B		BOLT			
861P-13-366	2				
13-104H		CAP, BLIND			
F667-13-104	1				-9801
13-104T		CAP, SEALING			
FEA7-13-104	1				9801-
13-338		SEAL, RUBBER			
E301-13-338A	1				
13-342A		PIPE, VENTILATION			
861P-13-74XA	1				

9801 NA35WH-116316
9801 NA35WH-126490

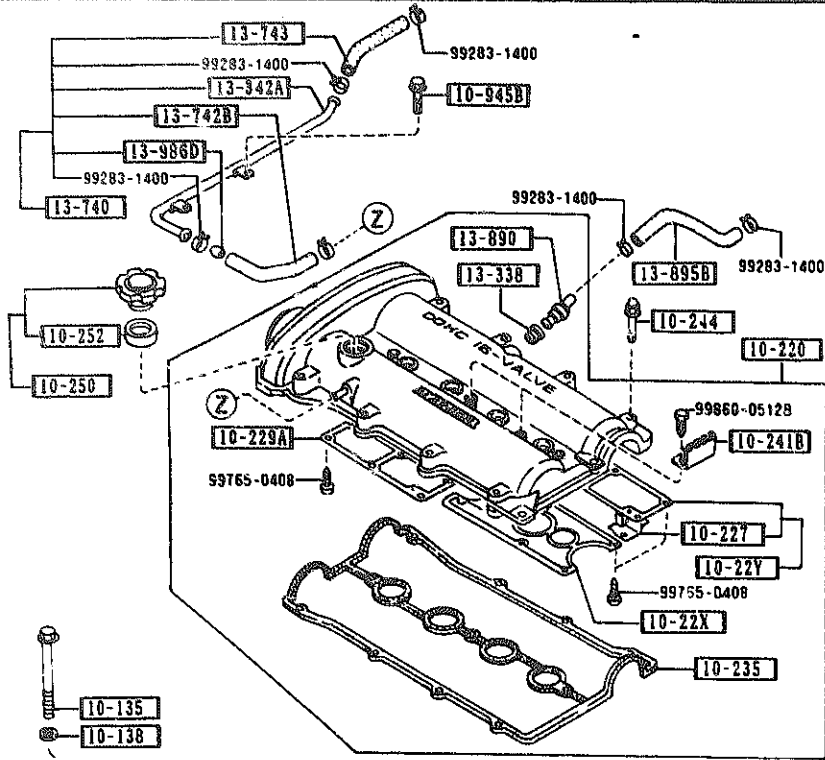
AUWA01

CAT. AUWA01-07

1992-02

1010 CYLINDER HEAD & COVER

1010 -3 M CYLINDER HEAD & COVER

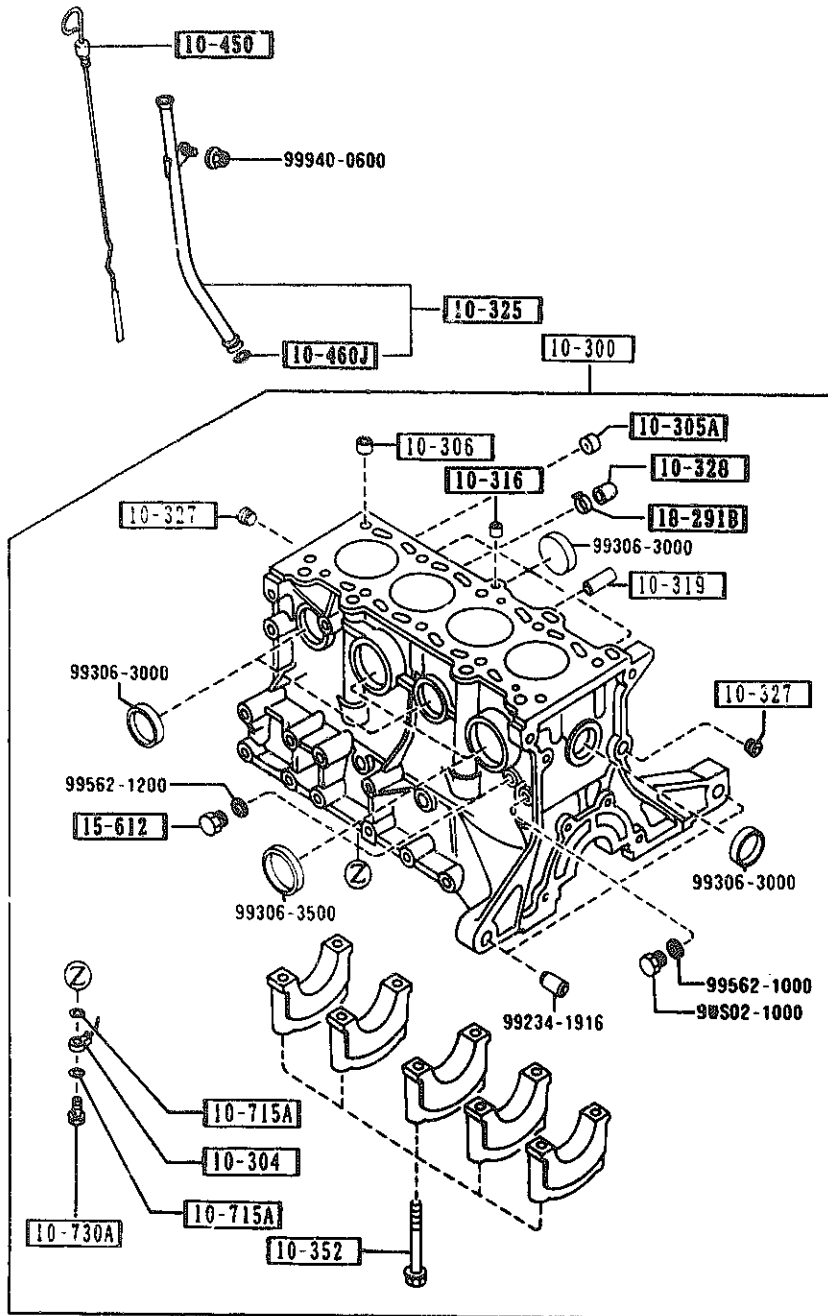


PART NO.	QTY	MODEL/RESTRICTION	MODEL/RESTRICTION	MODEL/RESTRICTION	FROM-TO
13-740		HOSE, VENT.-PURGE CON T. V.			
B61P-13-740A	1				
13-742B		HOSE, VENTILATION			
B61P-13-742A	1				
13-743		HOSE, VENTILATION			
B61P-13-743A	1				
13-890		VALVE, P. C. V.			
BP05-13-890	1				
13-895B		HOSE, P. C. V.			
B61P-13-741	1				
13-986D		ORIFICE			
B61P-13-986	1				
15-538		CLAMP, WATER HOSE			
JF02-15-538	1				
23-080		GUIDE, VALVE			
B620-10-280	8				
23-090		GUIDE, VALVE			
B620-10-290	8				

AUNA01

CAT. AUNA01-07

1992-02

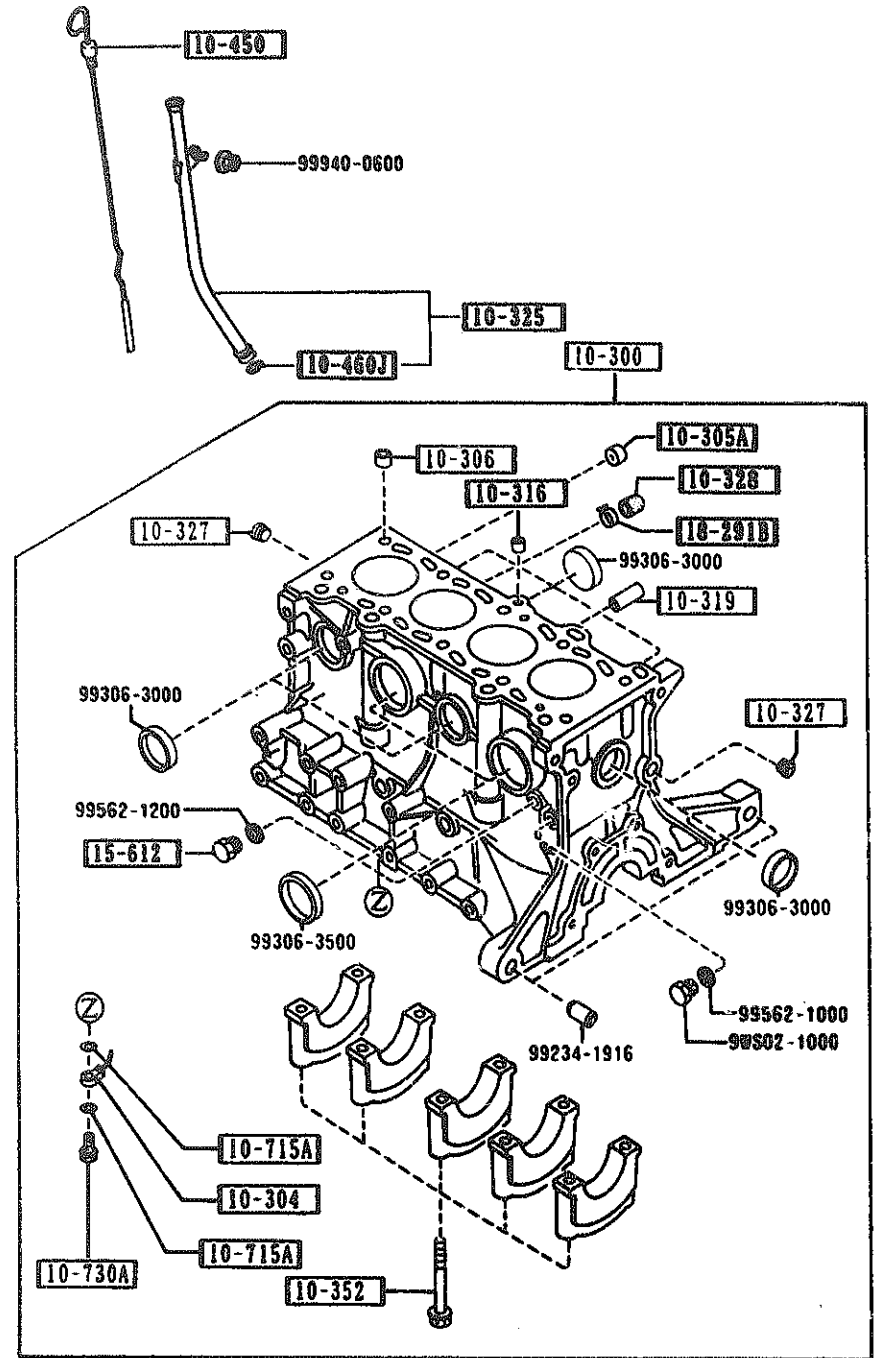


PART NO.	QTY	MODEL/RESTRICTION	MODEL/RESTRICTION	MODEL/RESTRICTION	FROM-TO
10-300		BLOCK, CYLINDER			
B6A7-10-300G	1				-9330
B64J-10-300	1				9330-
10-304		JET, OIL			
B660-10-580A	4				
10-305A		PLUG			
B366-10-305	1				9330-
10-306		PIN, TUBULAR			
B630-10-306	2				
10-316		PLUG, OIL CONTROL			
B630-10-305	1				-9330
10-319		JOINT			
B630-10-319	1				
10-325		PIPE, OIL LEVEL GAUGE			
B61P-10-440	1				
10-327		PLUG, BLIND			
0221-10-327	2				
10-328		COVER, BLIND-CYL. BLOCK			
B660-10-328	1				
10-352		BOLT, BEARING CAP			
B630-10-352	10				
10-450		GAUGE, OIL LEVEL			
B61P-10-450B A (B61P-10-450C)	1				-9825
B61P-10-450C	1				9825-
10-460J		RING, 'O'			
99541-00907	1				
10-715A		GASKET, OIL JET			
SE01-10-715	8				

9330 NA35MM-100072
9825 NA35MM-118378

1030 CYLINDER BLOCK

1030 -2 M CYLINDER BLOCK

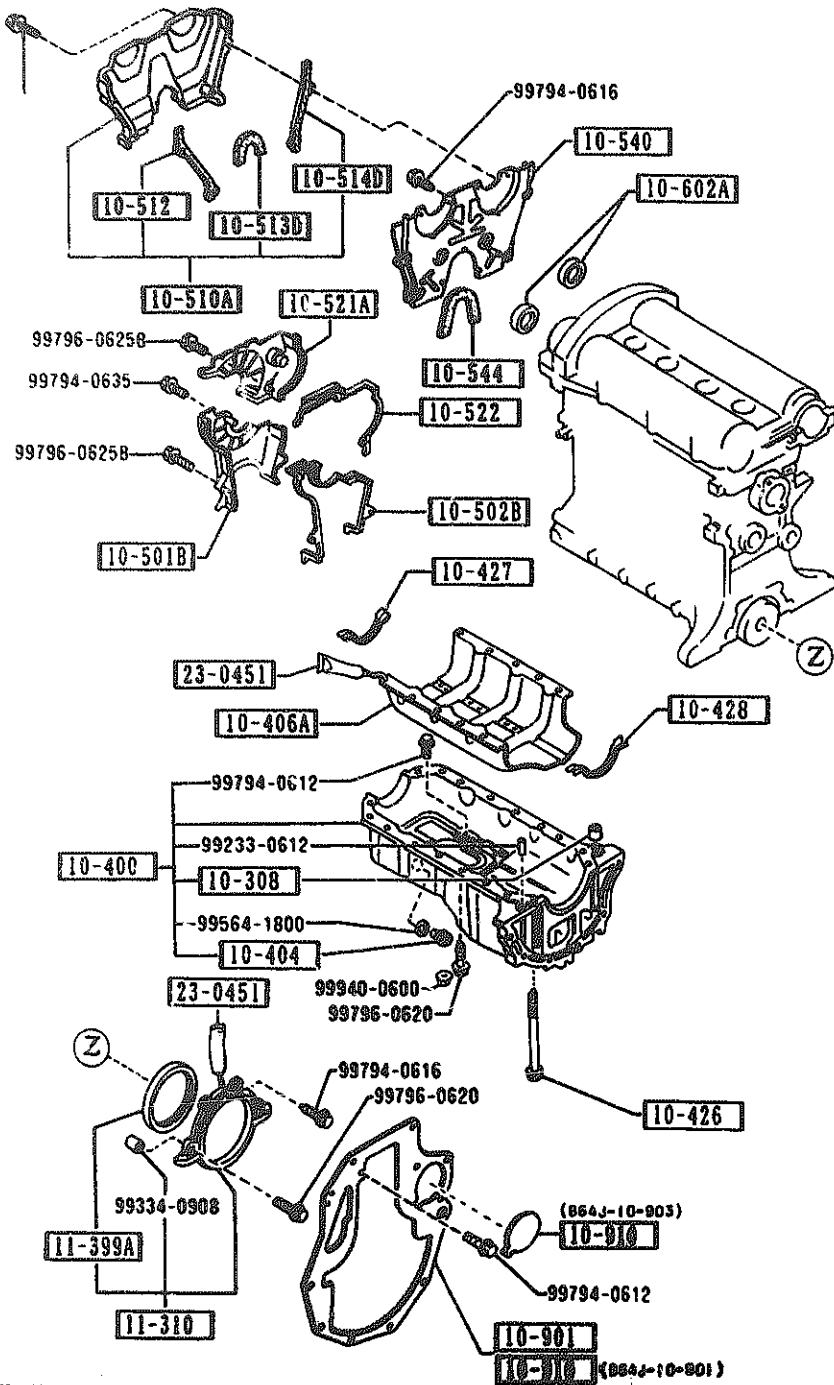


PART NO.	QTY	MODEL/RESTRICTION	MODEL/RESTRICTION	MODEL/RESTRICTION	FROM-TO
10-730A		VALVE, OIL JET			
SE01-10-730	4				
15-612		PLUG			
SE01-15-612	1				
18-291B		CLAMP, HOSE			
R230-15-538	1				

CAT. AUMAD1-07

1992-02

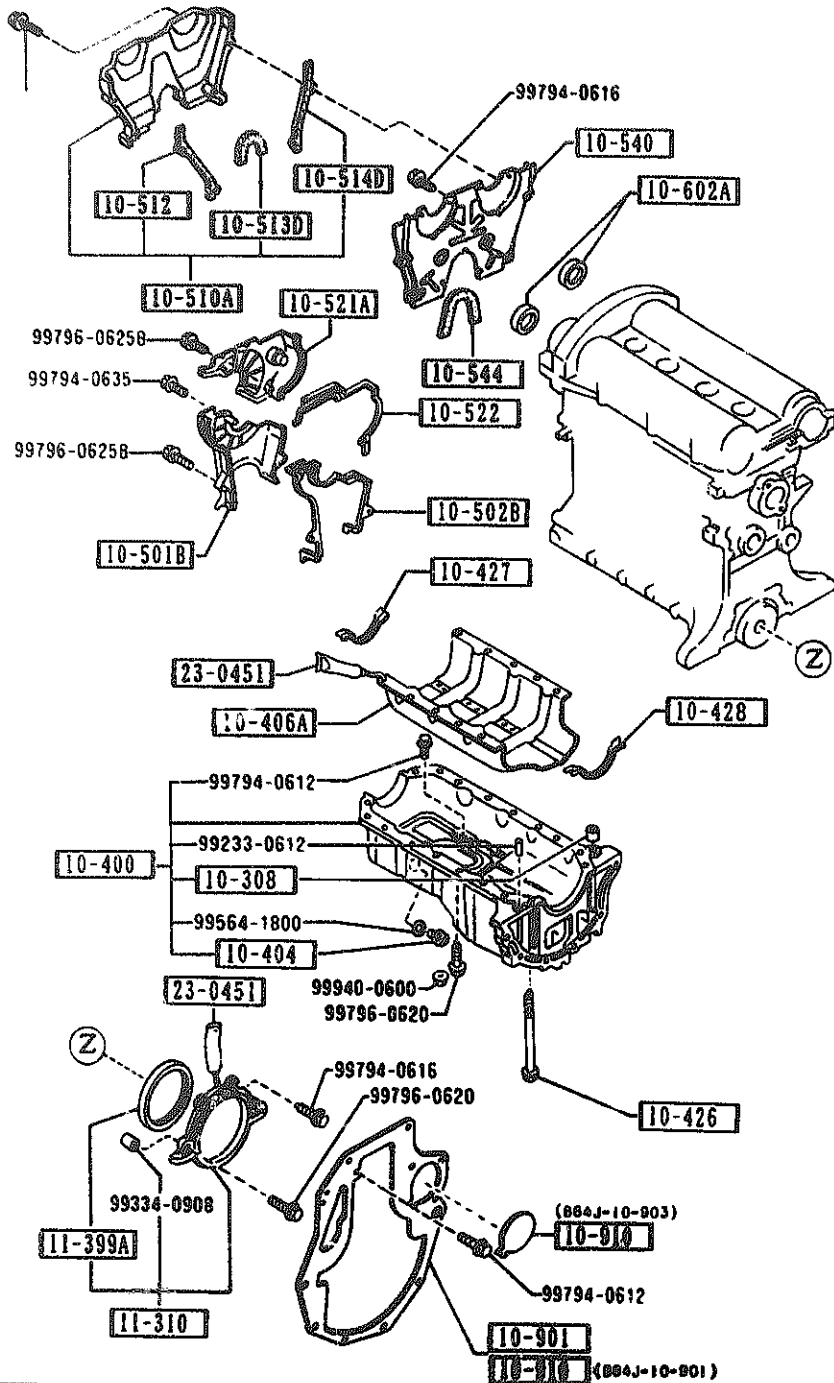
1040 OIL PAN & TIMING COVER



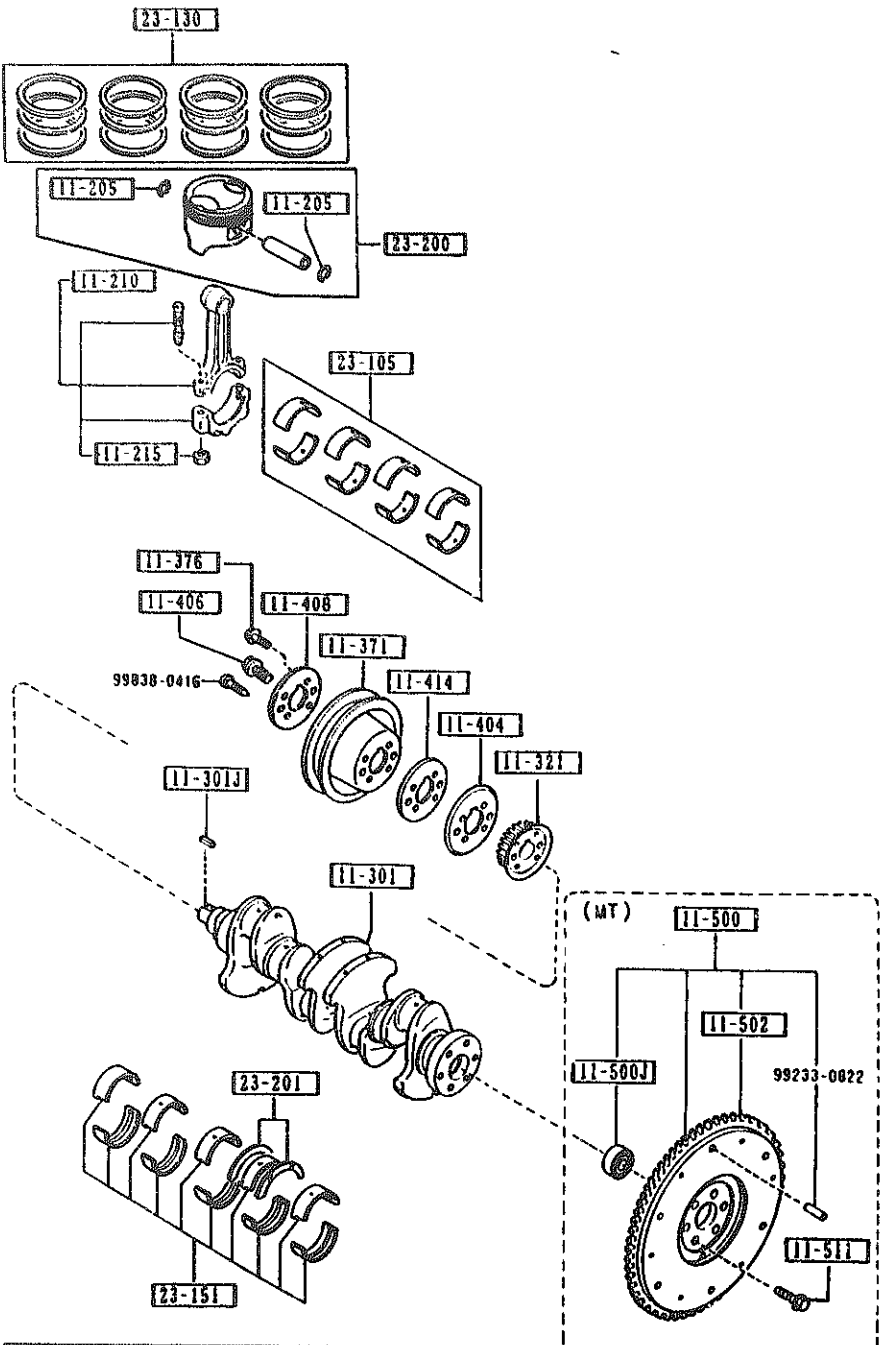
PART NO.	QTY	MODEL/RESTRICTION	MODEL/RESTRICTION	MODEL/RESTRICTION	FROM-TO
10-308		PIN, TUBULAR			
B6F4-10-308	1				
10-400		PAN, OIL			
B6Y0-10-400B	1				-0201
A (B6Y0-10-400C)					
B6Y0-10-400C	1				0201-
10-404		PLUG, DRAIN			
B6S7-10-404	1				-0201
(B6S7-10-404A)					
B6S7-10-404A	1				0201-
10-406A		PLATE, OIL BAFFLE-CYL BLK			
B61P-10-40YA	1				
10-426		BOLT			
B6S7-10-465	2				
10-427		GASKET, OIL PAN			
B6F4-10-427	1				
10-428		GASKET, OIL PAN			
B6F4-10-428	1				
10-501B		COVER, TIMING BELT-LW R			
B660-10-501D	1				
10-502B		GASKET, T.B. COVER LWR NON ASBESTOS			
B660-10-502B	1				
10-510A		COVER (UP.), TIMING CH AIN			
B61P-10-510	1				
10-512		GASKET (L) NON ASBESTOS			
B61P-10-512	1				
10-513D		GASKET (INN), TIMING B ELT (L) NON ASBESTOS			
B61P-10-513	1				
0201 NASSM-137180					

1040 OIL PAN & TIMING COVER

1040 -2 * OIL PAN & TIMING COVER

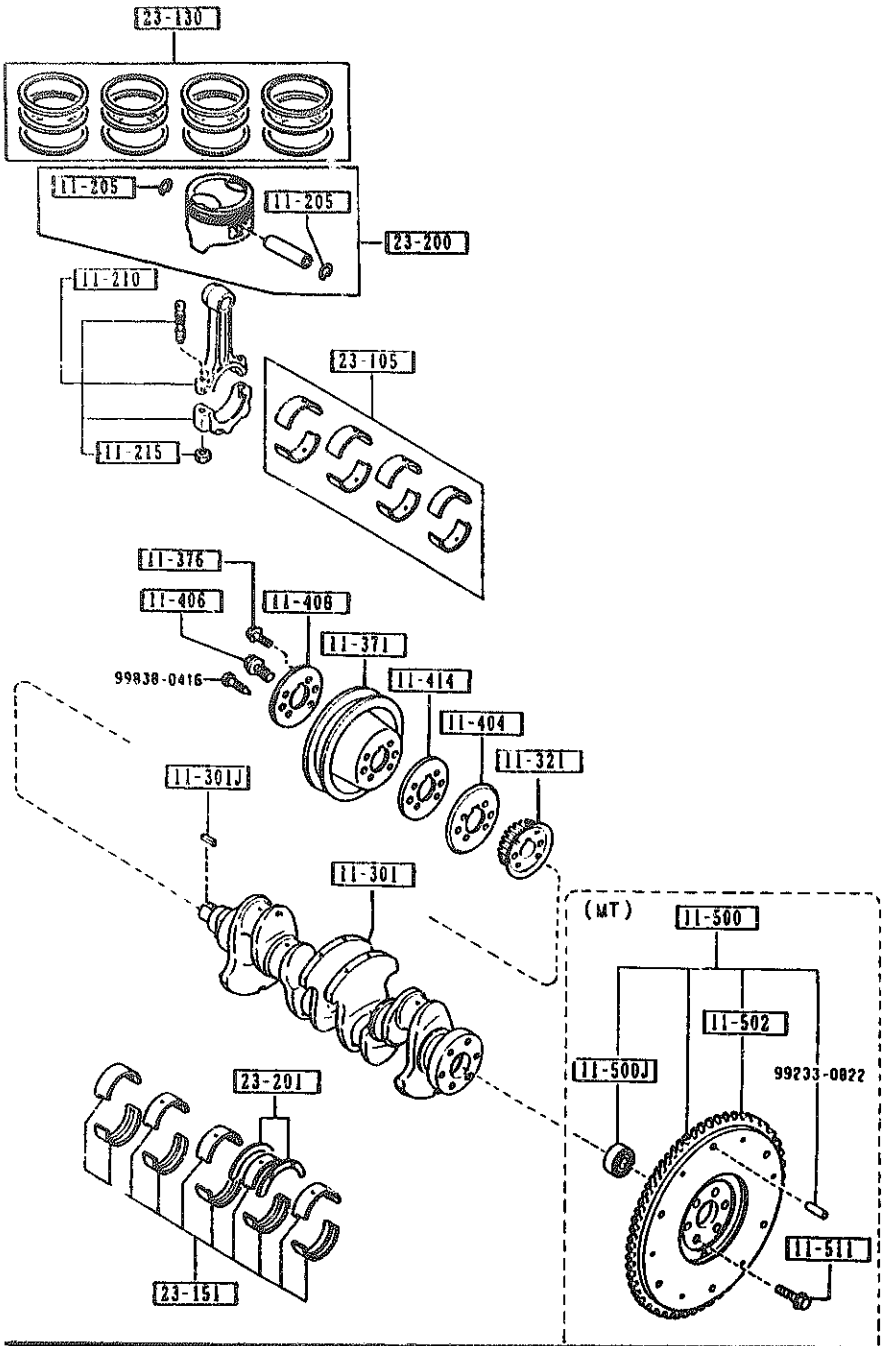


PART NO.	QTY	MODEL/RESTRICTION	MODEL/RESTRICTION	MODEL/RESTRICTION	FROM 10
10-514D B61P-10-914	1	GASKET(C),TIMING BELT(L) NON ASBESTOS			
10-521A B660-10-521A AN(B660-10-521B)	1	COVER,TIMING BELT-C.			-9626
10-522 B660-10-522	1	GASKET,T.BELT COVER-C. NON ASBESTOS			9626-
10-540 B61P-10-540B	1	PLATE,SEAL-T.BELT COVER U			
10-544 B61P-10-544	1	RUBBER,SEAL-SEAL PLATE			
10-602A F801-10-602	2	SEAL,OIL			
10-901 B61P-10-901 A (B61P-10-901A)	1	PLATE,END			-9701
10-910 B64J-10-901	1	COVER,END PLATE			9701-
11-310 B366-11-310 A (B366-11-310B)	1	COVER,REAR			-9701
11-399A B630-11-312	1	SEAL,OIL-CRANKSHAFT			9701-
23-0451 8527-77-739	1	TUBE,SILICON			
9626 NA35MM-111021 9701 NA35MM-111969					



PART NO.	QTY	MODEL/RESTRICTION	MODEL/RESTRICTION	MODEL/RESTRICTION	FROM-TO
11-205		CLIP			
0221-11-205	8				
11-210		ROD, CONNECTING			
0657-11-210D	4				
11-215		NUT, CONNECTING ROD			
0657-11-215A	8				
11-301		CRANKSHAFT			
0616-11-300B	1				
11-301J		KEY, WOODRUFF-PULLEY			
0630-11-317 A (0630-11-317A)	1				-0101
0630-11-317A	1				0101-
11-321		PULLEY, TIMING BELT			
0366-11-321A	1				
11-371		PULLEY, CRANKSHAFT			
0657-11-401A	1				
11-376		BOLT, PULLEY			
0631-11-405	6				
11-404		PLATE, TIMING BELT GUIDE			
0541-11-404	1				
11-406		BOLT, LOCK-C. SHAFT PULLEY			
0630-11-406C	1				
11-408		PLATE, CRANKSHAFT PULLEY			
0630-11-408B	1				
11-414		PLATE (OUT), TIMING BELT			
0631-11-414	1				
11-500		WHEEL, FLY			
061P-11-500	1 (MT)				

0101 NASSAW-133591

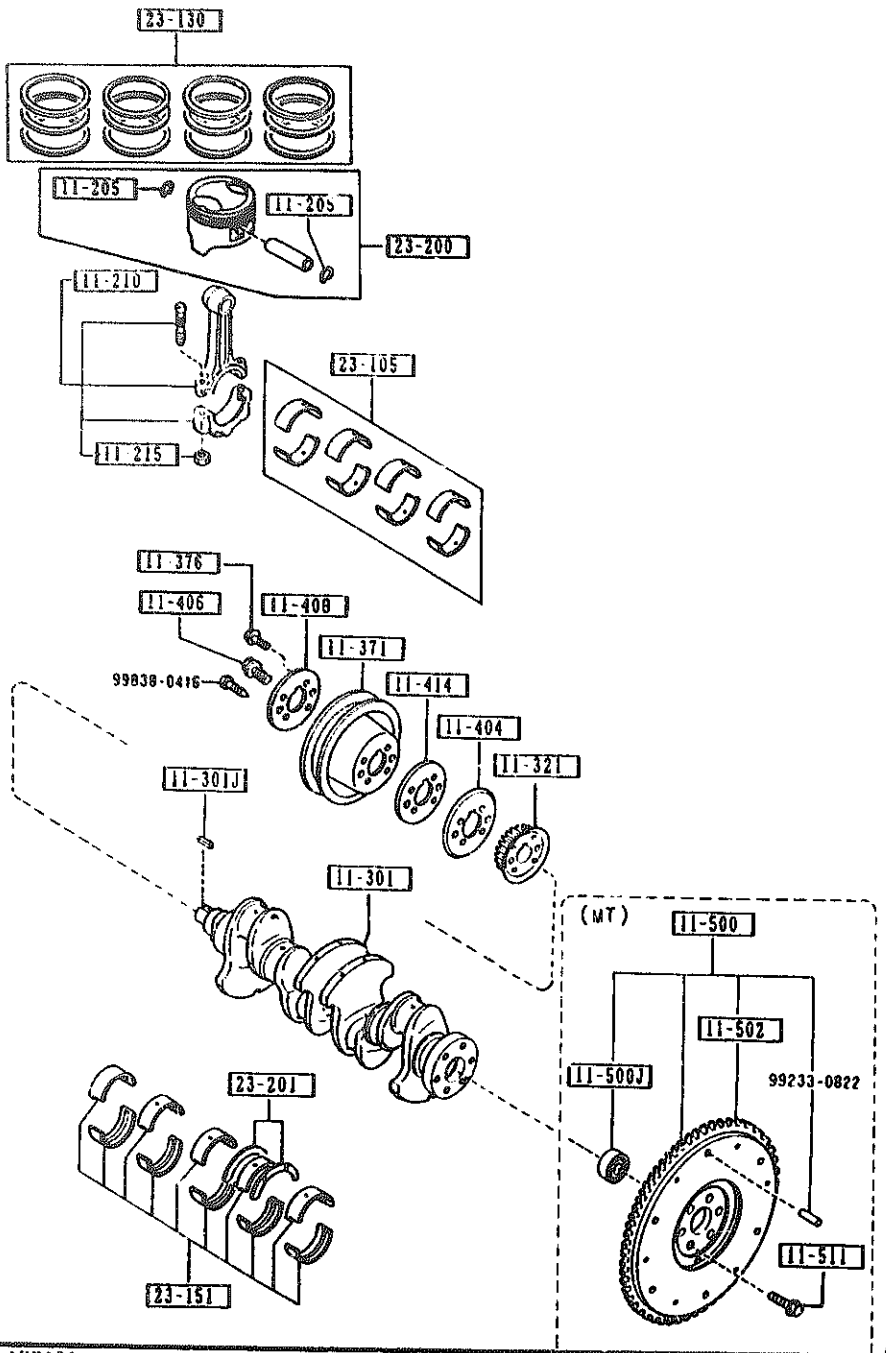


PART NO.	QTY	MODEL/RESTRICTION	MODEL/RESTRICTION	MODEL/RESTRICTION	FROM TO
11-500J	1	BEARING, BALL-FLY WHEEL			
F801-11-303	1	(MT)			
11-502	1	GEAR, RING-FLY WHEEL			
B367-11-502	1	(MT)			
11-511	6	BOLT, LOCK-FLY WHEEL			
F201-11-511	6	(MT)			
23-105	1	METAL SET, CONN. ROD			
B6Y1-11-SE0	1	STD.			
B6Y1-11-SFX	1	O.S. 0.50			
B6Y1-11-SFY	1	O.S. 0.75			
B6Y1-11-SF0	1	O.S. 0.25			
23-130	1	RING SET, PISTON			
B6Y3-11-SC0	1	STD. (AT)			
B6Y3-11-SDX	1	O.S. 0.50 (AT)			
B6Y3-11-SD0	1	O.S. 0.25 (AT)			
B6Y4-11-SC0	1	STD.			
A (B6Y4-11-SC0A)	1				-9A04
B6Y4-11-SDX	1	O.S. 0.50			
A (B6Y4-11-SDXA)	1				-9A04
B6Y4-11-SD0	1	O.S. 0.25			
A (B6Y4-11-SD0A)	1				-9A04
B6Y4-11-SC0A	1	STD. (MT)			9A04-
B6Y4-11-SDXA	1	O.S. 0.50 (MT)			9A04-
B6Y4-11-SD0A	1	O.S. 0.25 (MT)			9A04-
23-151	1	METAL SET, MAIN BRG.			
B6Y2-11-SG0	1	STD.			
B6Y1-11-SMX	1	O.S. 0.50			

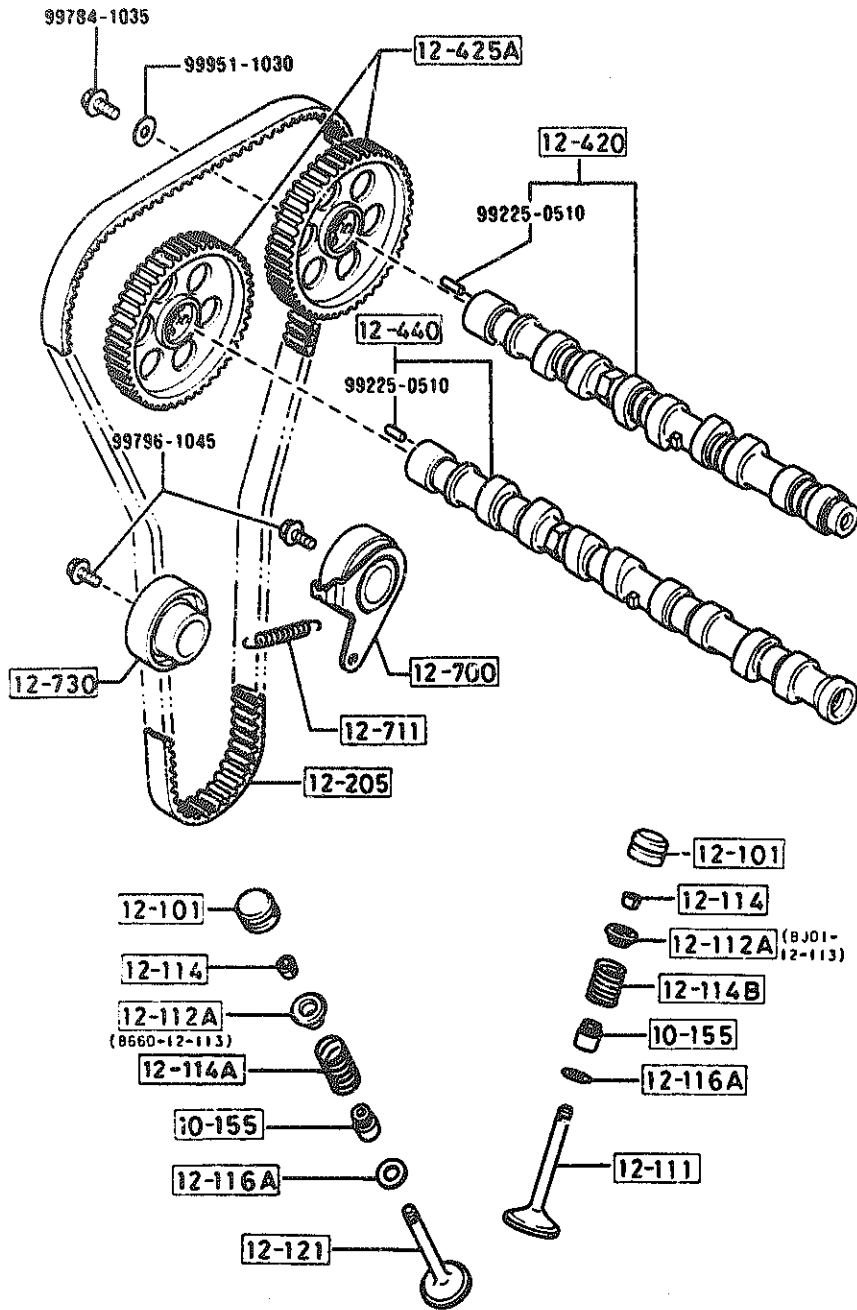
9A04 MA35MM-123222

1100 PISTON, CRANKSHAFT & FLYWHEEL

1100 -3 M PISTON, CRANKSHAFT & FLYWHEEL



PART NO.	QTY	MODEL/RESTRICTION	MODEL/RESTRICTION	MODEL/RESTRICTION	FROM-TO
CONT'D					
B6Y1-11-SM0	1	O.S. 0.25			
23-200		PISTON SET			
B6Z5-11-SA0	4	STD. (AT)			
B6Z5-11-SBX	4	O.S. 0.50 (AT)			
B6Z5-11-SB0	4	O.S. 0.20 (AT)			
B6Z2-11-SA0B A (B6Z2-11-SA0C)	4	STD.			-9601
B6Z2-11-SBXB A (B6Z2-11-SBXC)	4	O.S. 0.50			-9601
B6Z2-11-SB0B A (B6Z2-11-SB0C)	4	O.S. 0.25			-9601
B6Z2-11-SA0C	4	STD. (MT)			9601-
B6Z2-11-SBXC	4	O.S. 0.50 (MT)			9601-
B6Z2-11-SB0C	4	O.S. 0.25 (MT)			9601-
23-201		METAL SET, THRUST			
B6Y0-11-SJ0 A (B6Y1-11-SJ0)	1	STD.			-0405
B6Y0-11-SKX A (B6Y1-11-SKX)	1	O.S. 0.50			-0405
B6Y0-11-SKY	1	O.S. 0.75			-0405
B6Y0-11-SK0 A (B6Y1-11-SK0)	1	O.S. 0.25			-0405
B6Y1-11-SJ0	1	STD.			0405-
B6Y1-11-SKX	1	O.S. 0.50			0405-
B6Y1-11-SKY	1	O.S. 0.75			0405-
B6Y1-11-SK0	1	O.S. 0.25			0405-
9601 NA35MM-106797 0405 NA35MM-147140					

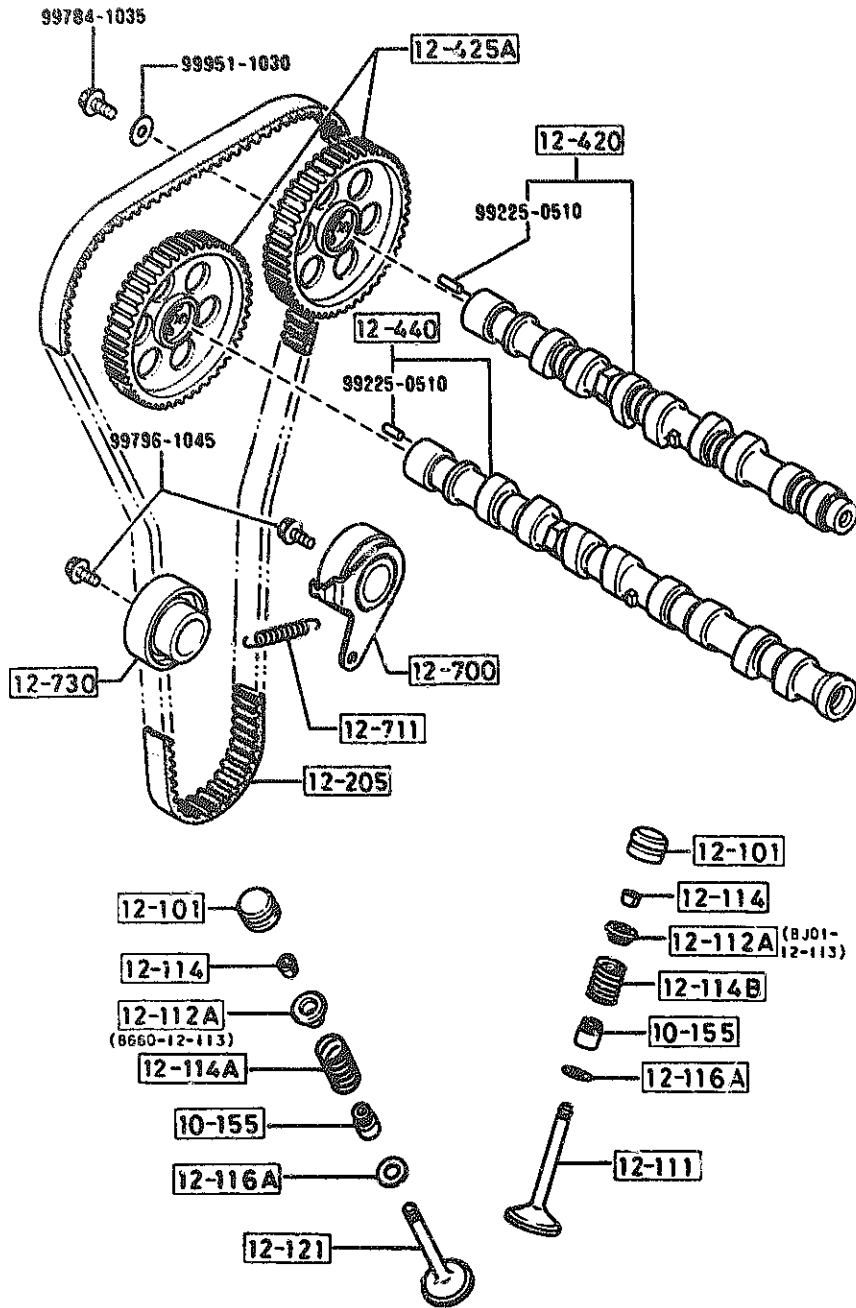


PART NO.	QTY	MODEL/RESTRICTION	MODEL/RESTRICTION	MODEL/RESTRICTION	FROM-TO
10-155		SEAL, VALVE			
B660-10-155	16				
12-101		ADJUSTER, HYDRAULIC LASH			
B660-12-101	16	ADJUSTER, HYDRAULIC LASH			
12-111		VALVE, INLET			
B6S7-12-111	8	VALVE, INLET			
12-112A		SEAT, VALVE SPG-UP.			
BJ01-12-113	8	SEAT, VALVE SPG-UP.			
B660-12-113	8	SEAT, VALVE SPG-UP.			
12-114		COTTER, VALVE			
B660-12-114	32	COTTER, VALVE			
12-114A		SPRING, OUT.-VALVE			
B61P-12-125	8	SPRING, OUT.-VALVE			
12-114B		SPRING, VALVE			
BJ01-12-125	8	SPRING, VALVE			
12-116A		SEAT, VALVE SPG.-LWR			
B660-12-123	16	SEAT, VALVE SPG.-LWR			
12-121		VALVE, EXHAUST			
B660-12-121	8	VALVE, EXHAUST			
12-205		BELT, TIMING			
B6S7-12-205A	1	BELT, TIMING			
12-420		CAMSHAFT			
B64J-12-420	1 (AT)	CAMSHAFT			
B660-12-420C	1 (MT)	CAMSHAFT			
12-425A		PULLEY, CAMSHAFT			
B6S7-12-425A	2	PULLEY, CAMSHAFT			
12-440		CAMSHAFT, EXHAUST			
B6A7-12-440A	1 (AT)	CAMSHAFT, EXHAUST			

SECTION NAME INDEX (ENGINE)

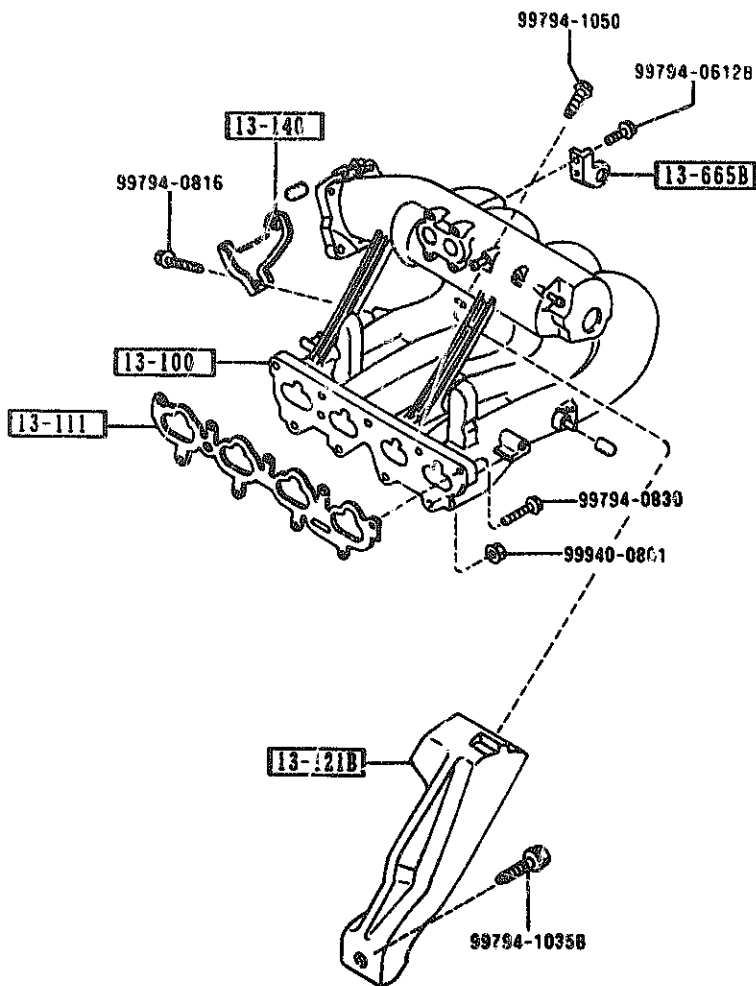
LO.NO	SEC.NO	SECTION NAME	LO.NO	SEC.NO	SECTION NAME	LO.NO	SEC.NO	SECTION NAME
1-C03	1000	SHORT ENGINE & GASKET SETS						
1-D03	1010	CYLINDER HEAD & COVER						
1-G03	1030	CYLINDER BLOCK						
1-I03	1040	OIL PAN & TIMING COVER						
1-K03	1100	PISTON, CRANKSHAFT & FLYWHEEL						
1-N03	1200	VALVE SYSTEM						
1-D04	1300	INLET MANIFOLD						
1-E04	1310	EXHAUST MANIFOLD						
1-F04	1320	FUEL SYSTEM						
1-H04	1325	FUEL DISTRIBUTOR						
1-I04	1330	AIR CLEANER						
1-K04	1364	THROTTLE BODY						
1-L04	1370	EMISSION CONTROL SYSTEM (INLET SIDE)						
1-M04	1399	CAP & HOSE CLIP (INLET & EXHAUST SIDE)						
1-N04	1400	OIL PUMP & FILTER						
1-C05	1500	COOLING SYSTEM						
1-G05	1580	BRACKET, PULLEY & BELT						
1-C06	1600	CLUTCH DISC & COVER (MANUAL)						
1-D06	1700	TRANSMISSION CASE (MANUAL)						
1-E06	1710	TRANSMISSION GEARS (MANUAL)						
1-J06	1720	CHANGE CONTROL SYSTEM (MANUAL)						
1-M06	1800	ENGINE ELECTRICAL SYSTEM						
1-C07	1830	ALTERNATOR						
1-E07	1840	STARTER						
1-G07	1850	BATTERY						
1-H07	1910	TORQUE CONVERTER, OIL PUMP & PIPINGS (AUTOMATIC)						
1-K07	1920	TRANSMISSION CASE & MAIN CONTROL SYSTEM (AUTOMATIC)						
1-E08	1925	CONTROL VALVE (AUTOMATIC)						
1-I08	1930	CLUTCHES & PLANETARY GEARS (AUTOMATIC)						
1-D09	1940	GOVERNOR, LOW & REVERSE PISTON (AUTOMATIC)						
1-G09	1950	MANUAL LINKAGE SYSTEM (AUTOMATIC)						
1-I09	1960	GASKET & SEAL KIT (AUTOMATIC)						





PART NO.	QTY	MODEL/RESTRICTION	MODEL/RESTRICTION	MODEL/RESTRICTION	FROM TO
CONT'D					
B61P-12-440	1	(MT)			
12-700		TENSIONER, T. BELT			
B660-12-700C	1				
12-711		SPRING, TENSIONER			
B660-12-711C	1				
12-730		IDLER, TIMING BELT			
B660-12-730B	1				

1300 INLET MANIFOLD



PART NO.	QTY	MODEL/RESTRICTION	MODEL/RESTRICTION	MODEL/RESTRICTION	FROM-TO
13-100	1	MANIFOLD, INLET			
B61P-13-100B A (B61P-13-100C)	1				-9417
B61P-13-100C AN(B61P-13-100D)	1				9417-0404
B61P-13-100D	1				0404-
13-111	1	GASKET, IN. MANIFOLD NON ASBESTOS			
B61P-13-111	1				
13-121B	1	STAY, MANIFOLD			
B61P-13-121	1				
13-140	1	BRKT, SURGE TANK			
B61P-13-140	1				
13-665B	1	BRACKET, ACCEL WIRE			
B61P-13-665	1				

9417 ASSNW-100773
0404 ASSNW-146945

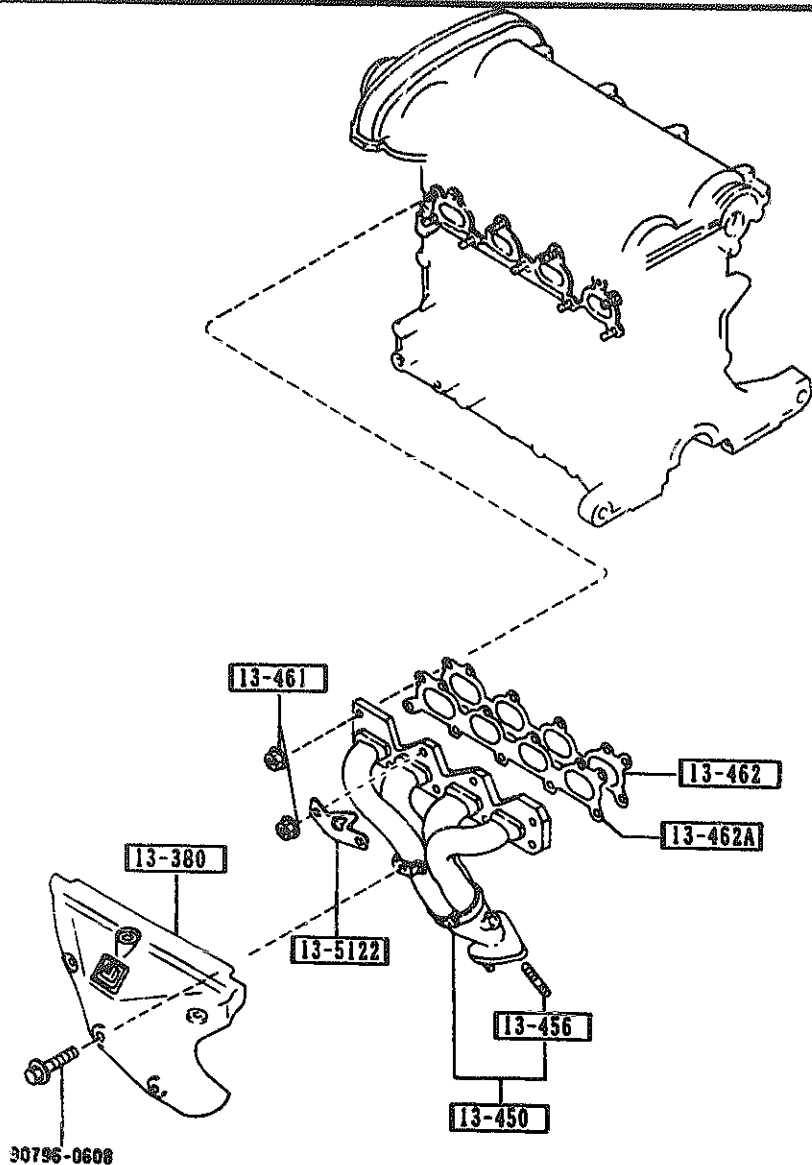
* NOTES : REFER TO SECT. NO. 1309 AS FOR CAPS.

AURAO1

CAT. AURAO1-07

1992-02

1-D 4

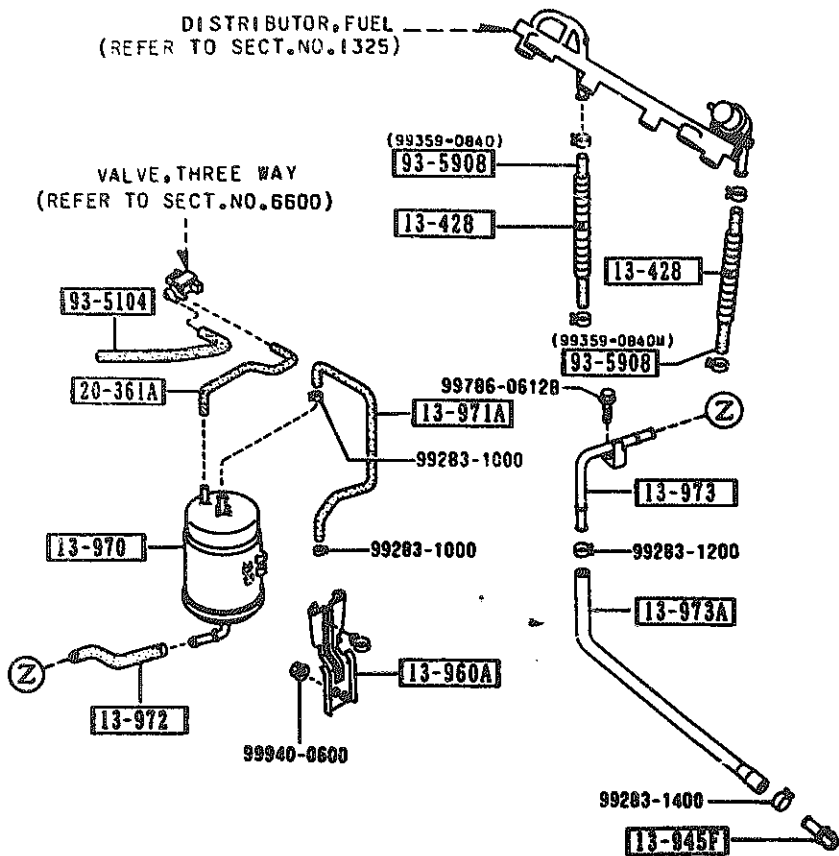
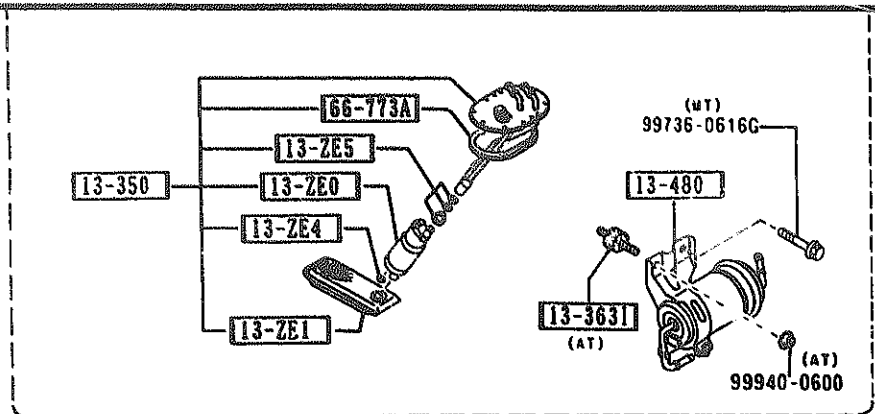


PART NO.	QTY	MODEL/RESTRICTION	MODEL/RESTRICTION	MODEL/RESTRICTION	FROM-TO
13-380		INSULATOR, HEAT			
B61P-13-380A	1				-9C01
B61P-13-380B	1				9C01-
13-450		MANIFOLD, EXHAUST			
B61P-13-450	1				-9714
A (B61P-13-450A)					
B61P-13-450A	1				9714-
13-456		STUD			
2306-13-456	3				
13-461		NUT, EX. MANIFOLD			
B6S7-13-465	9				
13-462		GASKET, EX. MANIFOLD			
B695-13-460		NON ASBESTOS			-9801
A (B695-13-460A)	1				
B695-13-460A	1	NON ASBESTOS			9801-
13-462A		GASKET, EX. MANIFOLD			
B695-13-462	1				
13-5122		BRACKET, EX. MANIFOLD			
B61P-13-468	1				9C01-

9714 NA35MM-113830
 9801 NA35MM-116316
 9C01 NA35MM-130310

1320 FUEL SYSTEM

1320 -1 FUEL SYSTEM



PART NO.	QTY	MODEL/RESTRICTION	MODEL/RESTRICTION	MODEL/RESTRICTION	FROM-TO
13-ZE0		PUMP, FUEL			
B61P-13-ZE0	1				
13-ZE1		FILTER, FUEL PUMP			
B61P-13-ZE1	1				
13-ZE4		WASHER, LOCK-PUMP FILTER DENSO			
FEN2-13-ZE4	1				
13-ZE5		RING, 'O'-FUEL PUMP			
BJ04-13-ZE5	1				-9511
B61P-13-ZE5	1				9511-
13-350		PUMP, FUEL			
B61P-13-350B	1				
13-3631		RUBBER, INSULATION			
N326-13-363B	2 (AT)				
13-428		PROTECTOR			
B61P-13-428	2				
13-480		FILTER, FUEL			
B61P-20-490	1				
13-945F		CONNECTOR			
JE16-13-298	1				
13-960A		BRACKET, CANISTER			
B61P-13-960	1				
13-970		CANISTER			
B61P-13-970	1				
13-971A		HOSE, VACUUM			
B61P-13-971	1				
13-972		HOSE, EVAPORATION			
B61P-13-972A	1				

9511 NA35MM-103176

* NOTES : REFER TO SECT. NO. 1399 AS FOR HOSE CLIPS.

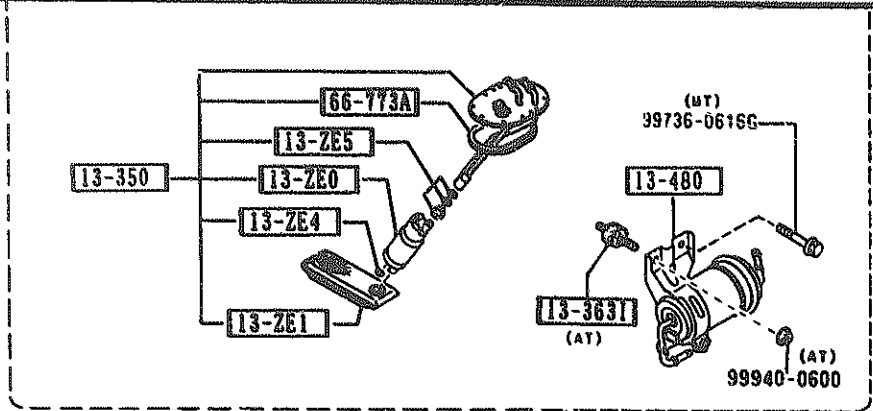
AUNA01

CAT. AUNA01-07

1992-02

1320 FUEL SYSTEM

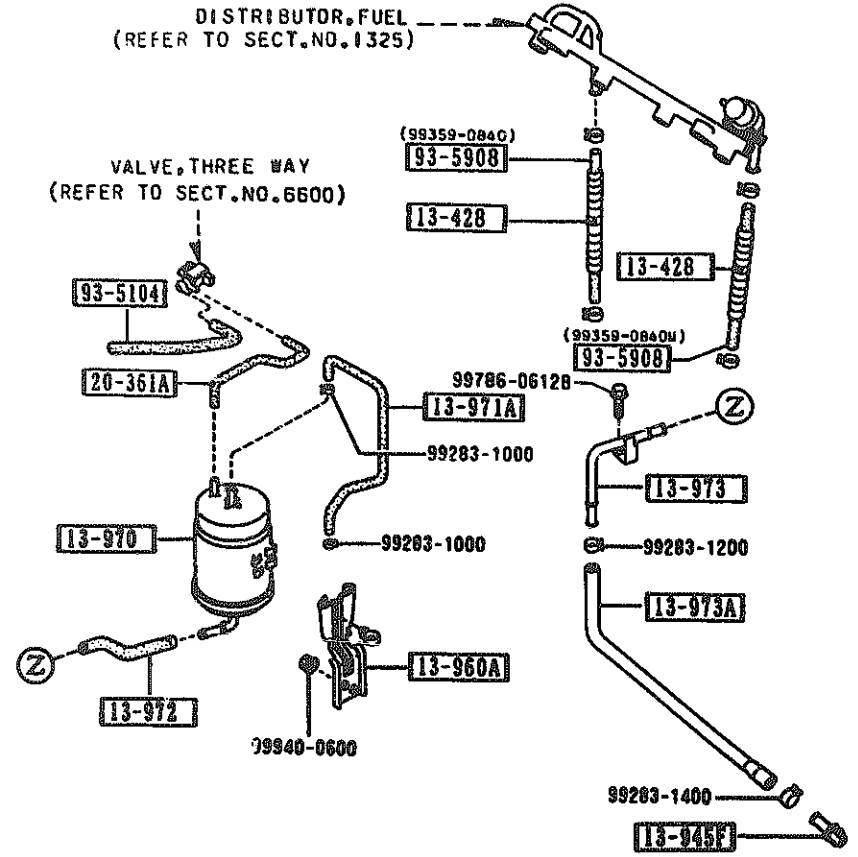
1320 -2 M FUEL SYSTEM



PART NO.	QTY	MODEL/RESTRICTION	MODEL/RESTRICTION	MODEL/RESTRICTION	FROM-TO
13-973		HOSE, DRAIN			
B61P-13-97YA	1				
13-973A		HOSE, EVAPORATION			
B61P-13-973A	1				
20-361A		TUBE, VACUUM			
B61P-20-361	1				
66-773A		GASKET			
NA01-60-962	1				
93-5104		HOSE			
99351-04999	1				
93-5908		HOSE			
99359-0840	1				
99359-0840M	1				

DISTRIBUTOR, FUEL
(REFER TO SECT. NO. 1325)

VALVE, THREE WAY
(REFER TO SECT. NO. 6600)

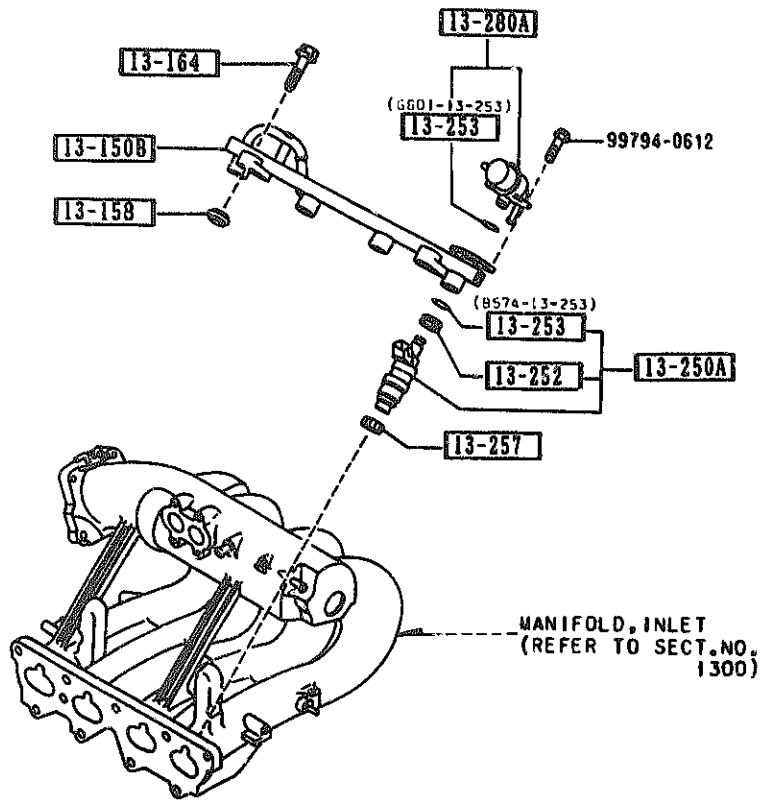


* NOTES : REFER TO SECT. NO. 1399 AS FOR HOSE CLIPS.

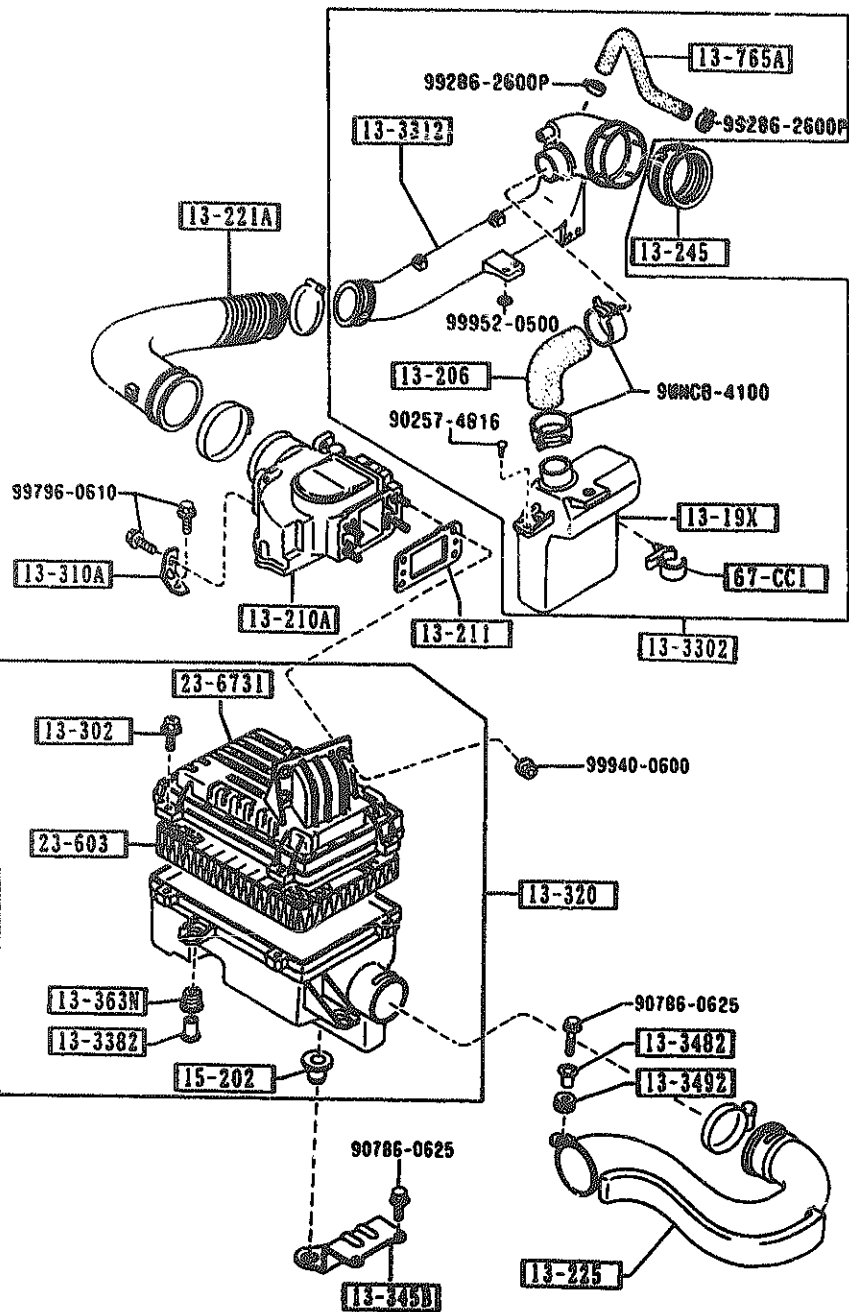
AUHA01

CAT. ALMA01-07

1992-02



PART NO.	QTY	MODEL/RESTRICTION	MODEL/RESTRICTION	MODEL/RESTRICTION	FROM-TO
13-150B B61P-13-150	1	DISTRIBUTOR, FUEL			
13-158 B675-13-158	2	INSULATOR, FUEL DIST.			
13-164 F883-13-164	2	BOLT, FUEL DISTRIBUTOR			
13-250A B6S7-13-250	4	INJECTOR, FUEL			
13-252 8574-13-252	4	GROMMET			
13-253 G601-13-253 8574-13-253	1 4	RING, 'O'			
13-257 JE06-13-257	6	INSULATOR, INJECTION			
13-280A B61P-13-280	1	PRESSURE REG., FUEL			



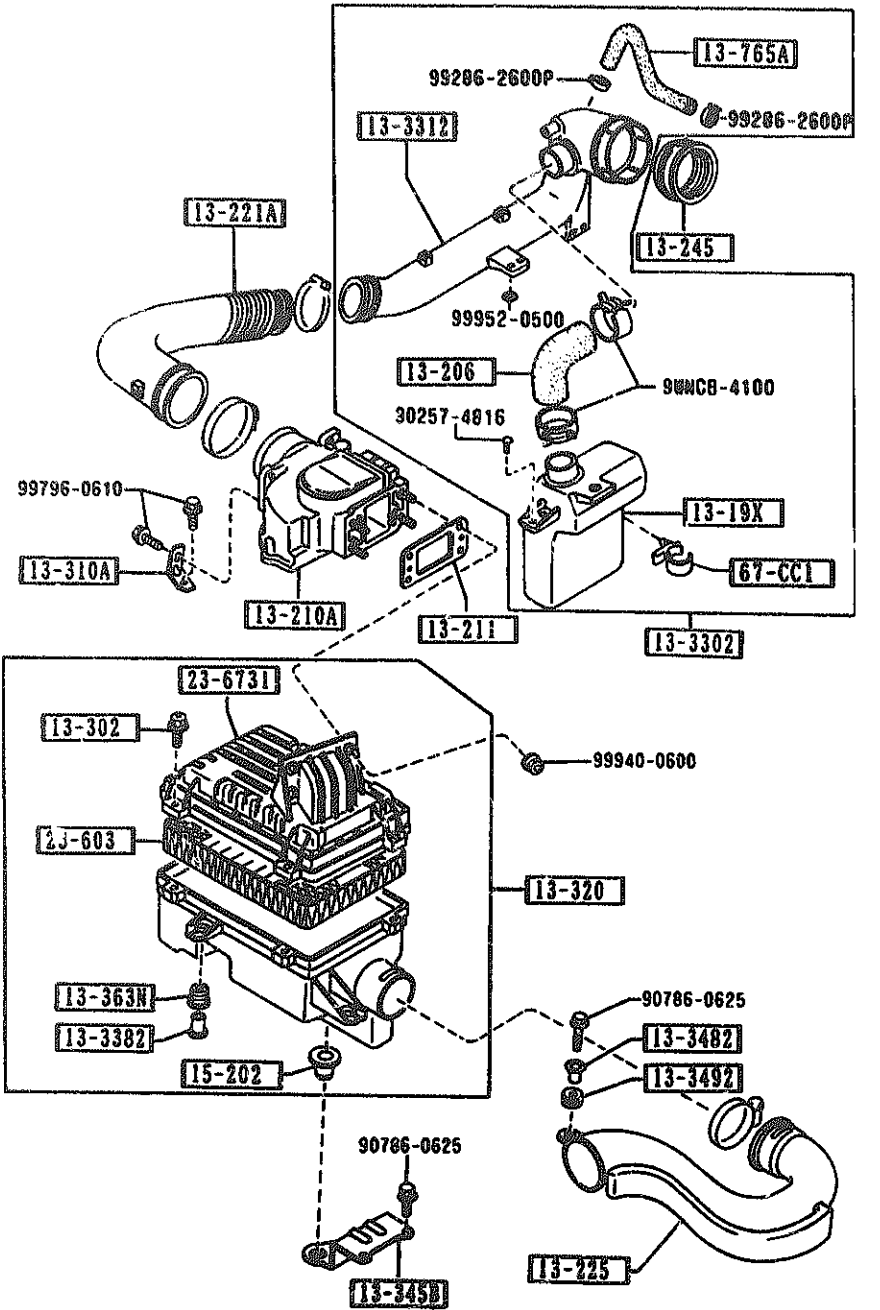
PART NO.	QTY	MODEL/RESTRICTION	MODEL/RESTRICTION	MODEL/RESTRICTION	FROM-TO
13-19X	1	CHAMBER, RESONANCE			
B61P-13-19XA	1	(MT)			
B64J-13-19X	1	(AT)			
13-206	1	HOSE, AIR			
B61P-13-206A	1				
13-210A	1	METER, AIR FLOW			
B6S7-13-210A	1				
13-211	1	GASKET			
B6S7-13-211A	1	NON ASBESTOS			
13-221A	1	HOSE, AIR			
B61P-13-221B	1				
13-225	1	DUCT, FRESH AIR			
B61P-13-200A A (B61P-13-200B)	1				-9926
B61P-13-200B	1				9926-
13-245	1	JOINT, RUBBER			
B61P-13-245	1				
13-302	5	BOLT, AIR CLEANER			
F201-13-302A	5				
13-310A	1	BRKT, AIR FLOW METER			
B61P-13-311B	1				
13-320	1	CLEANER, AIR			
B61P-13-320 A (B61P-13-320A)	1				-9825
B61P-13-320A	1				9825-
13-3302	1	TUBE, AIR INTAKE			
B61P-13-330E	1	(MT)			
B64J-13-330	1	(AT)			
13-3312	1	PIPE, AIR INTAKE			

9825 NASSMH-118378
9926 NASSMH-122694

* NOTES : REFER TO SECT. NO. 1399 AS FOR HOSE CLIPS.
AUNA01

CAT. AUNA01-07

1992-02



PART NO.	QTY	MODEL/RESTRICTION	MODEL/RESTRICTION	MODEL/RESTRICTION	FROM TO
CONT'D					
B61P-13-331B	1				
13-3382		SPACER			
FE51-13-329	3				
13-345B		BRACKET, AIR CLEANER			
B61P-20-211	1				
13-3482		SPACER, AIR INT. PIPE			
V115-13-348	1				-0201
SLA1-13-321	1				0201-
13-3492		INSULATOR			
S501-13-349	1				
13-363N		RUBBER, MOUNTING			
FE51-13-363	3				
13-765A		HOSE, AIR			
B61R-13-765	1				
15-202		RUBBER, MOUNT			
E501-15-202	1	DENSO			
23-603		ELEMENT, AIR CLEANER			
B6S7-13-240	1				
23-6731		COVER, AIR CLEANER			
B61P-13-201	1				
67-CC1		CLIP, HARNESS			
NA02-67-CH1	1				

0201 NA35MM-137180

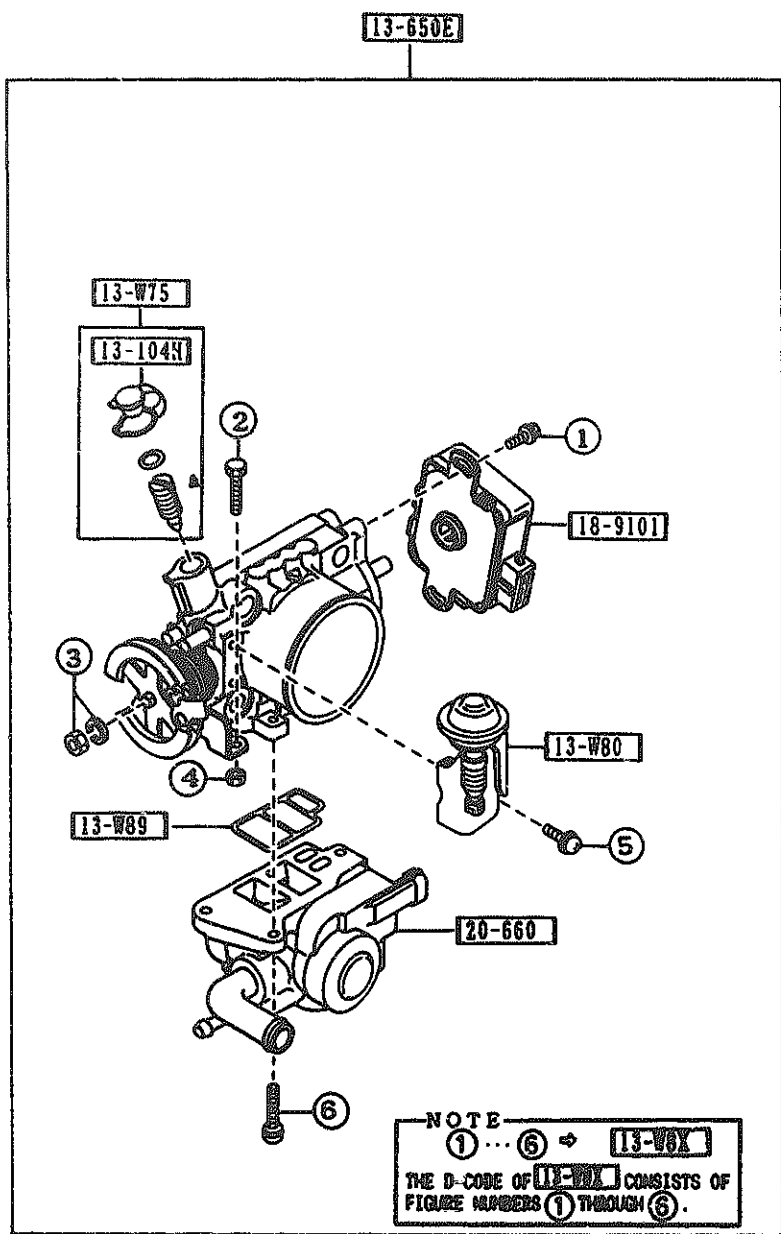
* NOTES : REFER TO SECT. NO. 1390 AS FOR HOSE CLIPS.

AURA01

CAT. AURA01-07

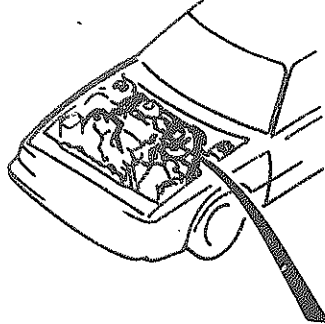
1992-02

1-J-4



PART NO.	QTY	MODEL/RESTRICTION	MODEL/RESTRICTION	MODEL/RESTRICTION	FROM-TO
13-W75 B551-13-W75A	1	SCREW SET, IDLE ADJUS T-THR			
13-W8X B551-13-W8X	1	SCREW & WASHER SET			
13-W80 B65P-13-W80	1	BRACKET SET, DASH POT -THRO			
13-W89 B551-13-W89	1	GASKET, THERMO			
13-104H B551-13-104	1	CAP, BLIND			
13-650E B61P-13-640B B64J-13-640	1 1	BODY, THROTTLE (MT) (AT)			
18-9101 B658-18-911 B630-18-911	1 1	SENSOR, THROTTLE (AT) (MT)			
20-660 B61P-20-660	1	VALVE, BY-PASS AIR CO NTROL			

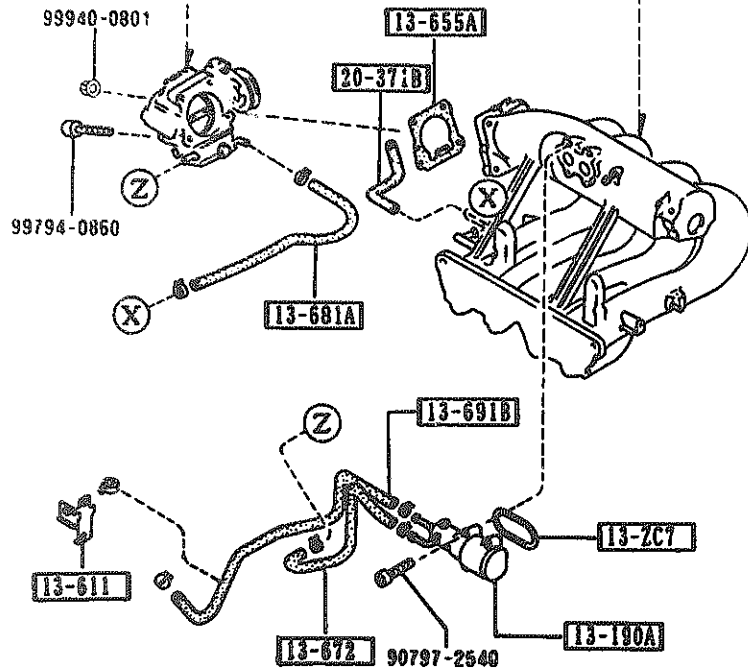
1370 EMISSION CONTROL SYSTEM (INLET SIDE)



93-5104		99351-04999	D=4MM

BODY, THROTTLE
(REFER TO SECT. NO. 1364)

MANIFOLD, INLET
(REFER TO SECT. NO. 1300)



PART NO.	QTY	MODEL/RESTRICTION	MODEL/RESTRICTION	MODEL/RESTRICTION	FROM TO
13-ZC7		RING, 'O'-AIR VALVE			
B6S7-13-ZC7	1				
13-190A		VALVE, AIR			
B61P-13-190A	1	(MT)			
B64J-13-190	1	(AT)			
13-611		BRACKET			
B61P-13-685A	1				
13-655A		GASKET			
B6S7-13-655	1	NON ASBESTOS			
13-672		HOSE, WATER			
B61P-13-682A	1				
13-681A		HOSE, WATER			
B61P-13-681B	1				
13-691B		HOSE, WATER			
B61P-13-691A	1				
20-371B		TUBE, VACUUM			
B61P-20-371	1				
93-5104		HOSE			
99351-04999	1				

* NOTES : REFER TO SECT. NO. 1399 AS FOR HOSE CLIPS.

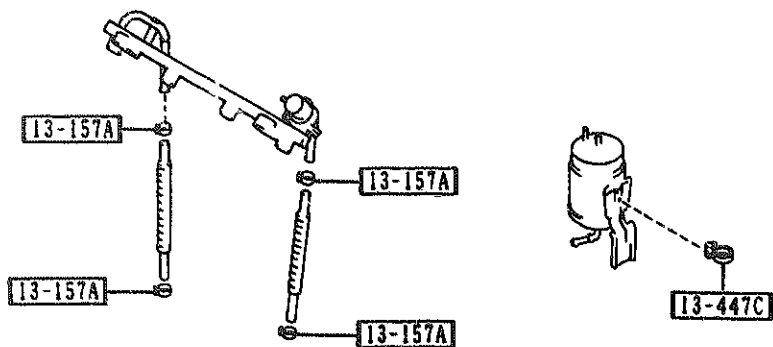
AJWAOI

CAT. ALMA01-07

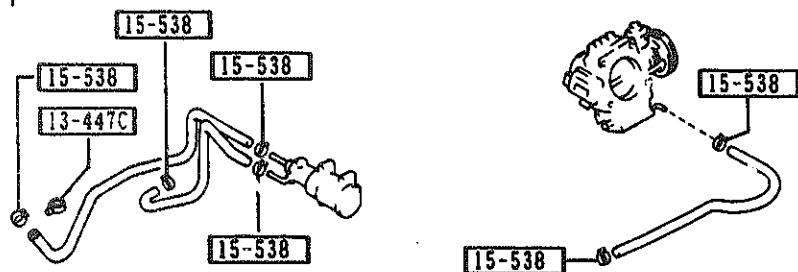
1992-02

1399 CAP & HOSE CLIP (INLET & EXHAUST SIDE)

(REFER TO SECT.NO.1320)

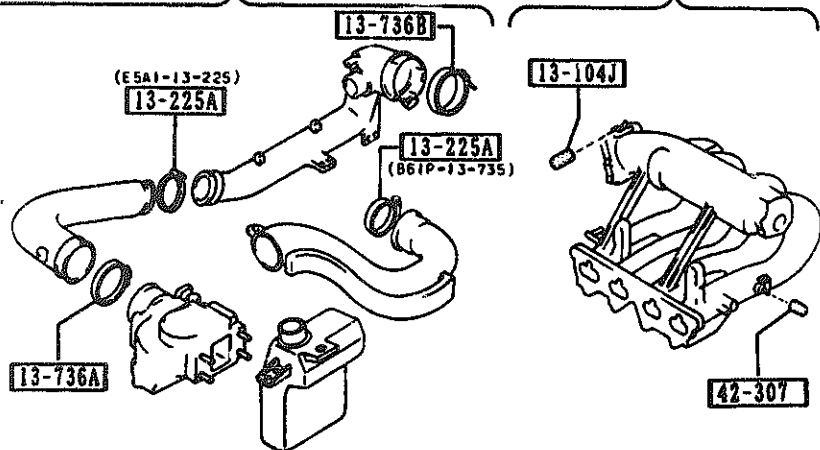


(REFER TO SECT.NO.1370)



(REFER TO SECT.NO.1330)

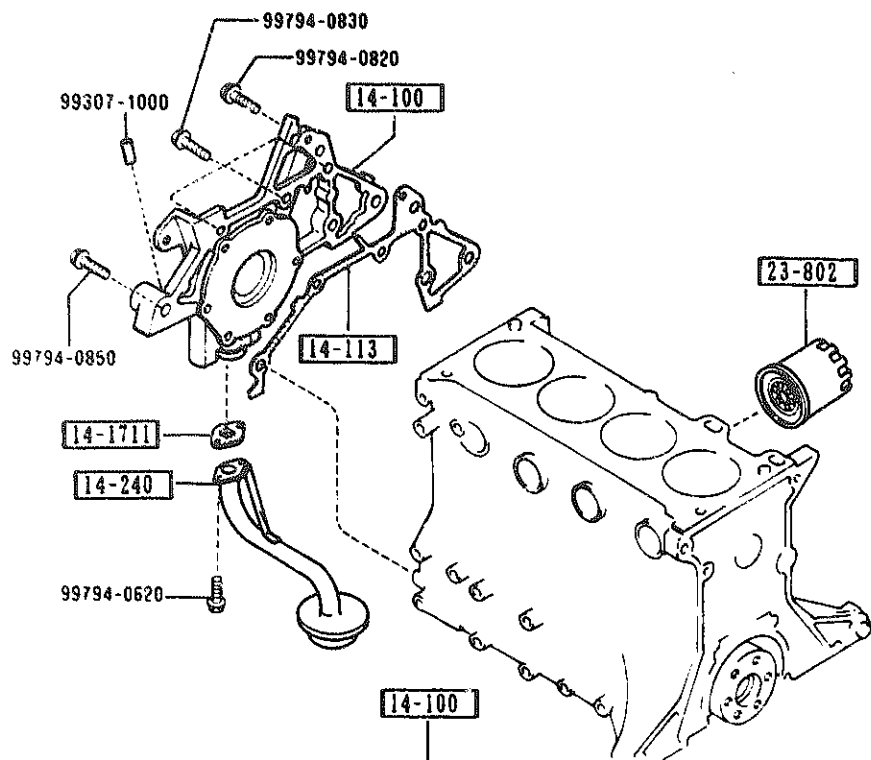
(REFER TO SECT.NO.1300)



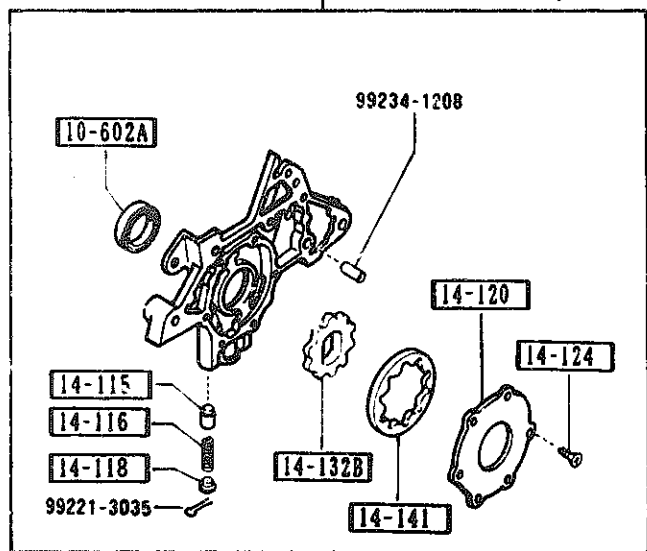
PART NO.	QTY	MODEL/RESTRICTION	MODEL/RESTRICTION	MODEL/RESTRICTION	FROM-TO
13-104J		CAP, BLIND			
1010-13-104	1				
13-157A		CLIP			
8574-13-157	4				
13-225A		CLAMP, HOSE			
ESA1-13-225	1				
B61P-13-735	1				
13-447C		CLAMP, HOSE			
B61P-13-447	2				
13-736A		CLAMP, HOSE-A. I. P./A. CLNR			
B630-13-736	1				
13-736B		CLAMP, HOSE			
F249-13-736	1				
15-538		CLAMP, WATER HOSE			
JF02-15-538	6				
42-307		CAP			
0223-42-307	1 (MT)				

1400 OIL PUMP & FILTER

1400 -1 M OIL PUMP & FILTER



PART NO.	QTY	MODEL/RESTRICTION	MODEL/RESTRICTION	MODEL/RESTRICTION	FROM-TO
10-602A		SEAL, OIL			
B630-10-602	1				
14-100		PUMP, OIL			
B660-14-100E	1				
14-113		GASKET, OIL PUMP ASBESTOS			
B630-14-113	1				
14-115		PLUNGER, CONTROL			
0221-14-115	1				
14-116		SPRING, PRESSURE			
0324-14-116A	1				
14-118		SHEET, SPRING			
0222-14-118	1				
14-120		COVER, OIL PUMP			
B630-14-121	1				
14-124		SCREW, OIL PUMP COVER			
FE1H-14-124	6				
14-132B		GEAR, INNER			
B660-14-132	1				
14-141		GEAR, OUTER			
B660-14-141	1				
14-1711		GASKET, OIL STRAINER ASBESTOS			
0810-14-171A	1				
14-240		STRAINER, OIL			
B61P-14-240	1				
23-802		CARTRIDGE, OIL FILTER			
B6Y1-14-302	1				



CAT. AUNA01-07

1992-02

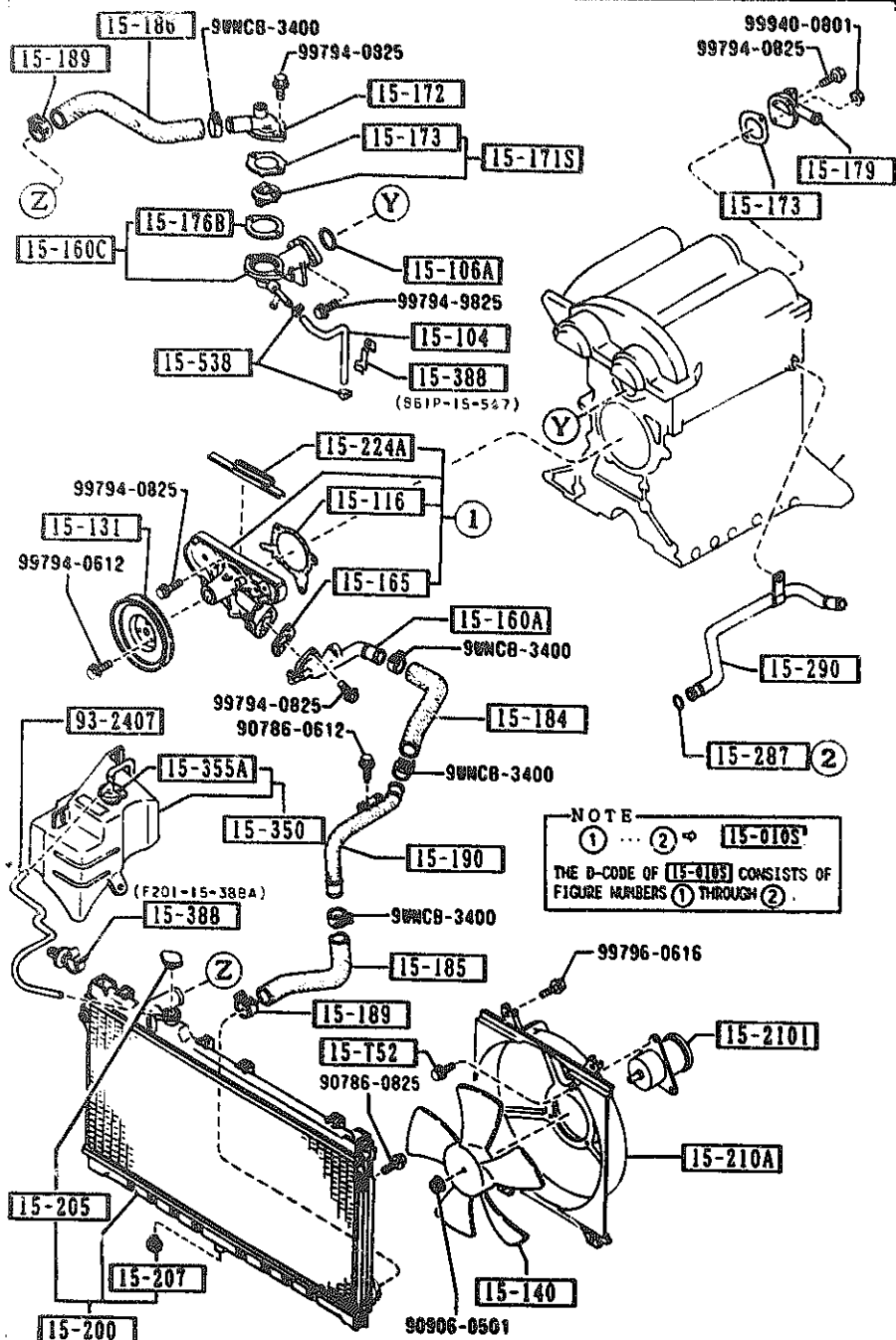
SECTION NAME INDEX (ENGINE)

LO.NO	SEC.NO	SECTION NAME	LO.NO	SEC.NO	SECTION NAME	LO.NO	SEC.NO	SECTION NAME
1-C03	1000	SHORT ENGINE & GASKET SETS						
1-D03	1010	CYLINDER HEAD & COVER						
1-G03	1030	CYLINDER BLOCK						
1-I03	1040	OIL PAN & TIMING COVER						
1-K03	1100	PISTON, CRANKSHAFT & FLYWHEEL						
1-N03	1200	VALVE SYSTEM						
1-D04	1300	INLET MANIFOLD						
1-E04	1310	EXHAUST MANIFOLD						
1-F04	1320	FUEL SYSTEM						
1-H04	1325	FUEL DISTRIBUTOR						
1-I04	1330	AIR CLEANER						
1-K04	1364	THROTTLE BODY						
1-L04	1370	EMISSION CONTROL SYSTEM (INLET SIDE)						
1-M04	1399	CAP & HOSE CLIP (INLET & EXHAUST SIDE)						
1-N04	1400	OIL PUMP & FILTER						
1-C05	1500	COOLING SYSTEM						
1-G05	1580	BRACKET, PULLEY & BELT						
1-C06	1600	CLUTCH DISC & COVER (MANUAL)						
1-D06	1700	TRANSMISSION CASE (MANUAL)						
1-E06	1710	TRANSMISSION GEARS (MANUAL)						
1-J06	1720	CHANGE CONTROL SYSTEM (MANUAL)						
1-M06	1800	ENGINE ELECTRICAL SYSTEM						
1-C07	1830	ALTERNATOR						
1-E07	1840	STARTER						
1-G07	1850	BATTERY						
1-H07	1910	TORQUE CONVERTER, OIL PUMP & PIPINGS (AUTOMATIC)						
1-K07	1920	TRANSMISSION CASE & MAIN CONTROL SYSTEM (AUTOMATIC)						
1-E08	1925	CONTROL VALVE (AUTOMATIC)						
1-I08	1930	CLUTCHES & PLANETARY GEARS (AUTOMATIC)						
1-D09	1940	GOVERNOR, LOW & REVERSE PISTON (AUTOMATIC)						
1-G09	1950	MANUAL LINKAGE SYSTEM (AUTOMATIC)						
1-I09	1960	GASKET & SEAL KIT (AUTOMATIC)						

CATLOG-NO= AUNA01-07

DATE. 1992-02

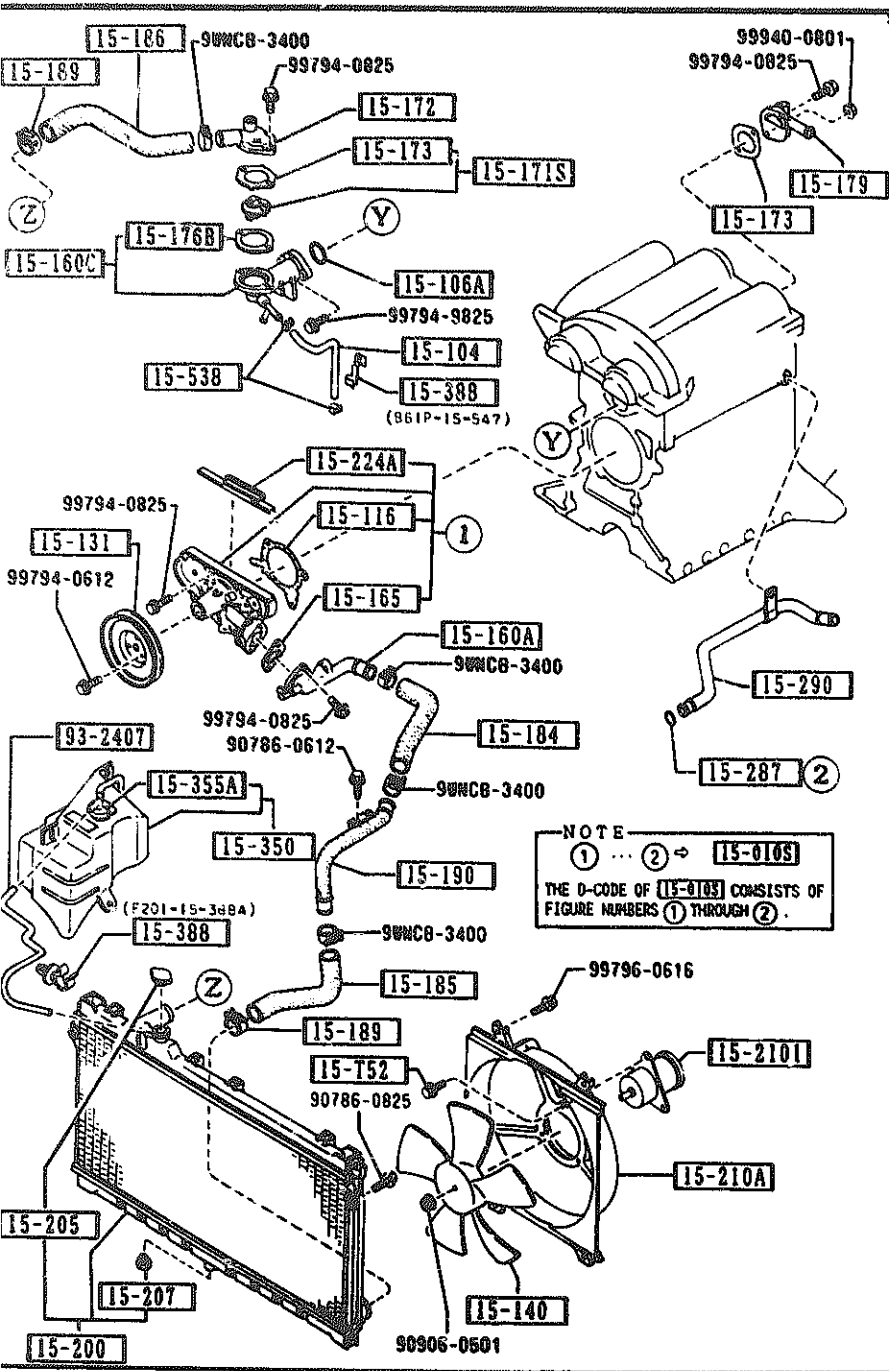
1500 COOLING SYSTEM



PART NO.	QTY	MODEL/RESTRICTION	MODEL/RESTRICTION	MODEL/RESTRICTION	FROM-TO
15-T52 B6S8-15-152	3	SCREW, MOTOR-ELECTRIC FAN			
15-010S B8B8-15-010	1	PUMP SET, WATER NON ASBESTOS			
15-104 B61P-15-261A	1	HOSE, WATER BY-PASS			
15-106A B61P-15-106	1	RING, 'O'-WATER PUMP			
15-116 B621-15-116A	1	GASKET, WATER PUMP NON ASBESTOS			
15-131 B366-15-131 AN(B366-15-131A)	1	PULLEY, WATER PUMP			-9901
15-140 B6S8-15-140A	1	FAN, COOLING CALSONIC (AT)			9901-
15-160A B61P-15-140	1	(MT)			
15-160A B61P-15-160	1	INLET, WATER PUMP			
15-160C B61P-15-170A A (B61P-15-170B)	1	PIPE, WATER PUMP			-9401
15-165 B61P-15-170B	1	GASKET, W. PUMP INLET NON ASBESTOS			9401-
15-171S B8A1-15-171	1	THERMOSTAT SET NON ASBESTOS			

9401 NA35MM-100090
 9901 NA35MM-119257

1500 COOLING SYSTEM



PART NO.	QTY	MODEL/RESTRICTION	MODEL/RESTRICTION	MODEL/RESTRICTION	FROM-TO
15-172	1	COVER, THERMOSTAT			
B61P-15-172					
15-173	2	GASKET, THERMOSTAT COVER NON ASBESTOS			
B621-15-173					
15-176B	1	CASE, THERMOSTAT			-9401
B61P-15-176A A (B61P-15-176B)					
B61P-15-176B					9401-
15-179	1	OUTLET, WATER			-9415
B61P-15-179 A (B61P-15-179A)					
B61P-15-179A					9415-
15-184	1	HOSE, WATER			
B61P-15-184					
15-185	1	HOSE, WATER			
B61P-15-185					
15-186	1	HOSE, WATER			
B61P-15-186					
15-189	2	CLAMP, HOSE			
B366-15-182					
15-190	1	PIPE, WATER			
B61P-15-190					
15-200	1	RADIATOR CALSONIC (MT)			
B61P-15-200					
B64J-15-200A	1	CALSONIC (AT)			
15-205	1	CAP, RADIATOR CALSONIC			
D316-15-205					
9401 NA35MH-100090 9415 NA35MH-100712					

AUNA01

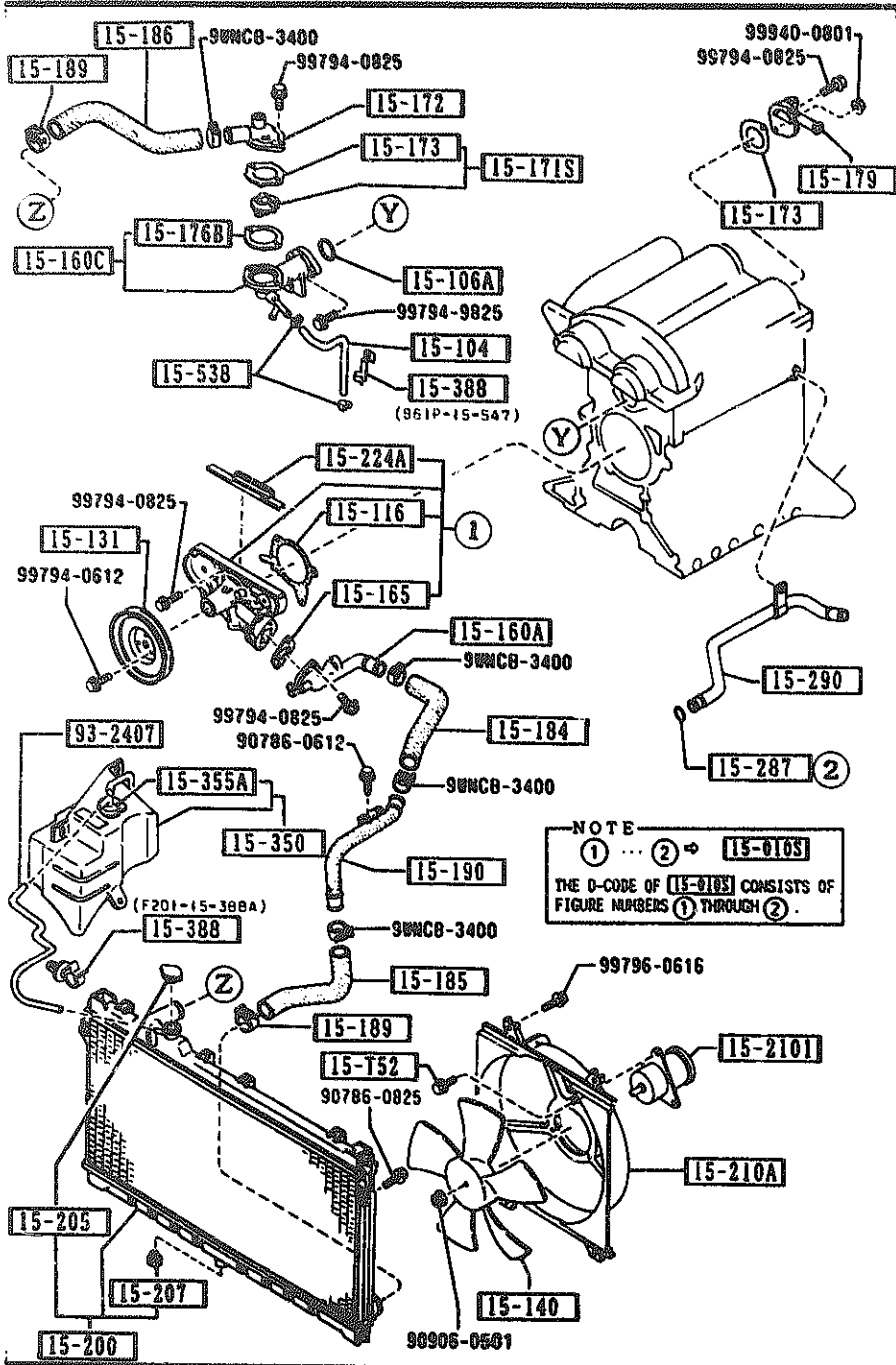
CAT. AUNA01-07

1992-02

1-D 5

AUN

1500 COOLING SYSTEM



NOTE
 ① ... ② ⇨ 15-010S
 THE D-CODE OF 15-010S CONSISTS OF FIGURE NUMBERS ① THROUGH ②.

PART NO.	QTY	MODEL/RESTRICTION	MODEL/RESTRICTION	MODEL/RESTRICTION	FRGH-10
15-207		COCK, DRAIN			
N326-15-203	1				
15-210A		COWLING, RADIATOR			
B61P-15-210A	1				
15-2101		FAN DRIVE			
B61P-15-150A	1 (MT)				
B66J-15-150	1 (AT)				
15-224A		RUBBER, SEAL			
B660-10-543B	1				
15-287		RING, 'O'-WATER BY-PASS			
E301-15-287	1				
15-290		PIPE, BY PASS			
B61P-15-290	1				-9A01
AN(B61P-15-290A)					
B61P-15-290A	1				9A01-0301
AN(B61P-15-290B)					
B61P-15-290B	1				0301-
15-350		TANK, SUB-RADIATOR			
B61P-15-350A	1				-9419
A (B61P-15-350B)					
B61P-15-350B	1				9419-9901
AN(B61P-15-350C)					
B61P-15-350C	1				9901-
15-355A		CAP, SUB TANK			
B61P-15-355	1				-9901
AN(B61P-15-355A)					
B61P-15-355A	1				9901-
15-388		CLIP, HOSE-SUB T. & WATER M			
B61P-15-547	1				-9401
F201-15-388	1				
A (F201-15-388A)					
F201-15-388A	1				9401-

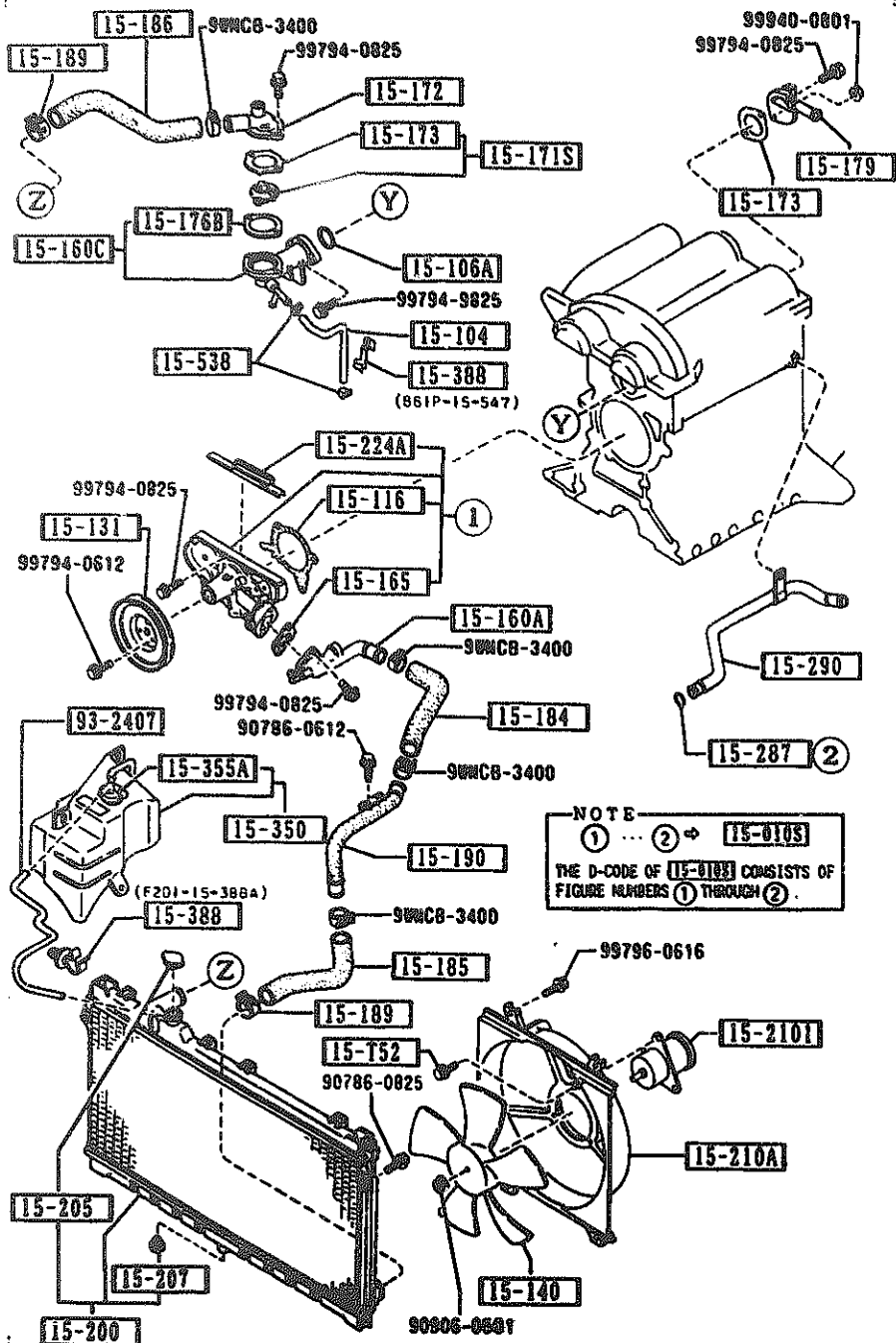
9401 NA35MH-10090
 9419 NA35MH-101038
 9901 NA35MH-119257
 9A01 NA35MH-122908
 0301 NA35MH-141981

AUN701

CAT. AUNAC1-07

1992-02

1500 COOLING SYSTEM



AUWA01

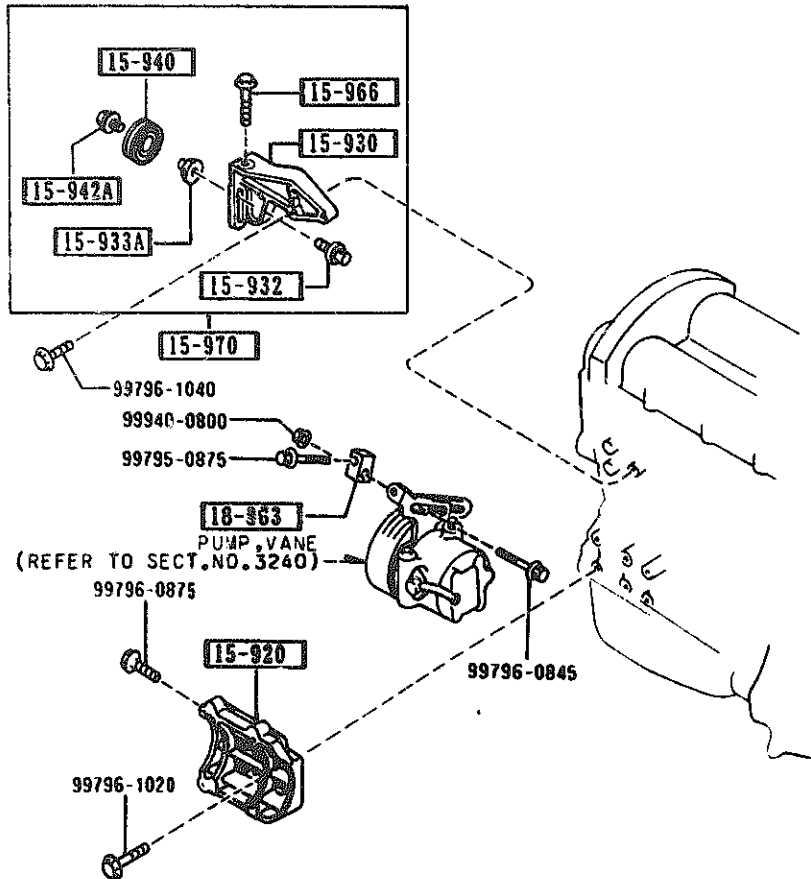
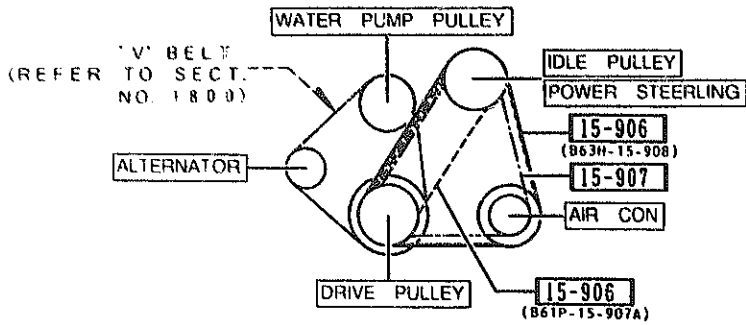
PART NO.	QTY	MODEL/RESTRICTION	MODEL/RESTRICTION	MODEL/RESTRICTION	FROM-TO
15-538		CLAMP, WATER HOSE			
JF02-15-538	2				
93-2407		HOSE, WATER			
99324-07630	1				-9419
99324-07610	1				9419-

9419 NA35MM-101038

CAT. AUWA01-07

1992-02

1580 BRACKET, PULLEY & BELT



1580 -1 BRACKET, PULLEY & BELT

PART NO.	QTY	MODEL/RESTRICTION	MODEL/RESTRICTION	MODEL/RESTRICTION	FROM-TO
15-906		BELT 'V'			
B63H-15-908	1	L=955 4PK RIB.V			
B61P-15-907 AN(B61P-15-907A)	1	L=865 4PK RIB.BELT			-9626
B61P-15-907A	1	L=855 4PK RIB.BELT (W/P.S.)			9626-
15-907		BELT 'V'			
B63H-15-909	1	L=855 4PK RIB.V			
15-920		BRACKET, COMPRESSOR			
B61P-15-810A	1	(A)			
15-930		BRACKET, IDLE PULLEY			
BP01-15-951	1	(A)			
15-932		SHAFT, PULLEY			
B631-15-932	1	(A)			
15-933A		COLLAR			
BP01-15-933	1	(A)			
15-940		PULLEY, IDLE			
BP01-15-940	1	(A)			
15-942A		COLLAR			
E564-15-942	1	(A)			
15-966		BOLT, ADJUST			
E564-15-934	1	(A)			
15-970		PULLEY, IDLE			
BP01-15-930	1	(A)			
18-363		SPACER, STRAP			

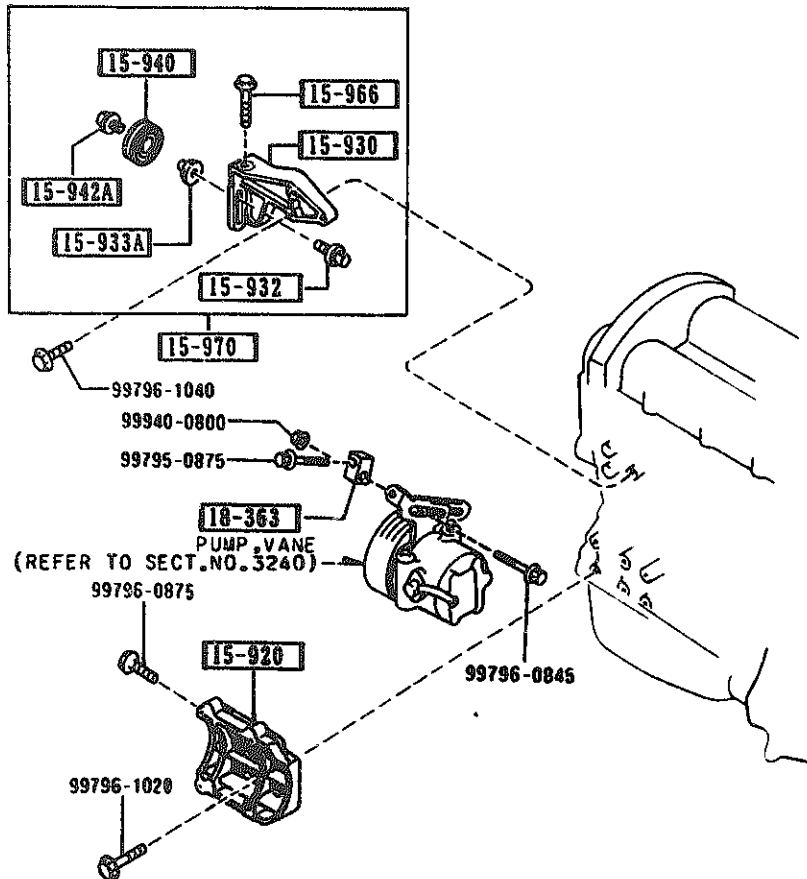
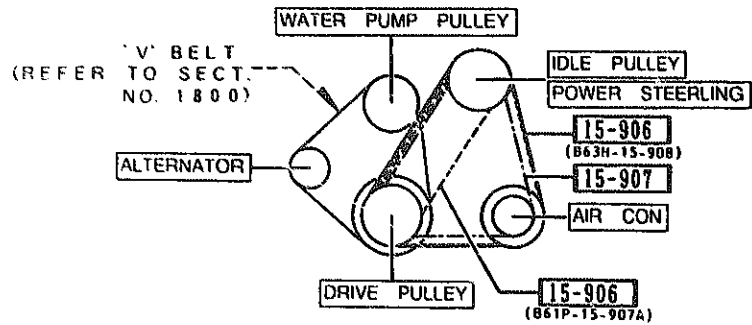
9626 NA35MH-111021

CAT. AURIA01-07

1992-02

1580 BRACKET, PULLEY & BELT

1580 -2 # BRACKET, PULLEY & BELT



PART NO.	QTY	MODEL/RESTRICTION	MODEL/RESTRICTION	MODEL/RESTRICTION	FROM-TO
CONT'D F201-18-363	1	(W/P.S.)			

CAT. AUM401-07

1992-02

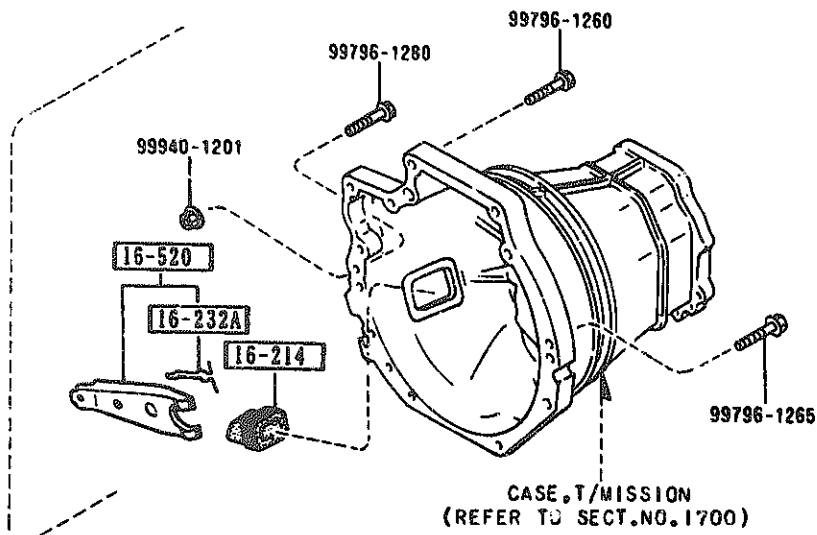
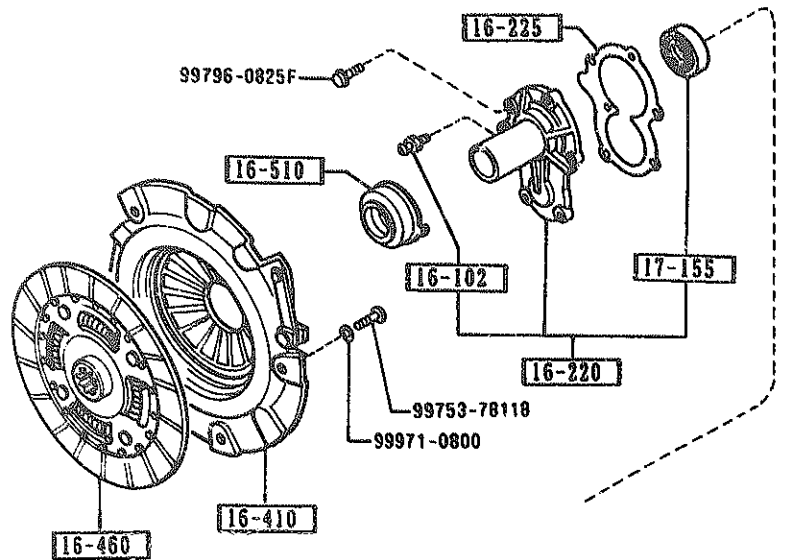
AUM401

1 H 5

SECTION NAME INDEX (ENGINE)

LO.NO	SEC.NO	SECTION NAME	LO.NO	SEC.NO	SECTION NAME	LO.NO	SEC.NO	SECTION NAME
1-C03	1000	SHORT ENGINE & GASKET SETS						
1-D03	1010	CYLINDER HEAD & COVER						
1-G03	1030	CYLINDER BLOCK						
1-I03	1040	OIL PAN & TIMING COVER						
1-K03	1100	PISTON, CRANKSHAFT & FLYWHEEL						
1-N03	1200	VALVE SYSTEM						
1-D04	1300	INLET MANIFOLD						
1-E04	1310	EXHAUST MANIFOLD						
1-F04	1320	FUEL SYSTEM						
1-H04	1325	FUEL DISTRIBUTOR						
1-I04	1330	AIR CLEANER						
1-K04	1364	THROTTLE BODY						
1-L04	1370	EMISSION CONTROL SYSTEM (INLET SIDE)						
1-M04	1399	CAP & HOSE CLIP (INLET & EXHAUST SIDE)						
1-N04	1400	OIL PUMP & FILTER						
1-C05	1500	COOLING SYSTEM						
1-G05	1580	BRACKET, PULLEY & BELT						
1-C06	1600	CLUTCH DISC & COVER (MANUAL)						
1-D06	1700	TRANSMISSION CASE (MANUAL)						
1-E06	1710	TRANSMISSION GEARS (MANUAL)						
1-J06	1720	CHANGE CONTROL SYSTEM (MANUAL)						
1-M06	1800	ENGINE ELECTRICAL SYSTEM						
1-C07	1830	ALTERNATOR						
1-E07	1840	STARTER						
1-G07	1850	BATTERY						
1-H07	1910	TORQUE CONVERTER, OIL PUMP & PIPINGS (AUTOMATIC)						
1-K07	1920	TRANSMISSION CASE & MAIN CONTROL SYSTEM (AUTOMATIC)						
1-E08	1925	CONTROL VALVE (AUTOMATIC)						
1-I08	1930	CLUTCHES & PLANETARY GEARS (AUTOMATIC)						
1-D09	1940	GOVERNOR, LOW & REVERSE PISTON (AUTOMATIC)						
1-G09	1950	MANUAL LINKAGE SYSTEM (AUTOMATIC)						
1-I09	1960	GASKET & SEAL KIT (AUTOMATIC)						

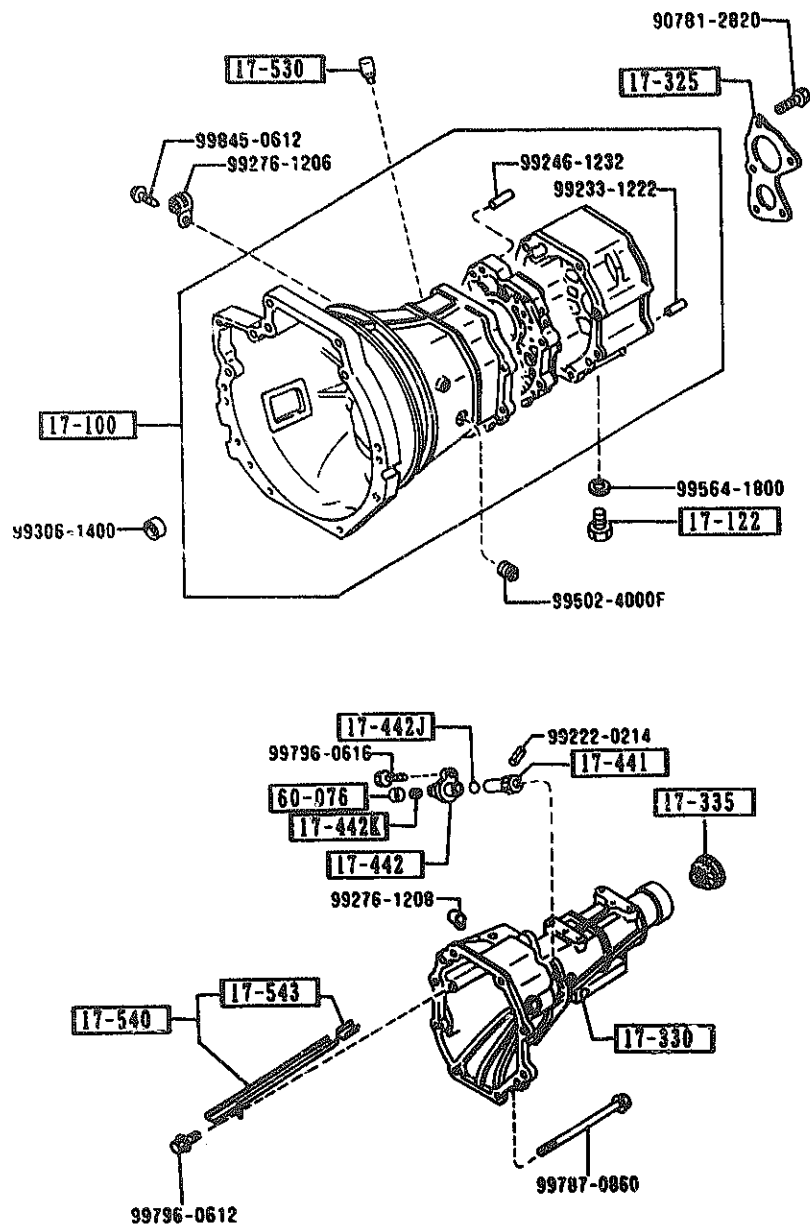




PART NO.	QTY	MODEL/RESTRICTION	MODEL/RESTRICTION	MODEL/RESTRICTION	FROM TO
16-102		PIN, PIVOT-CLUTCH REL. FORK			
0603-16-102B	1				
16-214		COVER, DUST-CLUTCH FORK			
FE86-16-214	1				
16-220		COVER, FRONT CLUTCH			
B622-16-220	1				
16-225		GASKET, FRONT COVER			
FE50-16-225A	1				
16-232A		SUPPORTER, FORK			
1416-16-232A	1				
16-410		COVER, CLUTCH			
B622-16-410	1				
16-460		DISC, CLUTCH			
B622-16-460		ASBESTOS			-9330
A (B622-16-460A)	1				
B622-16-460A	1	ASBESTOS			9330-
16-510		COLLAR, CLUTCH REL.			
B622-16-510	1				
16-520		FORK, CLUTCH RELEASE			
B622-16-520	1				
17-155		SEAL, OIL			
H501-17-103	1				

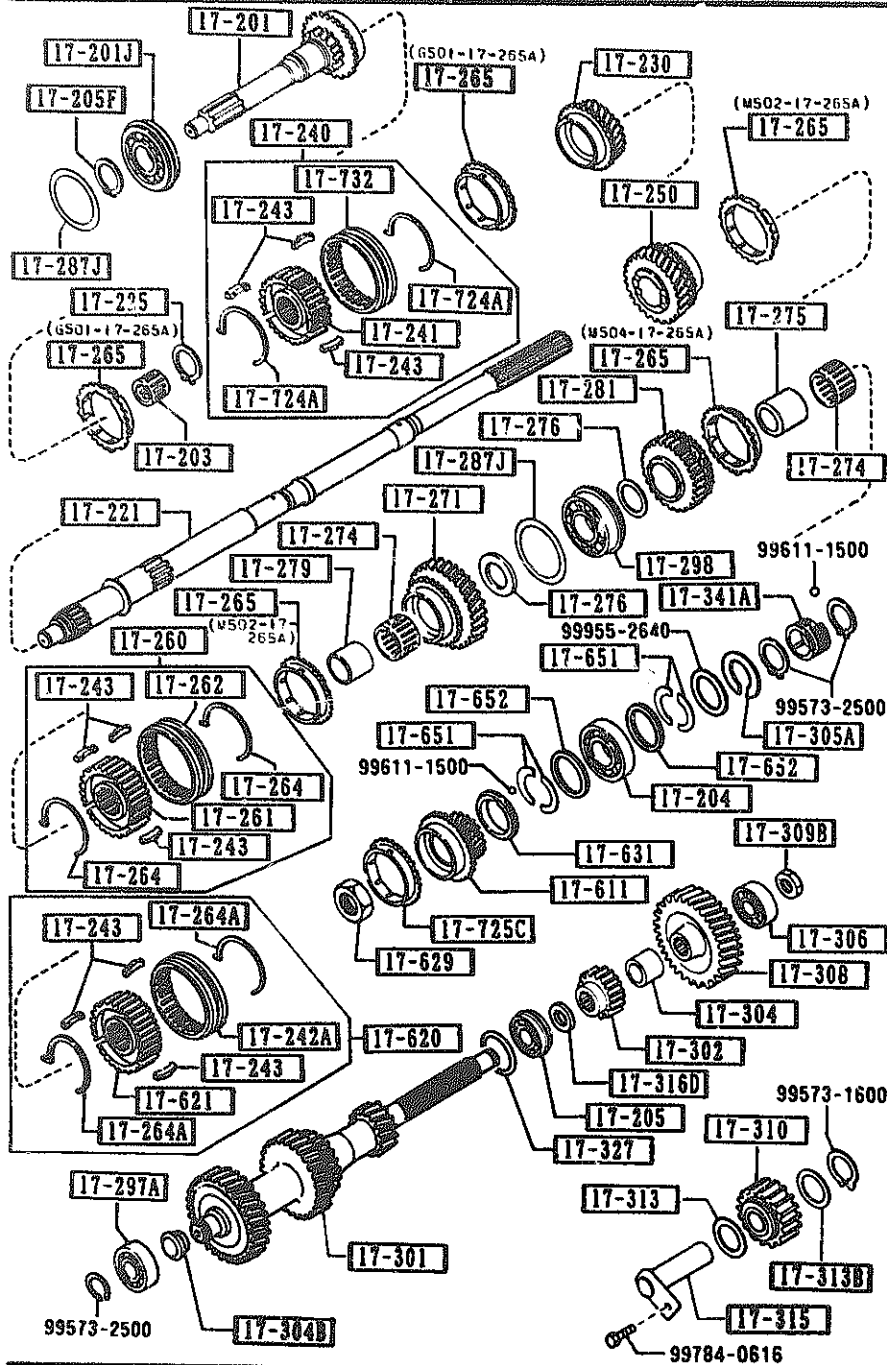
9330 NA35MM-100072

1700 TRANSMISSION CASE (MANUAL)



PART NO.	QTY	MODEL/RESTRICTION	MODEL/RESTRICTION	MODEL/RESTRICTION	FROM-TO
17-100		CASE, T/MISSION			
M526-17-100	1				
17-122		PLUG, MAGNET			
0810-17-121	1				
17-325		COVER, BEARING			
8086-17-326	1				
17-330		HOUSING, EXTENSION			
M5Y1-17-330	1				
17-335		SEAL, OIL			
M507-17-335	1				
17-441		GEAR, DRIVEN			
1472-17-441A	1	N=23			
17-442		SLEEVE, SPEEDOMETER			
1669-17-442B	1				
17-442J		RING, 'O'			
1011-17-443	1				
17-442K		SEAL, OIL			
99586-08166	1				
17-530		BREATHER, AIR-T/MISSION			
0384-17-530	1				
17-540		PASS, OIL			
M509-17-540	1				
17-543		RUBBER, SEAL			
M501-17-543A	1				
60-076		GASKET, GUIDE SEAL-SP			
8092-60-076A	1	EEDD.			

1710 TRANSMISSION GEARS(MANUAL)



PART NO.	QTY	MODEL/RESTRICTION	MODEL/RESTRICTION	MODEL/RESTRICTION	FROM-TO
17-201	1	GEAR,MAIN DRIVE			
M516-17-201					
17-201J	1	BEARING,BALL-MAIN DR IVE GEAR			
M502-17-295C					
17-203	1	BEARING,NEEDLE			
M501-17-210					
17-204	1	BEARING,BALL-MAIN SH AFT			
M503-17-204					
17-205	1	BEARING,ROLLER			
R502-17-306A					
17-205F	1	RING,RETAINING			
M501-17-205					
17-221	1	SHAFT,MAIN			
M505-17-221B					
17-225	1	RING,SNAP			
0317-17-225					
17-230	1	GEAR,3RD			
M513-17-231					
17-240	1	HUB SET,CLUTCH-3RD & 4TH			
M502-17-240B A (M502-17-240C)					
M502-17-240C					
17-241	1	HUB,CLUTCH			
M501-17-241B					
17-242A	1	SLEEVE,CLUTCH HUB			
F401-17-242A					
17-245	9	KEY,SYNCHRONIZER			
F401-17-243A					

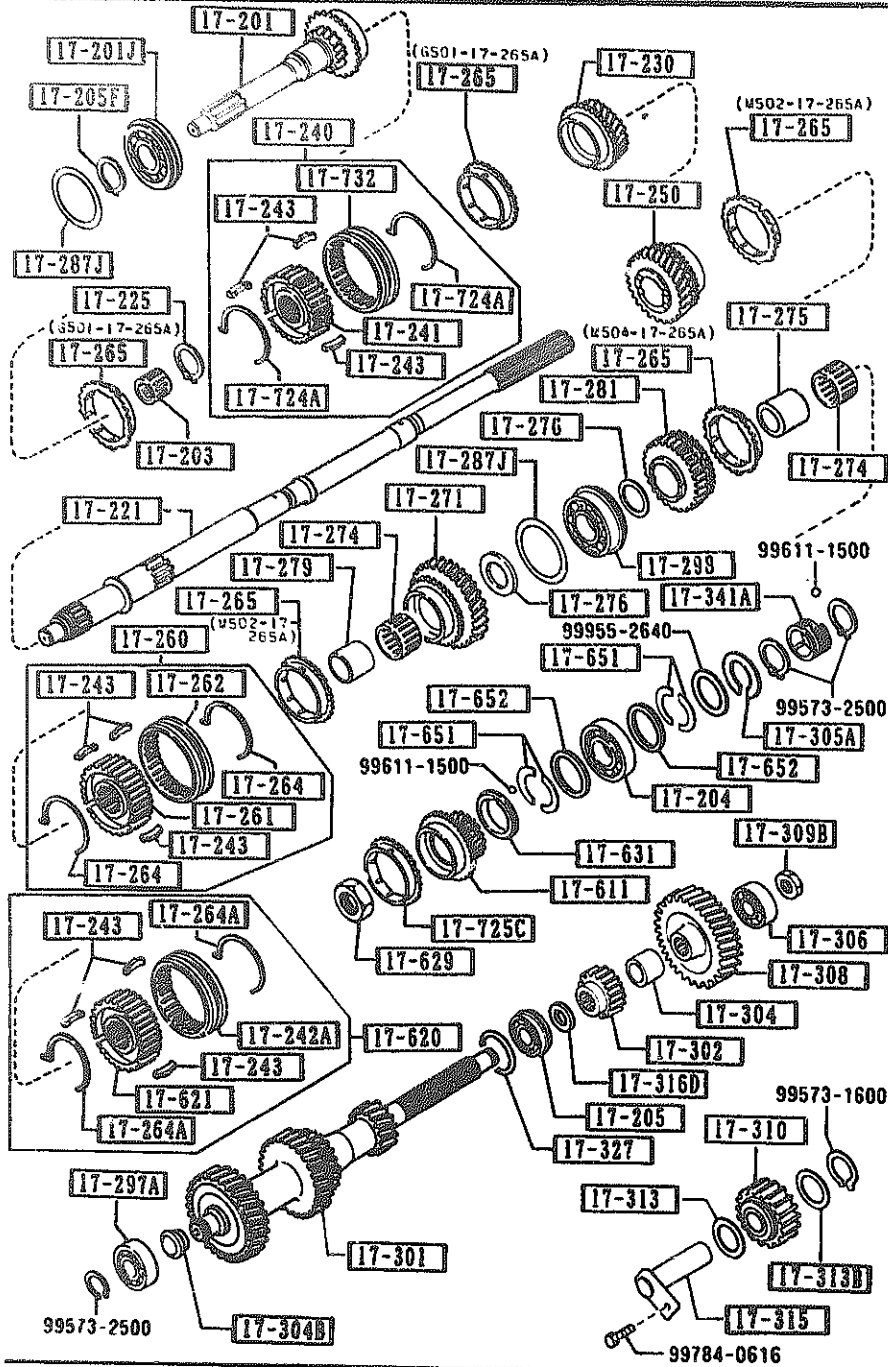
-9701

9701-

9701 NA35MH-111969

1710 TRANSMISSION GEARS(MANUAL)

1710 -2 TRANSMISSION GEARS(MANUAL)



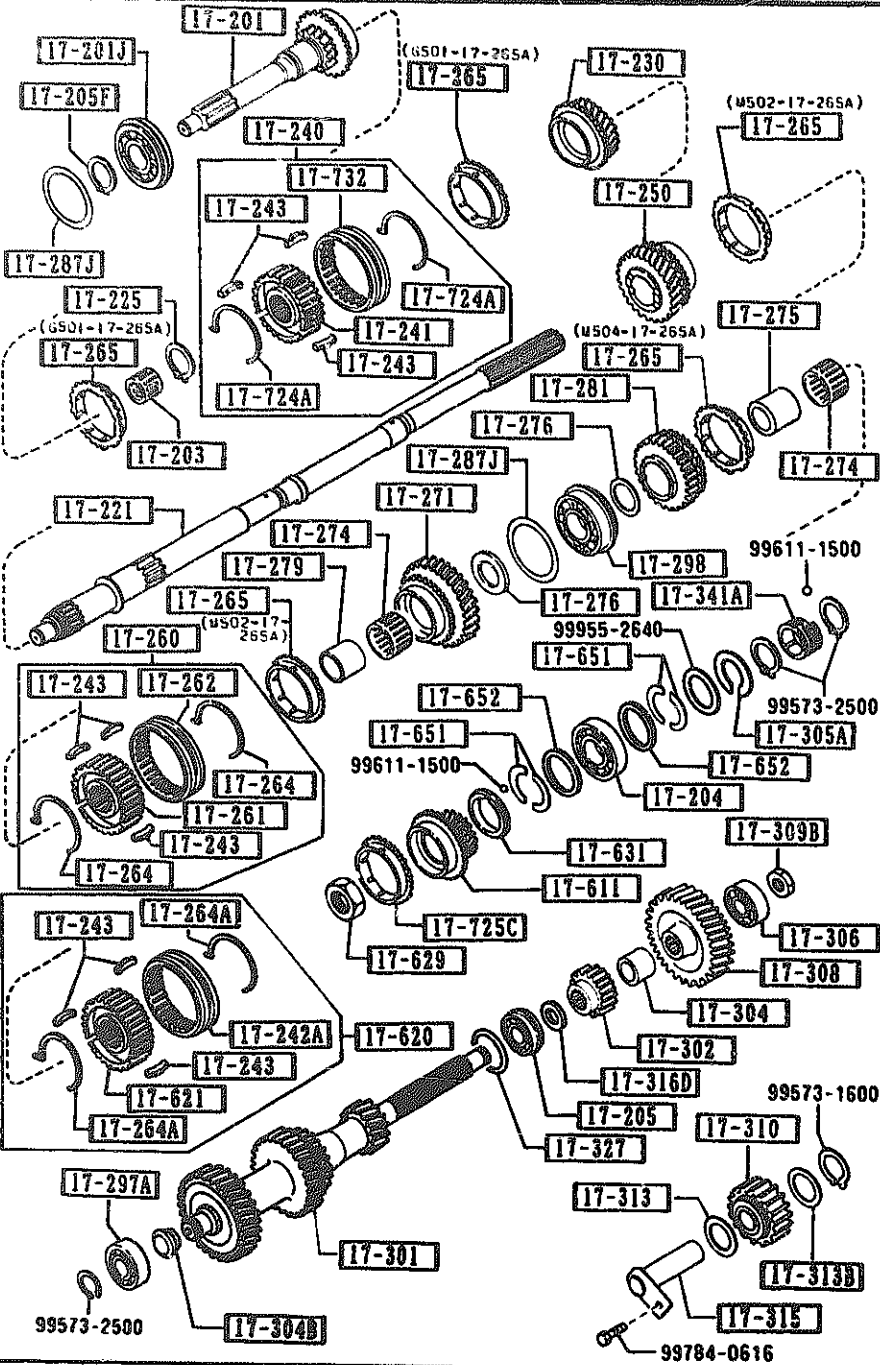
PART NO.	QTY	MODEL/RESTRICTION	MODEL/RESTRICTION	MODEL/RESTRICTION	FROM TO
17-250		GEAR, 2ND			
M515-17-251	1				
17-260		HUB SET, CLUTCH-1ST & 2ND			
M505-17-269A	1				
17-261		HUB, CLUTCH			
M502-17-261	1				
17-262		SLEEVE, CLUTCH HUB			
M505-17-262	1				
17-264		SPRING, SYNCHRO. KEY			
G401-17-264	2				
17-264A		SPRING, SYNCHRONIZER			
F401-17-264A	2				
17-265		RING, SYNCHRONIZER			
G501-17-265A	2				
M502-17-265A	2				
M504-17-265 A (M504-17-265A)	1				
M504-17-265A	1				
17-271		GEAR, 1ST			
M516-17-271	1				
17-274		BEARING, NEEDLE			
4069-17-283A	2				
17-275		RACE, INNER			
4069-17-284E	1				
17-276		WASHER, THRUST			
0259-17-274A	2	T=3MM			
0259-17-276	2	T=2.2MM			
0259-17-277	2	T=2.7MM			
0101 N435MM-133591					

-0101
0101-

CAT. AUN 401-07

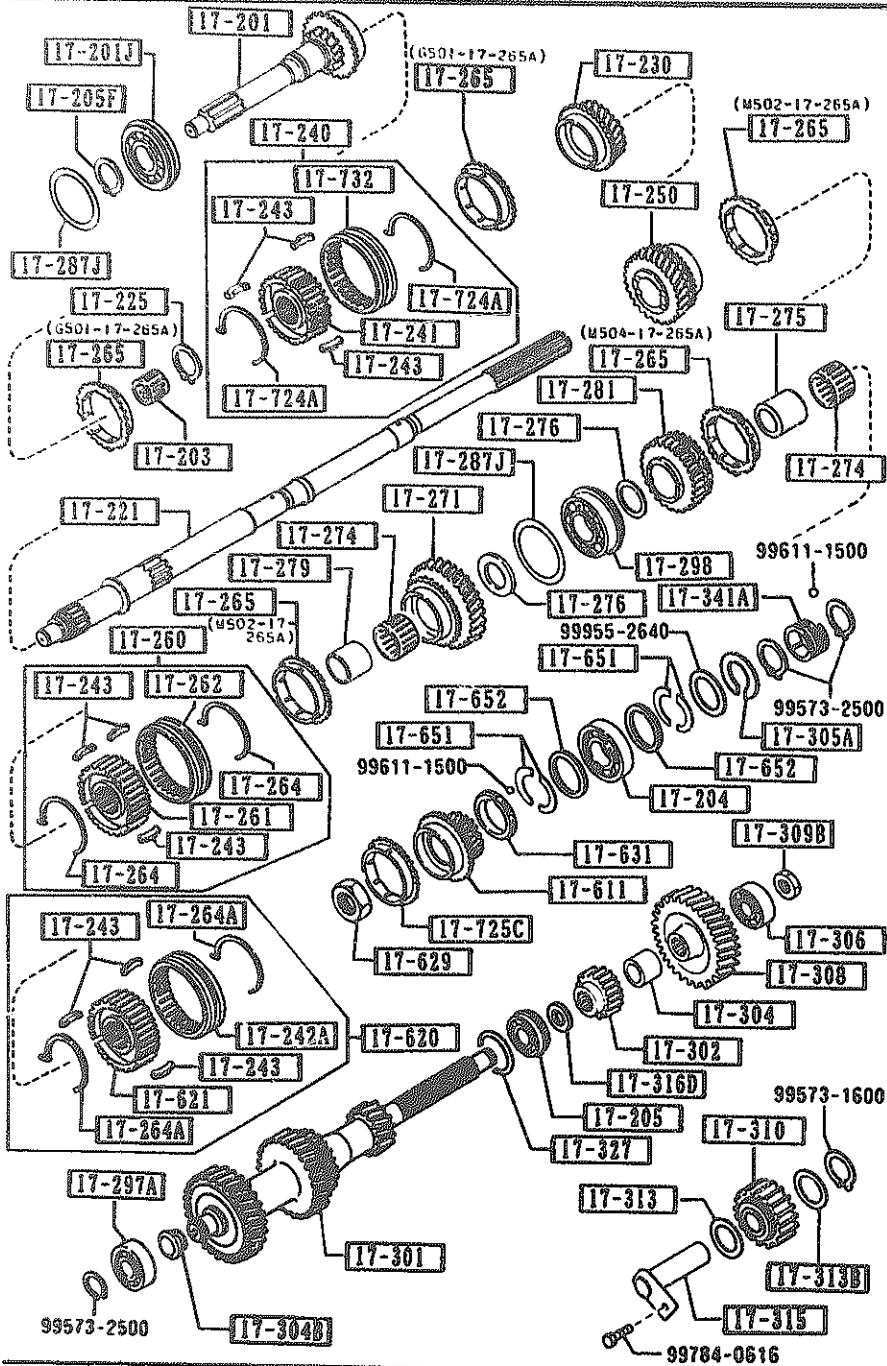
1992-02

AUNAO1



PART NO.	QTY	MODEL/RESTRICTION	MODEL/RESTRICTION	MODEL/RESTRICTION	FROM-TO
CONT'D					
0259-17-278	2	T=3.2MM			
0259-17-279	2	T=3.7MM			
17-279		SLEEVE, GEAR			
8540-17-275A	1				
17-281		GEAR, REVERSE			
M509-17-281	1				-9801
A (M509-17-281A)					
M509-17-281A	1				9801-
17-287J		SHIM, ADJUST			
99963-6310	2	T=0.1MM			
99963-6315	1	T=0.15MM			
99963-6330	2	T=0.3MM			
17-297A		BEARING, BALL-COUNTER SHAFT G.			
M502-17-297A	1				
17-298		BEARING			
M502-17-298A	1				
17-301		GEAR, COUNTER SHAFT			
M528-17-301	1				
17-302		GEAR, COUNTER REVERSE			
M512-17-302	1				-9801
A (M512-17-302A)					
M512-17-302A	1				9801-
17-304		SPACER			
M504-17-304	1				
17-304B		SPACER			
M501-17-304B	1				
17-305A		RING, RETAINING-BALL BEARING			
0839-17-305B	1				
9801 NA35MM-116316					

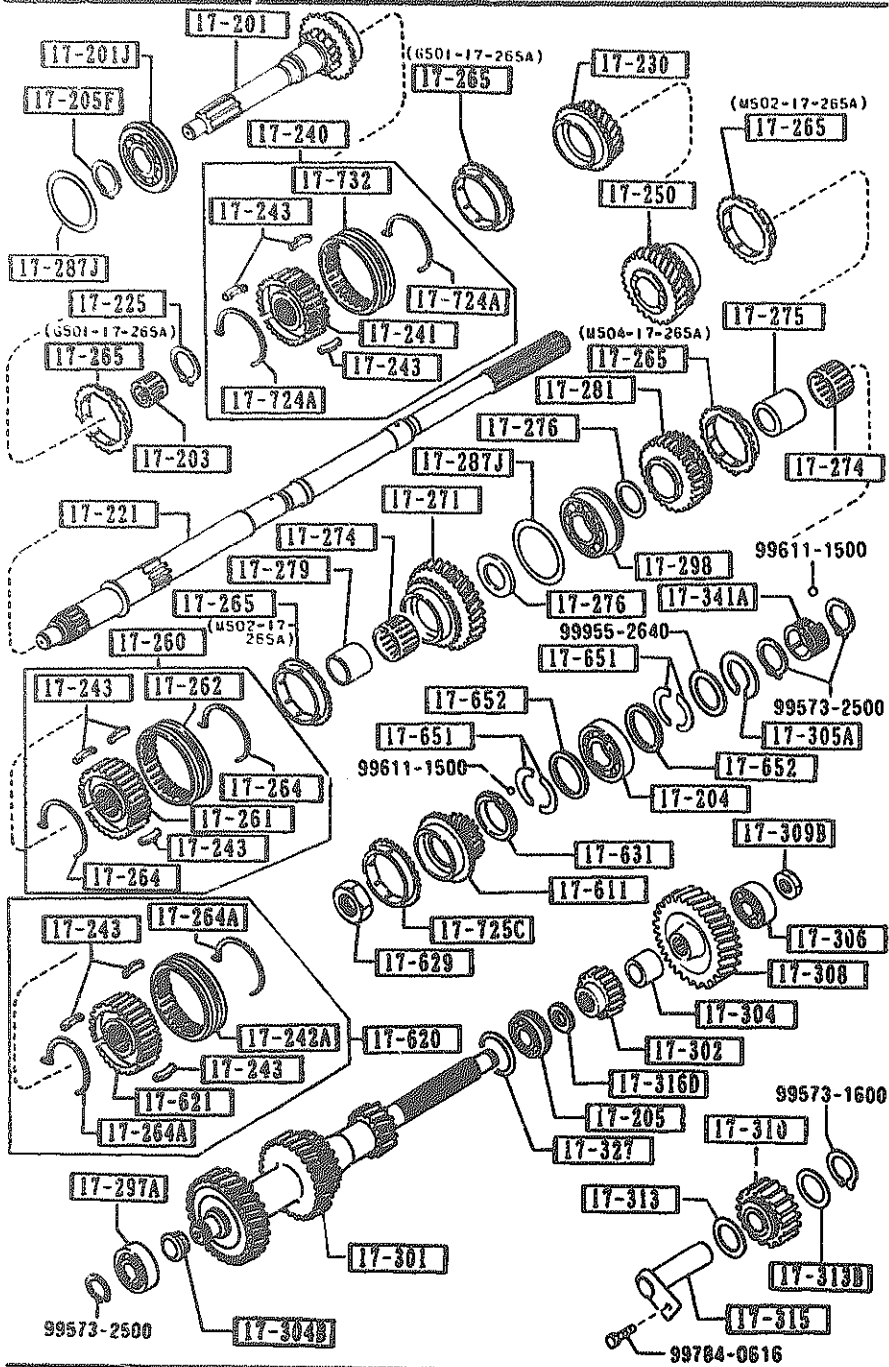
1710 TRANSMISSION GEARS(MANUAL)



PART NO.	QTY	MODEL/RESTRICTION	MODEL/RESTRICTION	MODEL/RESTRICTION	FROM-TO
17-306		BEARING, BALL			
M502-17-299A	1				
17-308		GEAR, COUNTER			
M510-17-308	1				
17-309B		NUT, LOCK-COUNTER SHAFT BR			
M503-17-309	1				
17-310		GEAR, REVERSE IDLE			
M509-17-310	1				-9801
A (M509-17-310A)					9801-
M509-17-310A	1				
17-313		WASHER, THRUST-REVERSE IDLE G.			
M501-17-313	1				
17-313B		WASHER, THRUST			
4077-17-314A	1	T=2.8MM			
4077-17-315A	1	T=3MM			
4077-17-316	1	T=2.6MM			
17-315		SHAFT, REV. IDLE GEAR			
8086-17-140A	1				
17-316D		SPACER			
R502-17-316	1				
17-327		SHIM, ADJUST-COUNTER SHAFT GEAR			
0305-17-327	2	T=0.1MM			
0305-17-328	1	T=0.3MM			
17-341A		GEAR, SPEEDO.DRIVE			
M503-17-341	1				
17-611		GEAR, OVER TOP			
M517-17-611	1				

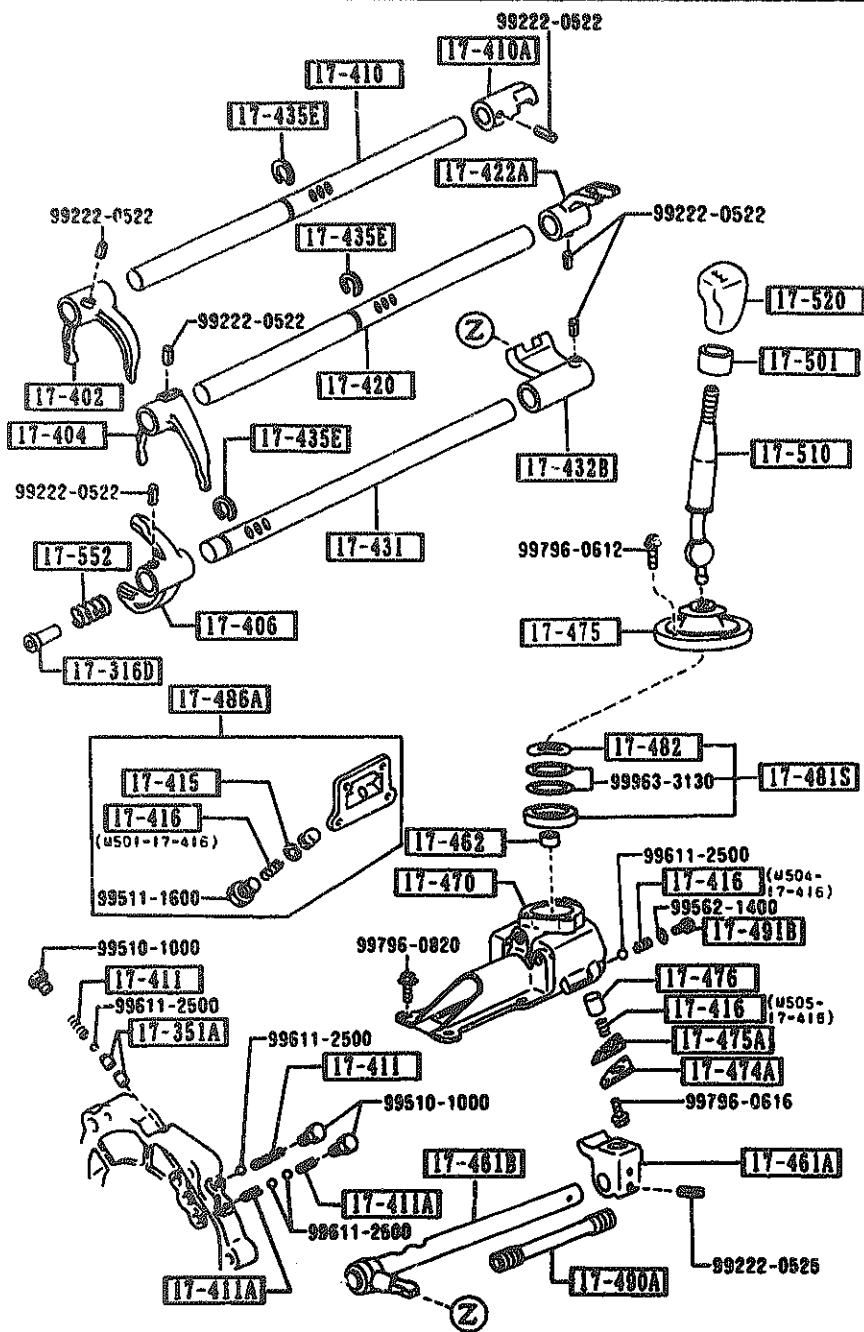
9801 NASSMM-116316

1710 TRANSMISSION GEARS(MANUAL)

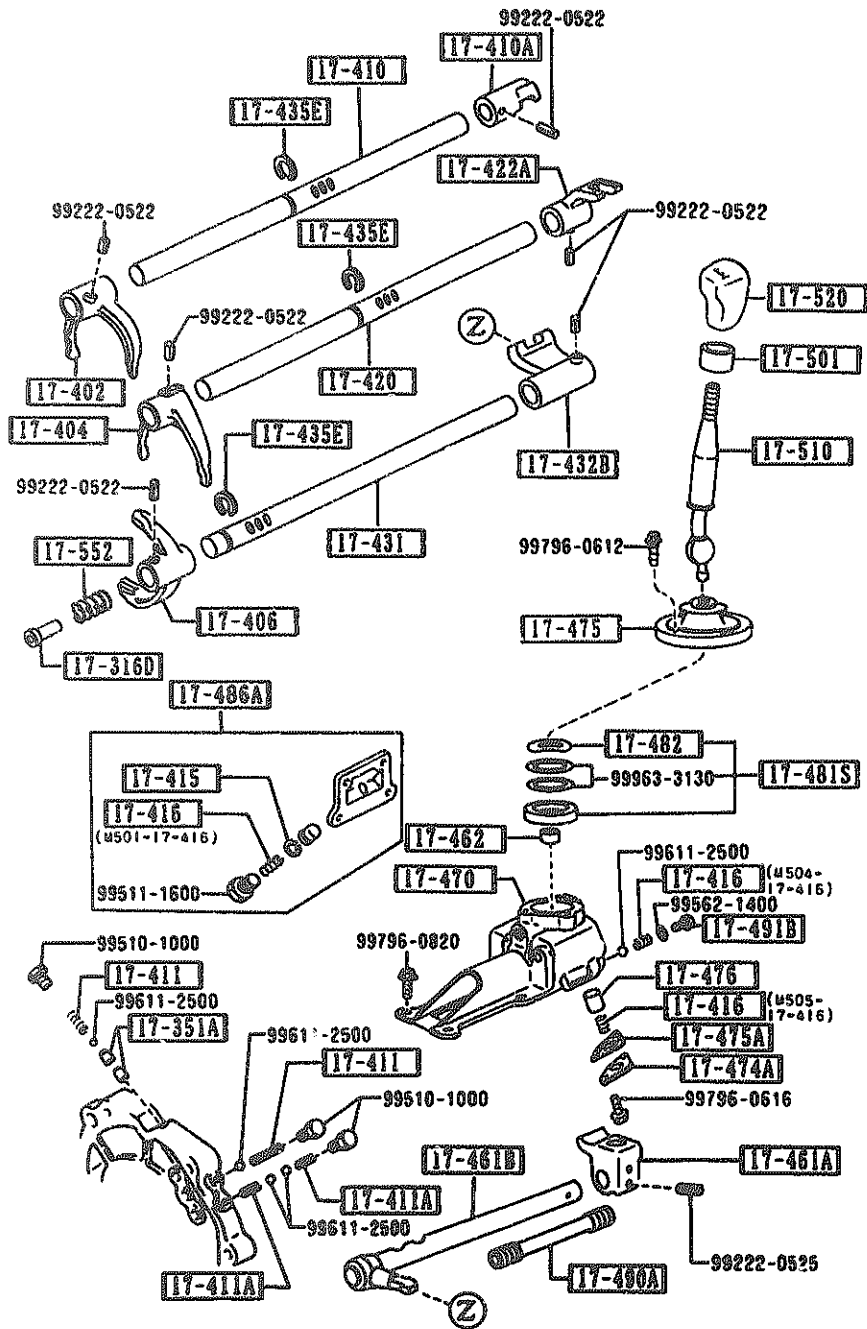


PART NO.	QTY	MODEL/RESTRICTION	MODEL/RESTRICTION	MODEL/RESTRICTION	FROM-TO
17-620		HUB SET, CLUTCH-O.T. & REV			
M505-17-620	1				
17-621		HUB, CLUTCH			
M505-17-621	1				
17-629		NUT, LOCK-CLUTCH HUB			
8601-17-629	1				
17-631		WASHER, THRUST LOCK-O VER TOP O. T=6.2MM			
0884-17-632B	1				
0884-17-633B	1	T=6.4MM			
0884-17-634B	1	T=6.5MM			
0884-17-635B	1	T=6.6MM			
17-651		WASHER, THRUST T=3MM			
M501-17-651	4				
M501-17-653	2	T=3.1MM			
M501-17-654	2	T=3.2MM			
M501-17-655	2	T=2.9MM			
17-652		RING, THRUST WASHER T=2MM			
M501-17-652	2				
17-724A		SPRING, SYNCHRD. KEY			
W501-17-724	2				
17-725C		RING, SYNCHRONIZER			
V501-17-725	1				
17-732		SLEEVE, CLUTCH HUB			
W501-17-732A A (W501-17-732B)	1				-9701
W501-17-732B	1				9701-

9701 NASSM-111969



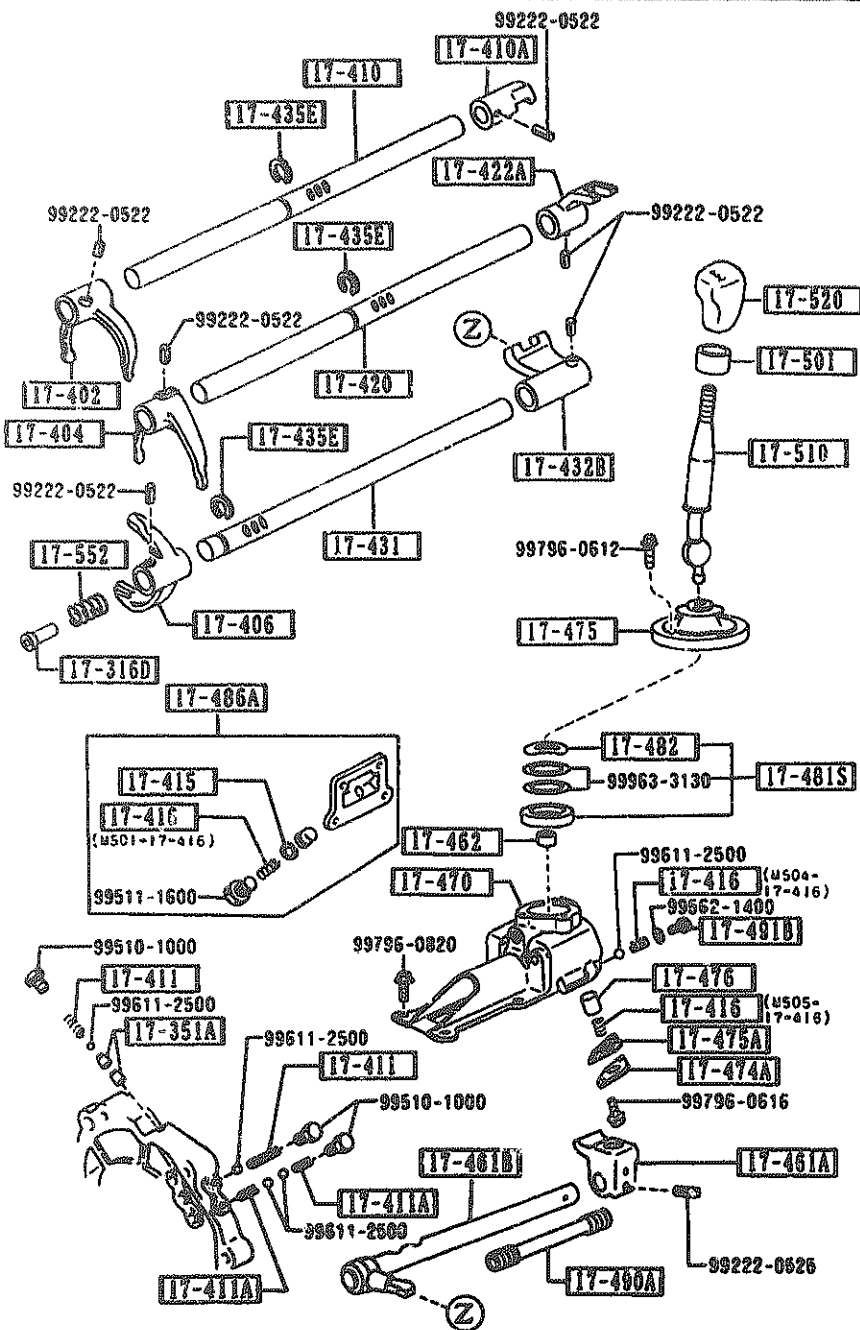
PART NO.	QTY	MODEL/RESTRICTION	MODEL/RESTRICTION	MODEL/RESTRICTION	FROM-TO
17-316D		SPACER			
M504-17-316	1				
17-351A		PIN, INTER LOCK			
0114-17-351	2				
17-402		FORK, SHIFT (1ST&2ND)			
M503-17-402	1				
17-404		FORK, SHIFT (3RD&4TH)			
M501-17-404B	1				
17-406		FORK, SHIFT			
M504-17-406A	1				
17-410		ROD, SHIFT (1ST&2ND)			
M503-17-411	1				
17-410A		END, S/ROD (1ST&2ND)			
M507-17-412	1				
17-411		SPRING, SHIFT ROD 5TH & REVERSE			
0103-17-411	2				
17-411A		SPRING, SHIFT ROD-REV ERSE			
0014-17-411	2				
17-415		RING, RETAINING-SHIFT ROD END			
3648-17-415	1				
17-416		SPRING, SHIFT ROD END			
M501-17-416	1				
M504-17-416	1				
M505-17-416	1				
17-420		ROD, SHIFT (3RD&4TH)			
M503-17-421	1				
17-422A		END, S/ROD (3RD&4TH)			
M507-17-422	1				



PART NO.	QTY	MODEL/RESTRICTION	MODEL/RESTRICTION	MODEL/RESTRICTION	FROM-TO
17-431	1	ROD, SHIFT-OVER TOP & REVERSE			-0316
M506-17-431 A (M506-17-431A)	1				0316-
M506-17-431A	1				
17-432B	1	END, SHIFT ROD (O/TOP & REV.)			
M508-17-432	1				
17-435E	3	RING, RETAINING			
R502-17-435	3				
17-461A	1	END, CONTROL LEVER			
M508-17-461	1				
17-461B	1	ROD, CONTROL			
M516-17-450	1				
17-462	1	SHEET, SPRING			
0398-17-462A	1				
17-470	1	CASE, CHANGE CONTROL			
M510-17-470B A (M510-17-470C)	1				-0116
M510-17-470C	1				0116-
17-474A	1	CAP, SPRING			
M501-17-474	1				
17-475	1	BOOT, DUST-CHANGE LEVER			
M514-17-480 A (M514-17-480A)	1				-0515
M514-17-480A	1				0515-
17-475A	1	GASKET, SPRING CAP			
M501-17-475	1				
17-476	1	SPINDLE, SELECT LOCK			
M502-17-476A	1				
17-481S	1	BUSH SET, CHANGE LEVE			
M505-99-178	1				

0116 NAS5MH-134600
 0316 NAS5MH-144394
 0515 NAS5MH-151991

1720 CHANGE CONTROL SYSTEM (MANUAL)

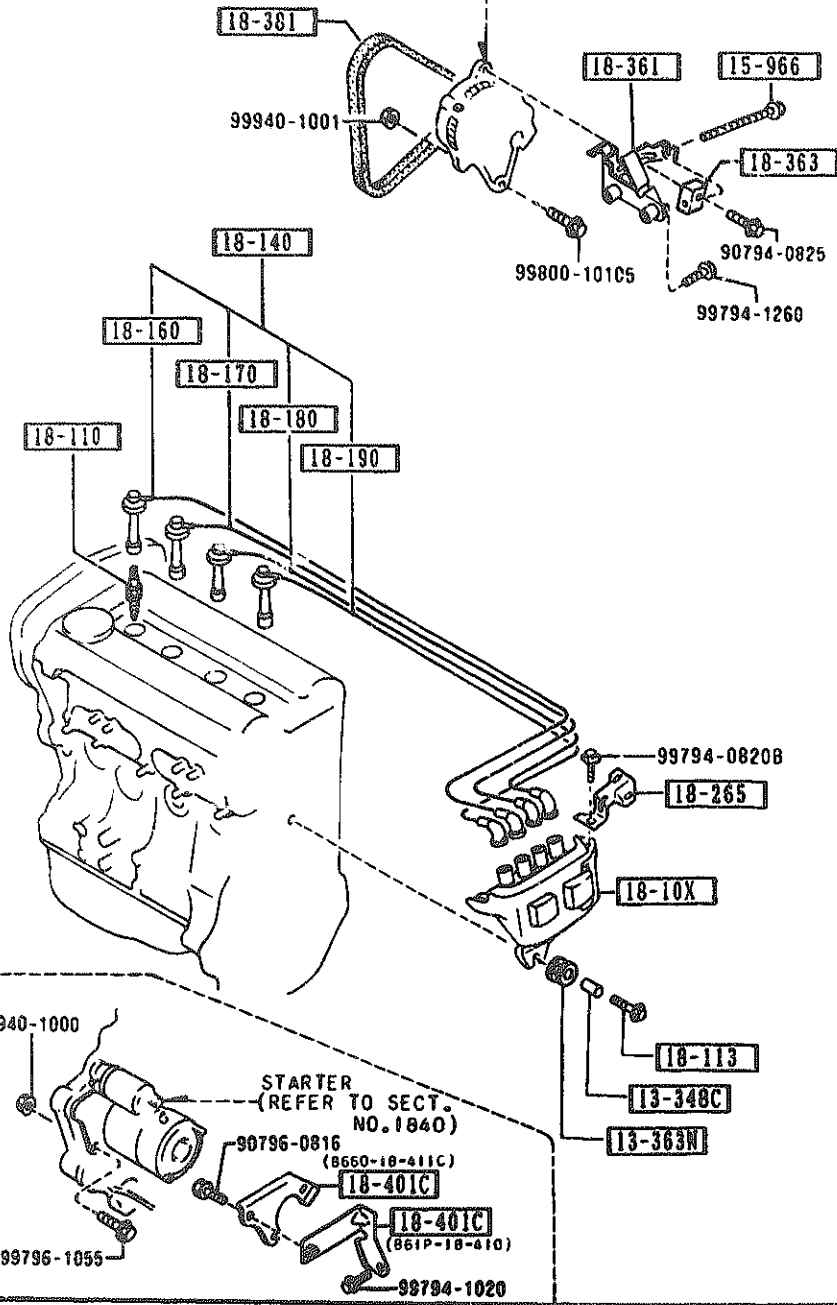


PART NO.	QTY	MODEL/RESTRICTION	MODEL/RESTRICTION	MODEL/RESTRICTION	FROM-TO
17-482	1	WASHER, WAVE--CHANGE C			
M505-17-482		ONT. CASE			
17-486A	1	COVER, BL IND			
R503-17-47X					
17-490A	1	COVER, ROD			
M504-17-490A					
17-491B	1	CAP, SPRING			
0183-17-491					
17-501	1	INSULATOR, CHG LEVER			
M501-17-501					
17-510	1	LEVER, CHANGE			
M524-17-510A					
17-520	1	KNOB, CHANGE LEVER			
M515-17-520					
00		NAO BLACK			
17-552	1	SPRING			
M504-17-552					

1800 ENGINE ELECTRICAL SYSTEM

1800 -1 ENGINE ELECTRICAL SYSTEM

ALTERNATOR
(REFER TO SECT.NO.1830)



PART NO.	QTY	MODEL/RESTRICTION	MODEL/RESTRICTION	MODEL/RESTRICTION	FRGM-TO
13-348C		SPACER			
B61P-13-348	1				
13-363N		RUBBER, MOUNTING			
B61P-13-363A	1				
15-966		BOLT, ADJUST			
FE38-15-966	1				
18-10X		COIL & IGNITER			
B61P-18-10XB AN(B61P-18-10XC)	1				-0521
B61P-18-10XC	1				0521-
18-110		PLUG, SPARK			
BP01-18-110	4	BKR5E11 NGK (OPTION HOT TYPE)			
BP02-18-110	4	K16PR-U11 DENSO (OPTION HOT TYPE)			
BP03-18-110	4	BKR6E-11 NGK (STD.)			
BP04-18-110	4	K20PR-U11 DENSO (STD.)			
BP05-18-110	4	BKR7E11 NGK (OPTION COLD TYPE)			
BP06-18-110	4	K22PR-U11 DENSO (OPTION COLD TYPE)			
18-113		BOLT			
B61P-18-1A5A	1				
18-140		CORD SET, HI. TENSION			
B61P-18-140B	1				
18-160		CORD NO.1, HI. TENSION			
B61P-18-160B	1				
18-170		CORD NO.2, HI. TENSION			
B61P-18-170B	1				
18-180		CORD NO.3, HI. TENSION			
B61P-18-180B	1				

0521 NA35MM-152930

AUNA01

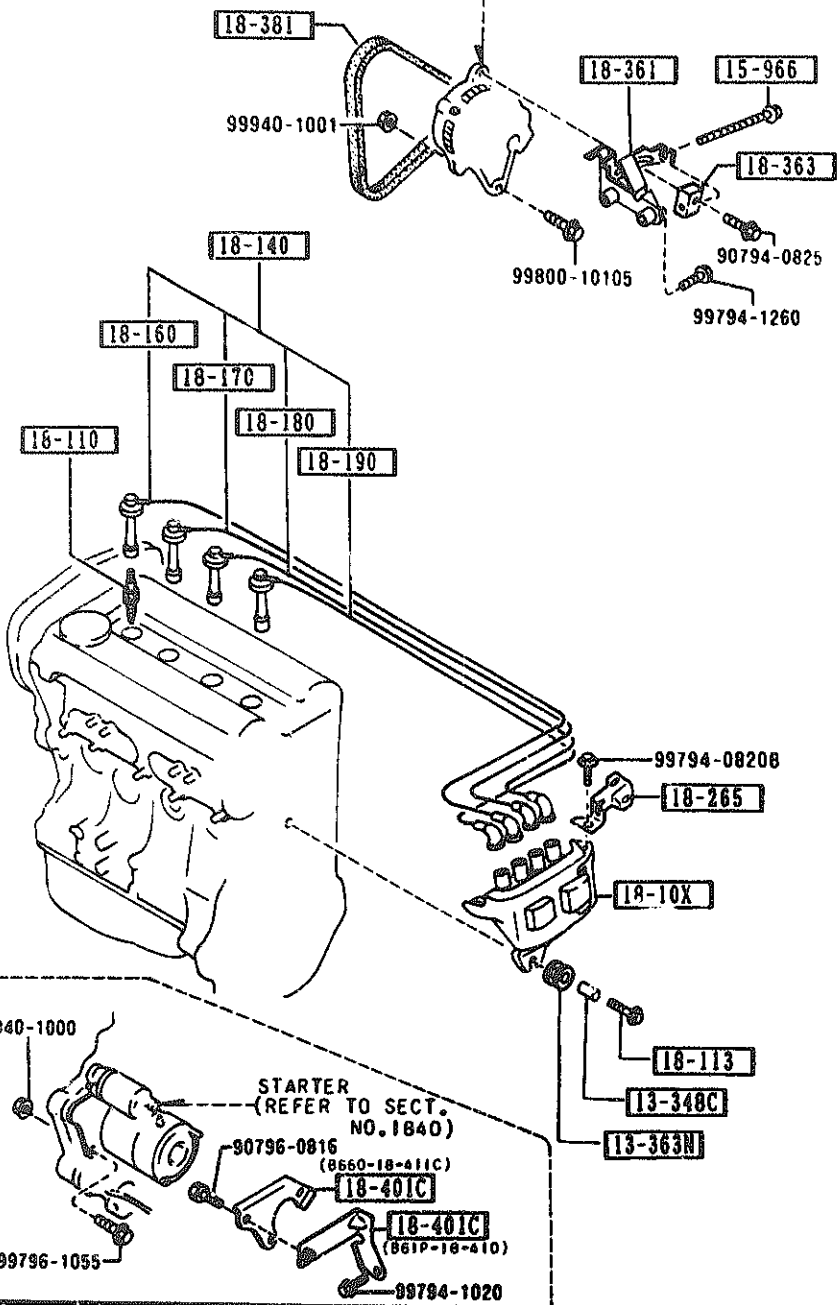
CAT. AUNA01-07

1992-02

1800 ENGINE ELECTRICAL SYSTEM

1800 -2 M ENGINE ELECTRICAL SYSTEM

ALTERNATOR
(REFER TO SECT. NO. 1830)



PART NO.	QTY	MODEL/RESTRICTION	MODEL/RESTRICTION	MODEL/RESTRICTION	FROM-TO
18-190					
B61P-18-190B	1	CORD NO. 4, NI. TENSION			
18-265					
B61R-18-266 A (B61R-18-266A)	1	CLIP, COUPLER			-9A13
B61R-18-266A	1				9A13-
18-361					
B61P-18-360 A (B61P-18-360A)	1	STRAP, ALTERNATOR			-9B01
B61P-18-360A	1				9B01-
18-363					
F201-18-363	1	SPACER, STRAP			
18-381					
B6S7-18-381A A (B6S7-18-381B)	1	BELT 'V'			-0308
B6S7-18-381B	1	AUTO-FLEX-3 A-34.7			0308-
18-401C					
B61P-18-410	1	BRACKET, STARTER			
B660-18-411C	1				

9A13 NA35MM-124217
9E91 NA35MM-126490
0308 NA35MM-142998

AUNA01

CAT. AUNA01-07

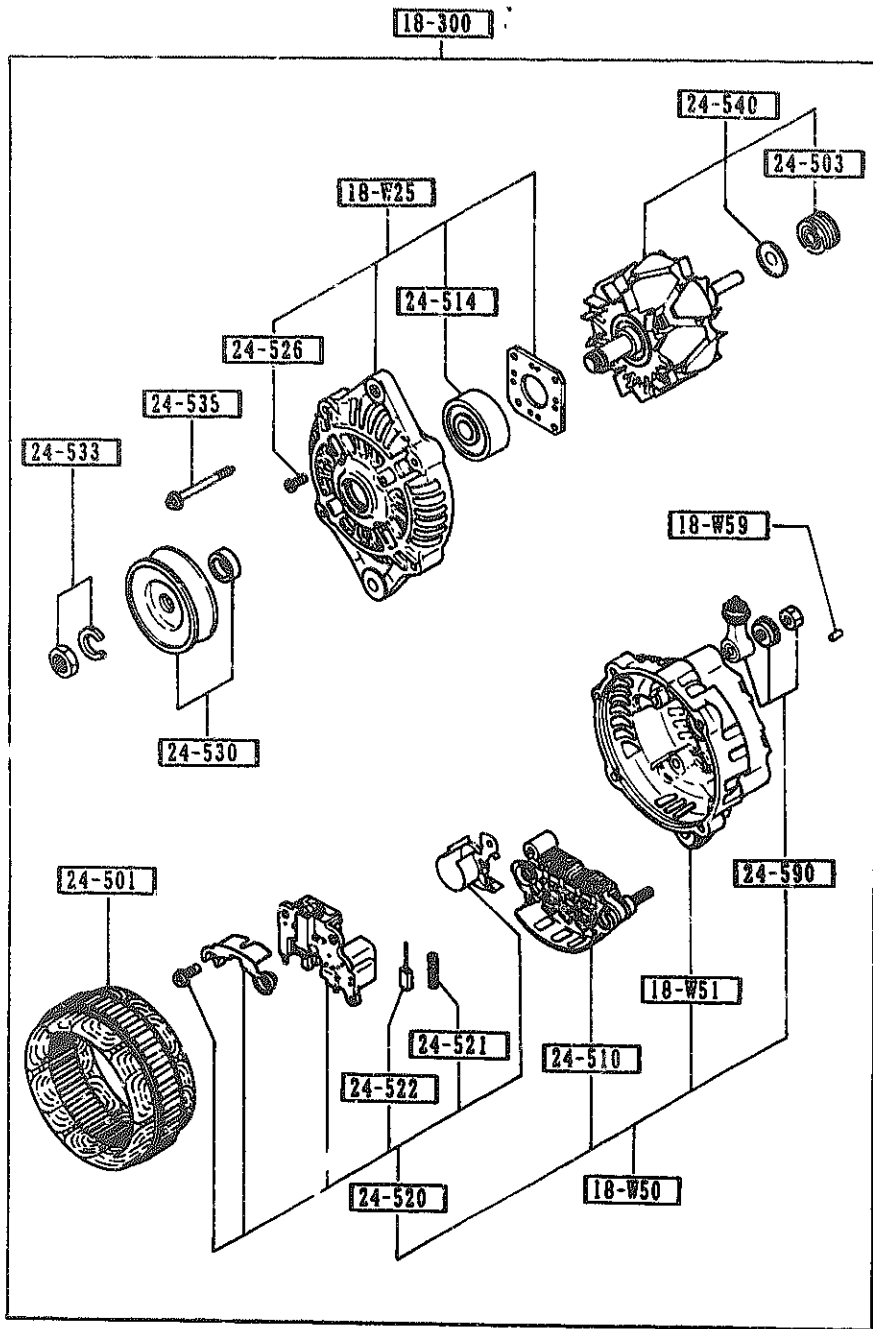
1992-02

SECTION NAME INDEX (ENGINE)

LO.NO	SEC.NO	SECTION NAME	LO.NO	SEC.NO	SECTION NAME	LO.NO	SEC.NO	SECTION NAME
1-C03	1000	SHORT ENGINE & GASKET SETS						
1-D03	1010	CYLINDER HEAD & COVER						
1-G03	1030	CYLINDER BLOCK						
1-I03	1040	OIL PAN & TIMING COVER						
1-K03	1100	PISTON, CRANKSHAFT & FLYWHEEL						
1-N03	1200	VALVE SYSTEM						
1-D04	1300	INLET MANIFOLD						
1-E04	1310	EXHAUST MANIFOLD						
1-F04	1320	FUEL SYSTEM						
1-H04	1325	FUEL DISTRIBUTOR						
1-I04	1330	AIR CLEANER						
1-K04	1364	THROTTLE BODY						
1-L04	1370	EMISSION CONTROL SYSTEM (INLET SIDE)						
1-M04	1399	CAP & HOSE CLIP (INLET & EXHAUST SIDE)						
1-N04	1400	OIL PUMP & FILTER						
1-C05	1500	COOLING SYSTEM						
1-G05	1580	BRACKET, PULLEY & BELT						
1-C06	1600	CLUTCH DISC & COVER (MANUAL)						
1-D06	1700	TRANSMISSION CASE (MANUAL)						
1-E06	1710	TRANSMISSION GEARS (MANUAL)						
1-J06	1720	CHANGE CONTROL SYSTEM (MANUAL)						
1-M06	1800	ENGINE ELECTRICAL SYSTEM						
1-C07	1830	ALTERNATOR						
1-E07	1840	STARTER						
1-G07	1850	BATTERY						
1-H07	1910	TORQUE CONVERTER, OIL PUMP & PIPINGS (AUTOMATIC)						
1-K07	1920	TRANSMISSION CASE & MAIN CONTROL SYSTEM (AUTOMATIC)						
1-E08	1925	CONTROL VALVE (AUTOMATIC)						
1-I08	1930	CLUTCHES & PLANETARY GEARS (AUTOMATIC)						
1-D09	1940	GOVERNOR, LOW, & REVERSE PISTON (AUTOMATIC)						
1-G09	1950	MANUAL LINKAGE SYSTEM (AUTOMATIC)						
1-I09	1960	GASKET & SEAL KIT (AUTOMATIC)						

CATLOG-NO# AUNA01-07

DATE. 1992-02

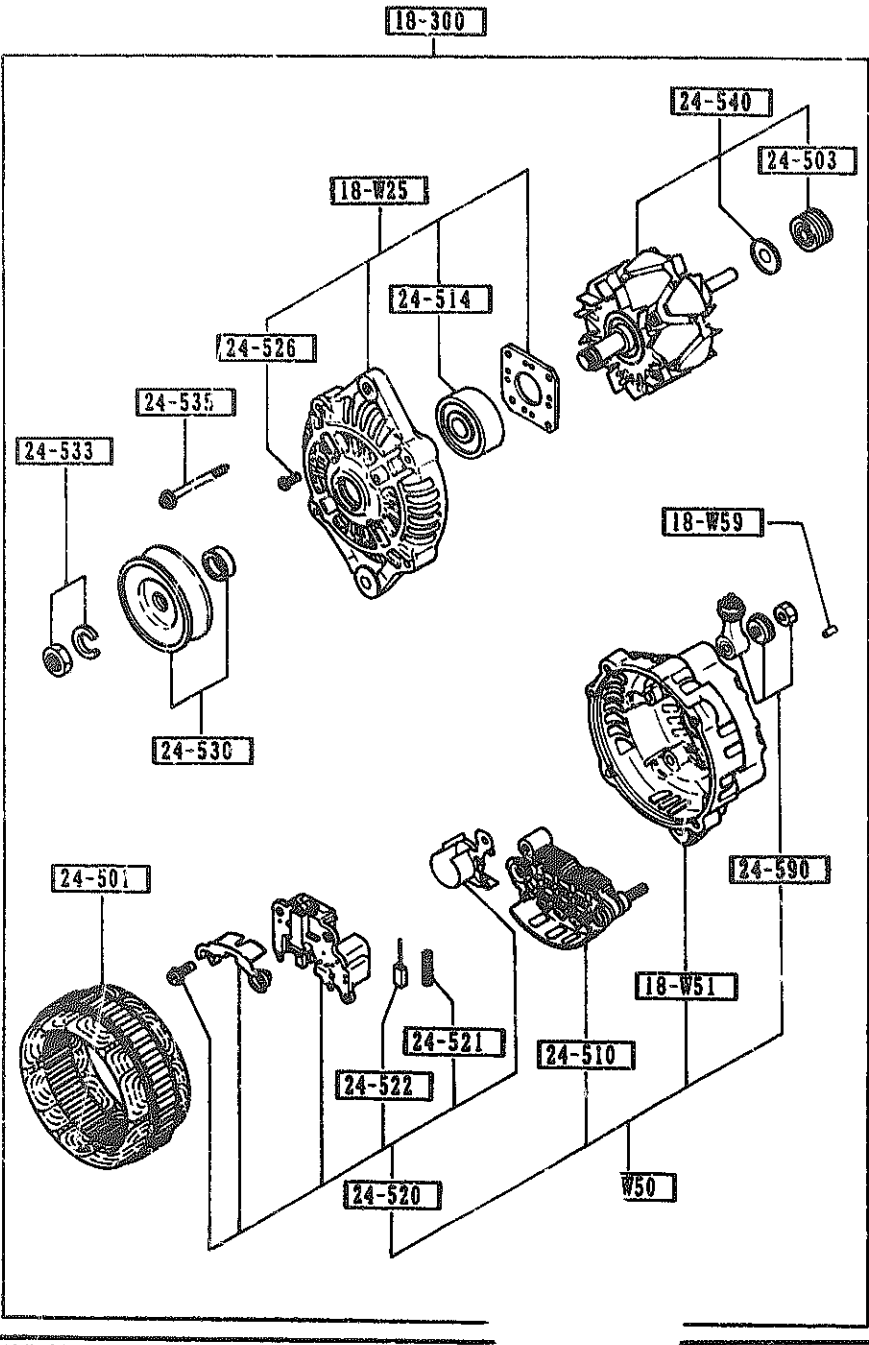


PART NO.	QTY	MODEL/RESTRICTION	MODEL/RESTRICTION	MODEL/RESTRICTION	FROM TO
18-W25		COVER, FRONT-ALTERNATOR			
B61P-18-W25	1				
18-W50		COVER, REAR-ALTERNATOR			
B61P-18-W50	1	(MT)			
B64J-18-W50	1	(AT)			
18-W51		COVER, REAR-ALTERNATOR			
B366-18-W51	1				
18-W59		PLUG			
B675-18-W59	1				
18-300		ALTERNATOR			
B61P-18-300D	1	(MT)			
B64J-18-300A	1	(AT)			
24-501		STATOR			
B366-18-W45	1	(AT)			
G608-18-W45	1	(MT)			
24-503		BEARING, BALL-ALT. REAR			
N336-18-W36	1				
24-510		RECTIFIER			
B366-18-W60	1	(AT)			
B61P-18-W60	1	(MT)			
24-514		BEARING, BALL-ALT. FRONT			
F811-18-W27	1				
24-520		REGULATOR			
B61P-18-W70	1				
24-521		SPRING, BRUSH			
8599-24-521	2				
24-522		BRUSH			
FE2H-18-W77	2				

AUHA01

CAT. AUNA01-07

1992-02



PART NO.	QTY	MODEL/RESTRICTION	MODEL/RESTRICTION	MODEL/RESTRICTION	FROM-TO
24-526		SCREW SET			
RF71-18-W26	1				
24-530		PULLEY			
B366-18-W10	1				
24-533		NUT SET			
8028-24-533	1				
24-535		SCREW SET			
RF71-18-W20	1				
24-540		ROTOR			
B61P-18-W35	1 (MT)				
B366-18-W35	1				-0601
A (B366-18-W35A)					
B366-18-W35A	1 (AT)				0601-
24-590		TERMINAL SET			
N337-18-W80	1				

0601 NA35KH-154752

1-D 7

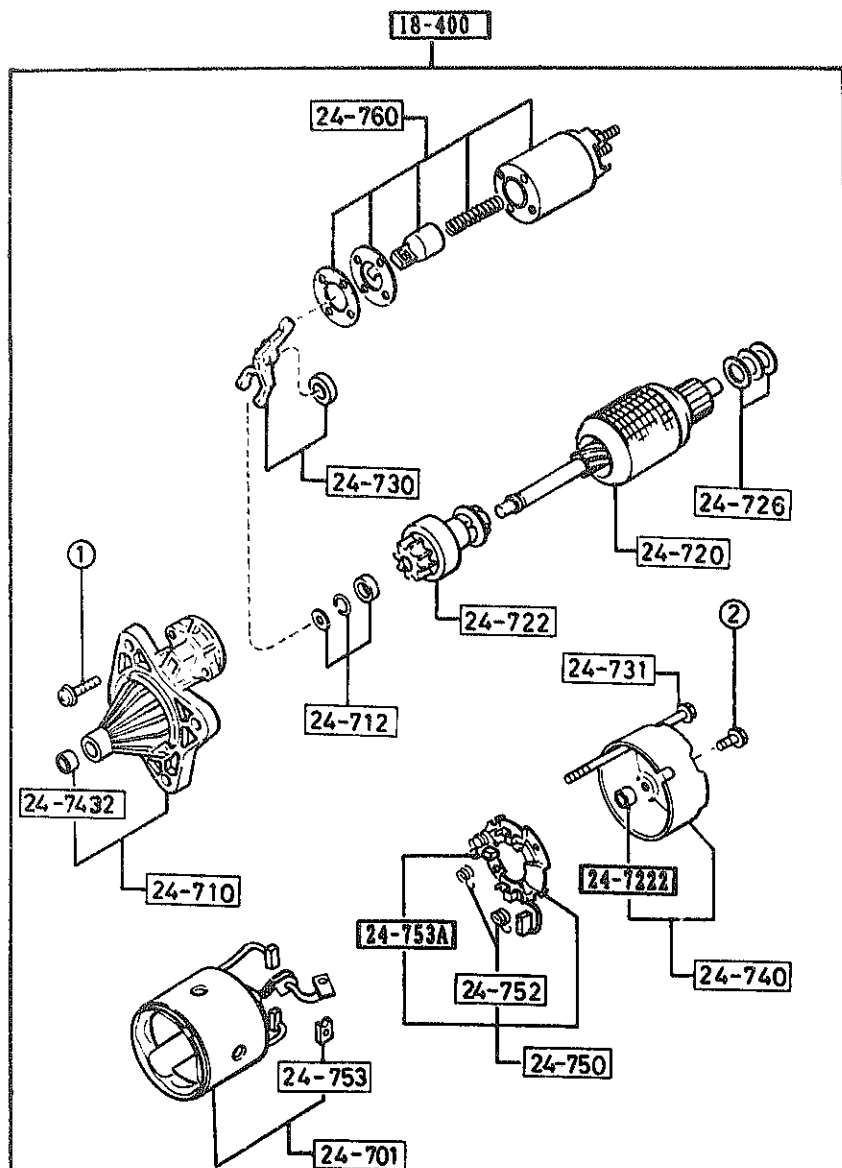


19-
19-

(BU
(BU
(DB4

(REF

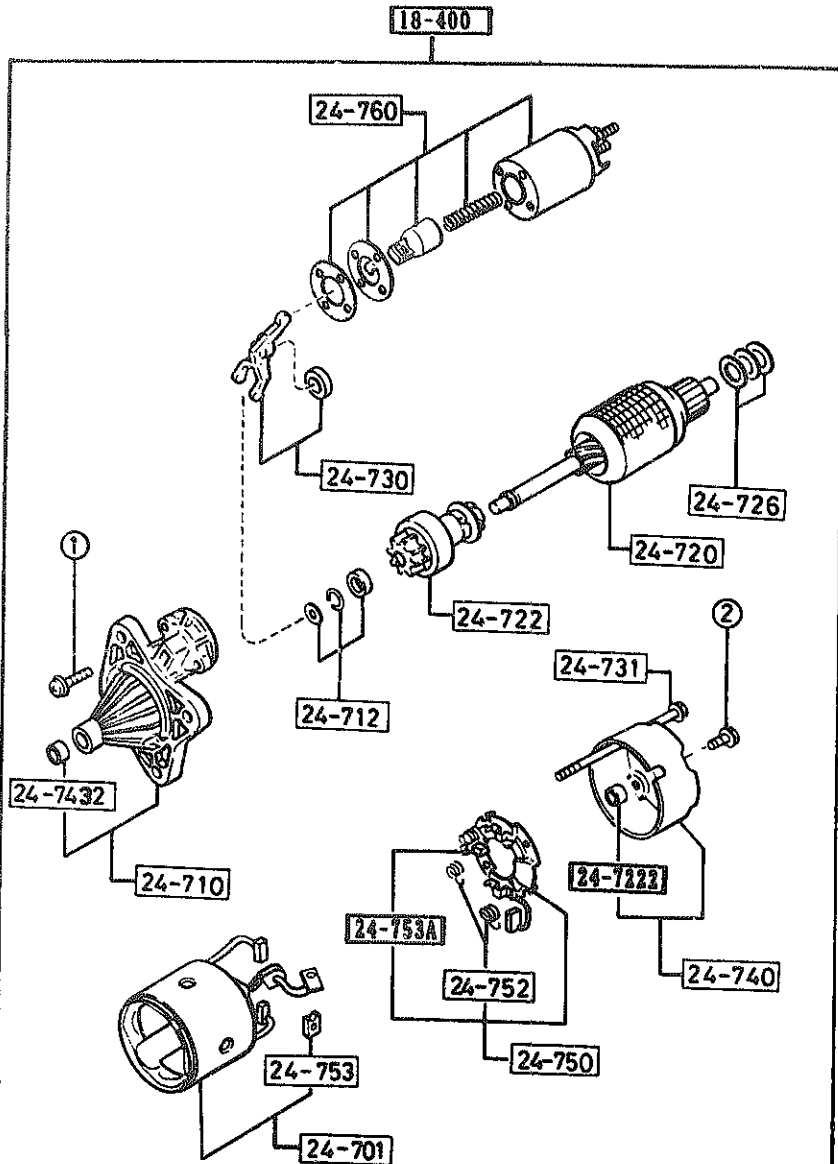
NO
THE D-
FIGURE



NOTE
 ① ... ② ⇨ 24-725
 THE D-CODE OF 24-725 CONSISTS OF
 FIGURE NUMBERS ① THROUGH ②.

PART NO.	QTY	MODEL/RESTRICTION	MODEL/RESTRICTION	MODEL/RESTRICTION	FROM-TO
18-400		STARTER			
B61R-18-400 A (B61R-18-400A)	1	ASBESTOS			-9821
B61R-18-400A	1	NON ASBESTOS			9821-
24-701		YOKE			
B61R-18-X65	1				
24-710		BRACKET, FRONT			
B61R-18-X00	1				
24-712		STOPPER SET			
E356-18-X50	1				
24-720		ARMATURE			
F210-18-X60	1	ASBESTOS			-9821
B6S8-18-X60	1	NON ASBESTOS			9821-
24-722		CLUTCH, OVER RUNNING			
B630-18-X45	1				
24-7222		SLEEVE, BEARING-REAR			
E356-18-X81	1				
24-725		SCREW SET			
E356-18-X95	1				
24-726		WASHER SET			
E356-18-X92	1				
24-730		LEVER			
E356-18-X05	1				
24-731		BOLT SET			
B630-18-X90	2				
24-740		BRACKET, REAR			
E356-18-X60	1				

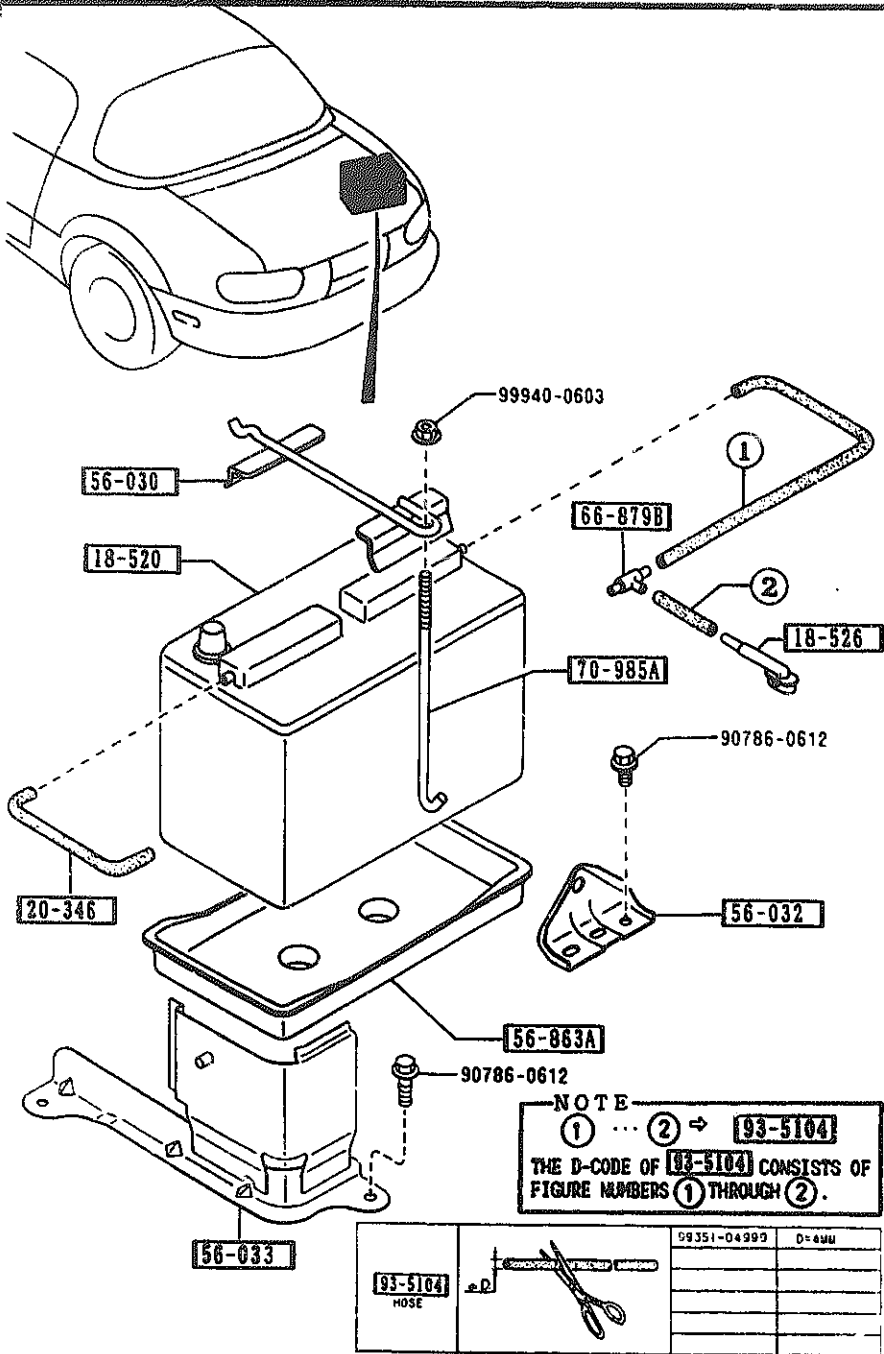
9821 NA35NH-129010



NOTE
 ① ... ② → 24-725
 THE D-CODE OF 24-725 CONSISTS OF
 FIGURE NUMBERS ① THROUGH ②.

PART NO.	QTY	MODEL/RESTRICTION	MODEL/RESTRICTION	MODEL/RESTRICTION	FROM-TO
24-7432		SLEEVE, BEARING-FRONT			
F210-18-X01	1				
24-750		HOLDER, BRUSH			
B61R-18-X70	1				
24-752		SPRING, BRUSH			
0222-24-752A	4				
24-753		BRUSH, YOKE			
B630-18-X66	2				
24-753A		BRUSH			
B660-18-X66	2				
24-760		SWITCH			
E356-18-X10	1				

1850 BATTERY

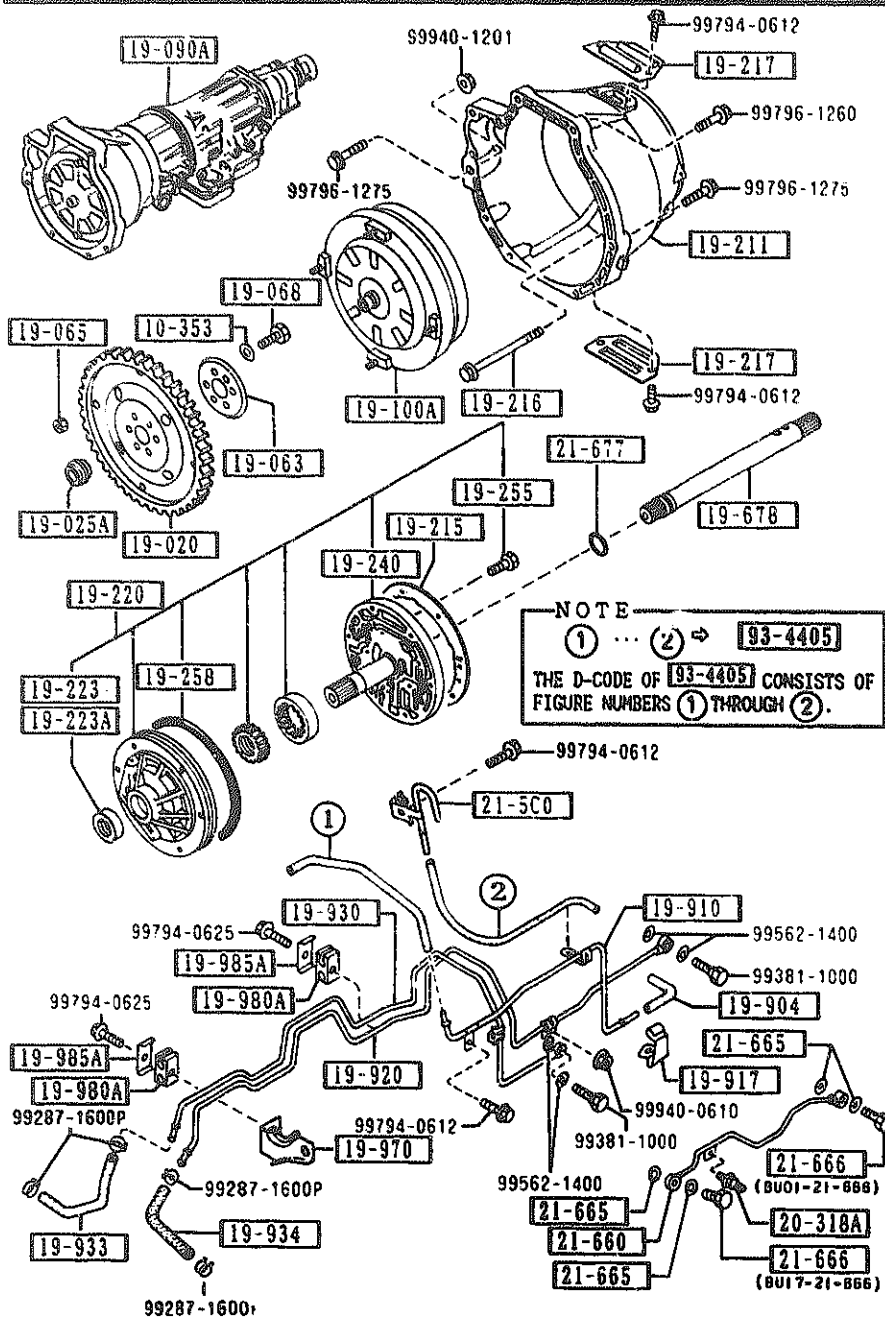


PART NO.	QTY	MODEL/RESTRICTION	MODEL/RESTRICTION	MODEL/RESTRICTION	FROM-TO
18-520		BATTERY			
B61R-18-520A AN(B61R-18-520B)	1	S46A24L(S) PANASONIC			-0201
B61R-18-520B	1	S46A24L(S) PANASONIC			0201-
18-526		CONNECTOR, TUBE-BATTERY			
B61P-18-526	1				
20-346		TUBE, VACUUM			
FE4J-20-346	1				-9901
B61P-18-524	1				9901-
56-030		CLAMP, BATTERY			
NA01-56-03XA	1				
56-032		BRACKET, BATTERY CLAMP			
NA01-56-032A	1	(W/STD. BATTERY)			
56-033		BRACKET, STOPPER-BATTERY			
NA01-56-033A	1	(W/STD. BATTERY)			
56-863A		TRAY, BATTERY			
B095-56-032	1				
66-879B		JOINT			
0813-66-879	1				
70-985A		BOLT, CLAMP			
0259-54-292A	1				
93-5104		HOSE			
99351-04999	1				
9901		NA35MM-119257			
0201		NA35MM-137180			

CAT. AUNAO1-07

1992-02

1910 TORQUE CONVERTER, OIL PUMP & PIPINGS (AUTOMATIC)



1910 -1 TORQUE CONVERTER, OIL PUMP & PIPINGS (AUTOMATIC)

PART NO.	QTY	MODEL/RESTRICTION	MODEL/RESTRICTION	MODEL/RESTRICTION	FROM-TO
10-353		WASHER, PLAIN			
0290-10-353	6				
19-020		PLATE, DRIVE			
BU55-19-020	1				
19-025A		ADAPTER, DRIVE PLATE			
FU60-19-025	1				
19-063		PLATE, BACKING			
FT31-19-063	1				
19-065		NUT			
FU51-19-065	4				
19-068		BOLT, LOCK			
FT31-19-068	6				
19-090A		T/MISSION CPT.			
BUY2-19-090	1				
AN(BUY2-19-090A)					
BUY2-19-090A	1				
19-100A		CONVERTER, TORQUE			
BU55-19-100	1				
19-211		HOUSING, CONVERTER			
BU55-19-211	1				
19-215		GASKET, OIL PUMP			
BU01-19-215	1	ASBESTOS			
19-216		BOLT			
BU01-19-216	6				
19-217		COVER, BLIND			
BU55-19-217	2				
19-220		PUMP, OIL			
BU55-19-220	1				
0301 NA35MR-161901					

-0301
0301-

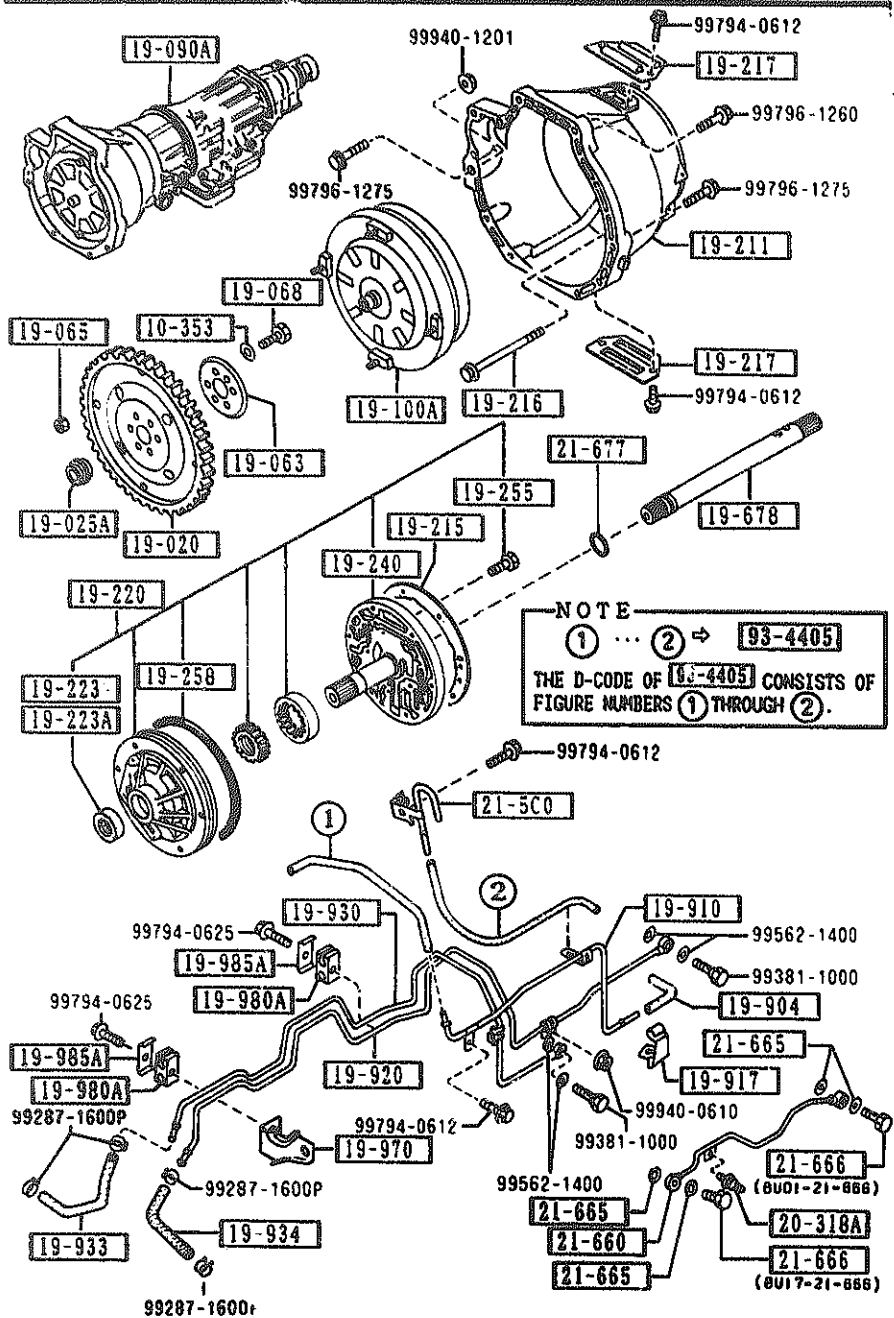
AURAO1

CAT. AURAO1-07

1992-02

1-H-7

1910 TORQUE CONVERTER,OIL PUMP & PIPINGS (AUTOMATIC)



NOTE
 ① ... ② → [93-4405]
 THE D-CODE OF [93-4405] CONSISTS OF
 FIGURE NUMBERS ① THROUGH ②.

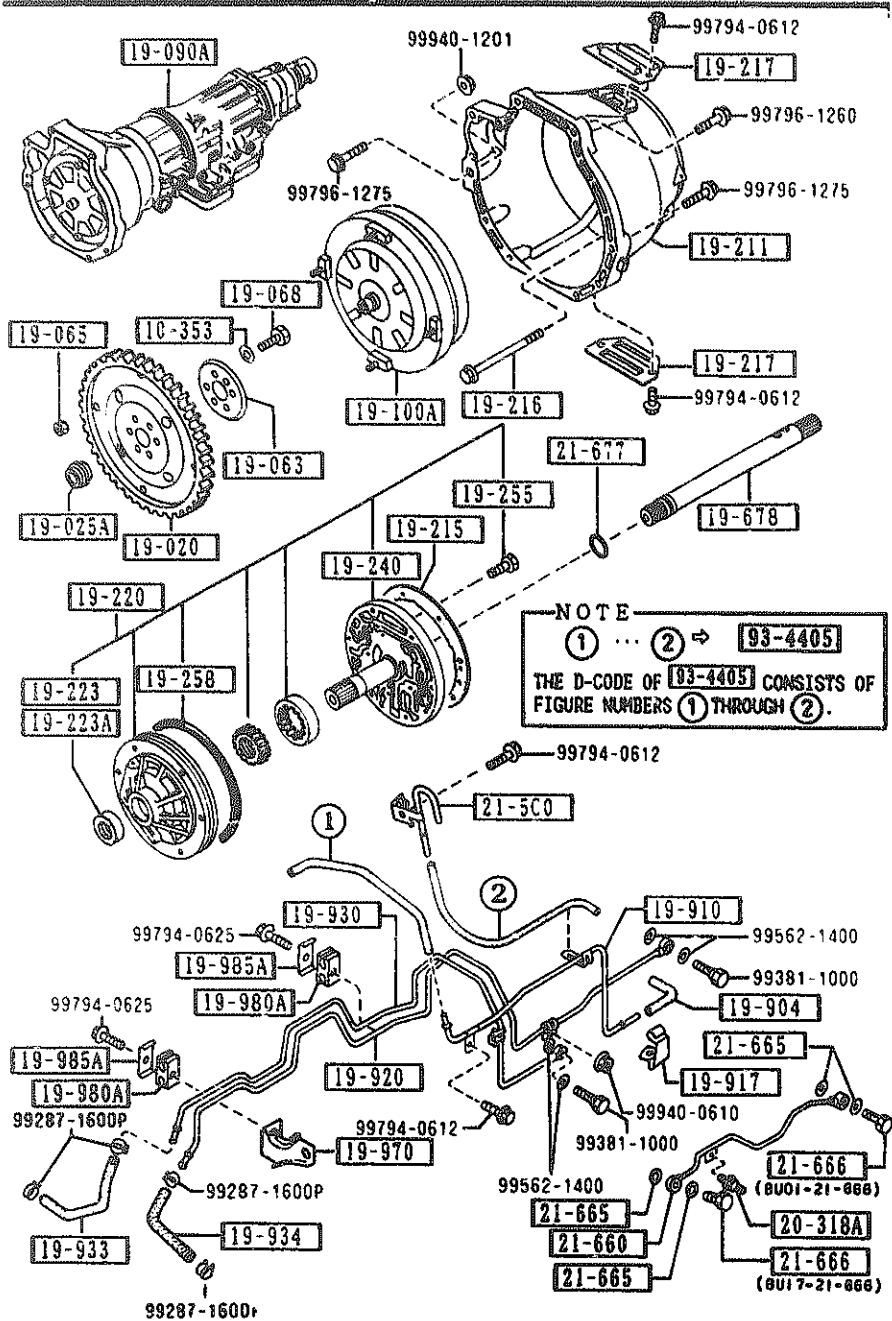
PART NO.	QTY	MODEL/RESTRICTION	MODEL/RESTRICTION	MODEL/RESTRICTION	FROM-TO
[19-223]		SEAL,OIL			
BU55-19-223	1				
[19-223A]		SEAL,OIL			
0338-19-223A	1				
[19-240]		COVER,OIL PUMP			
BU55-19-240	1				
[19-255]		BOLT			
0338-19-255	5				
[19-258]		SEAL,CUT RING			
0338-19-258	1				
[19-678]		SHAFT, INPUT			
BU55-21-67E	1				
[19-904]		HOSE,VACUUM			
0338-19-904A	1				
[19-910]		PIPE,VACUUM			
BU55-19-910A	1				
[19-917]		CLIP			
BU17-19-917	1				
[19-920]		PIPE,OIL			
BU55-19-920B A (BU55-19-920C)	1				-0221
BU55-19-920C	1				0221-
[19-930]		PIPE,OIL			
BU55-19-930B A (BU55-19-930C)	1				-0221
BU55-19-930C	1				0221-
[19-933]		HOSE,OIL			
BU55-19-933A	1				
[19-934]		HOSE,OIL			
0221 NAA5MM-140695					

AUWA01

CAT. AUNA01-07

1992-02

1910 TORQUE CONVERTER, OIL PUMP & PIPINGS (AUTOMATIC)

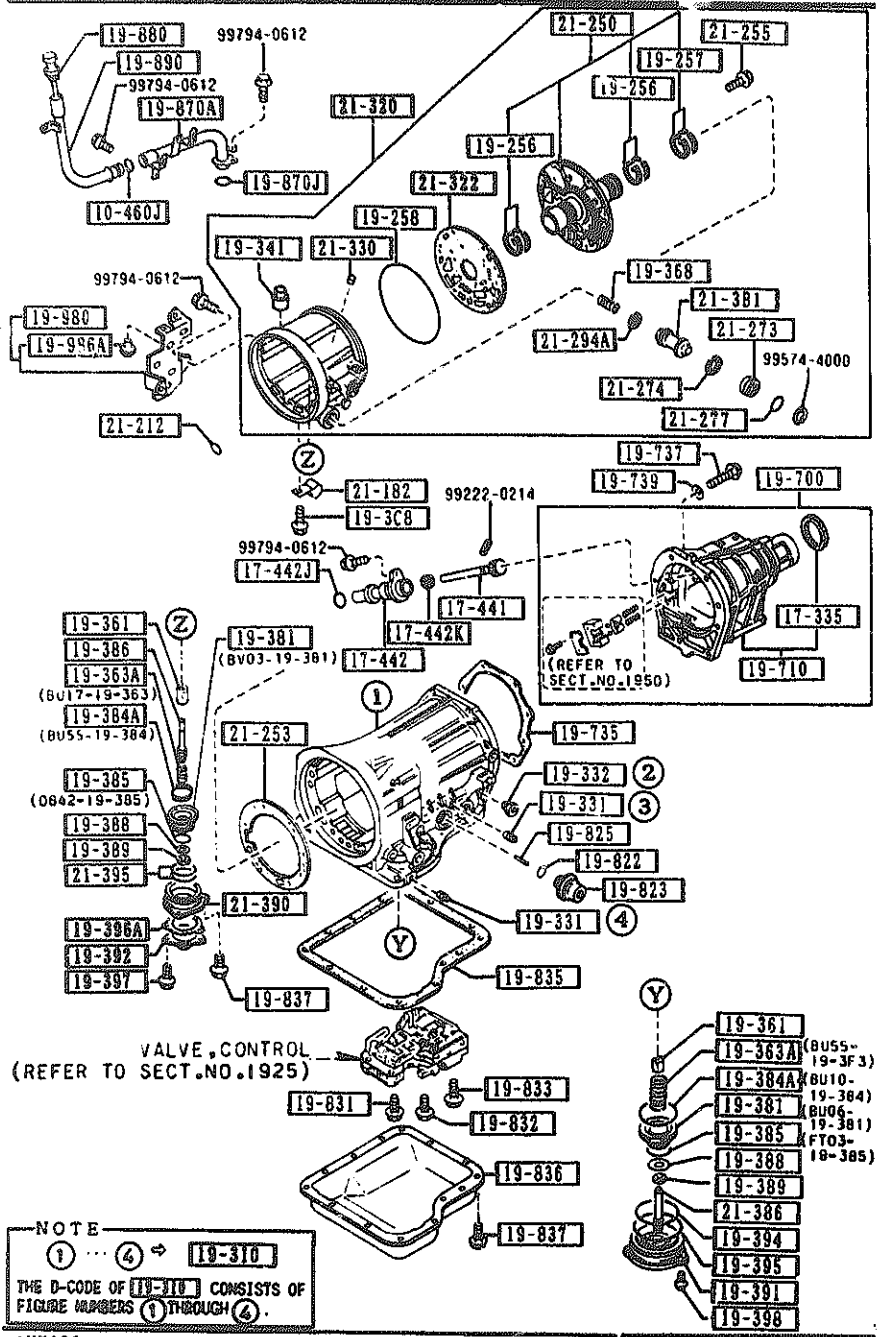


NOTE
 ① ... ② → 93-4405
 THE D-CODE OF 93-4405 CONSISTS OF
 FIGURE NUMBERS ① THROUGH ②.

PART NO.	QTY	MODEL/RESTRICTION	MODEL/RESTRICTION	MODEL/RESTRICTION	FROM TO
CONT'D BU55-19-934A	1				
19-970		BRACKET			
BU55-19-970A	1				
19-980A		SUPPORT, OIL PIPE			
BU29-19-980	2				
19-985A		CLIP, OIL PIPE			
BU29-19-985	2				
20-318A		BOLT			
BU27-19-838	1				
21-5C0		BREATHER			
BU55-21-5C0A	1				
21-660		TUBE, GOVERNOR			
BU55-21-660	1				
21-665		WASHER, SEAL			
BU01-21-665	4				
21-666		BOLT, CONNECTOR			
BU01-21-666	1				
BU17-21-666	1				
21-677		RING, 'O'			
BU01-21-677	1				
93-4405		HOSE			
99344-05150	1				

1920 TRANSMISSION CASE & MAIN CONTROL SYSTEM (AUTOMATIC)

1920 -1 TRANSMISSION CASE & MAIN CONTROL SYSTEM (AUTOMATIC)



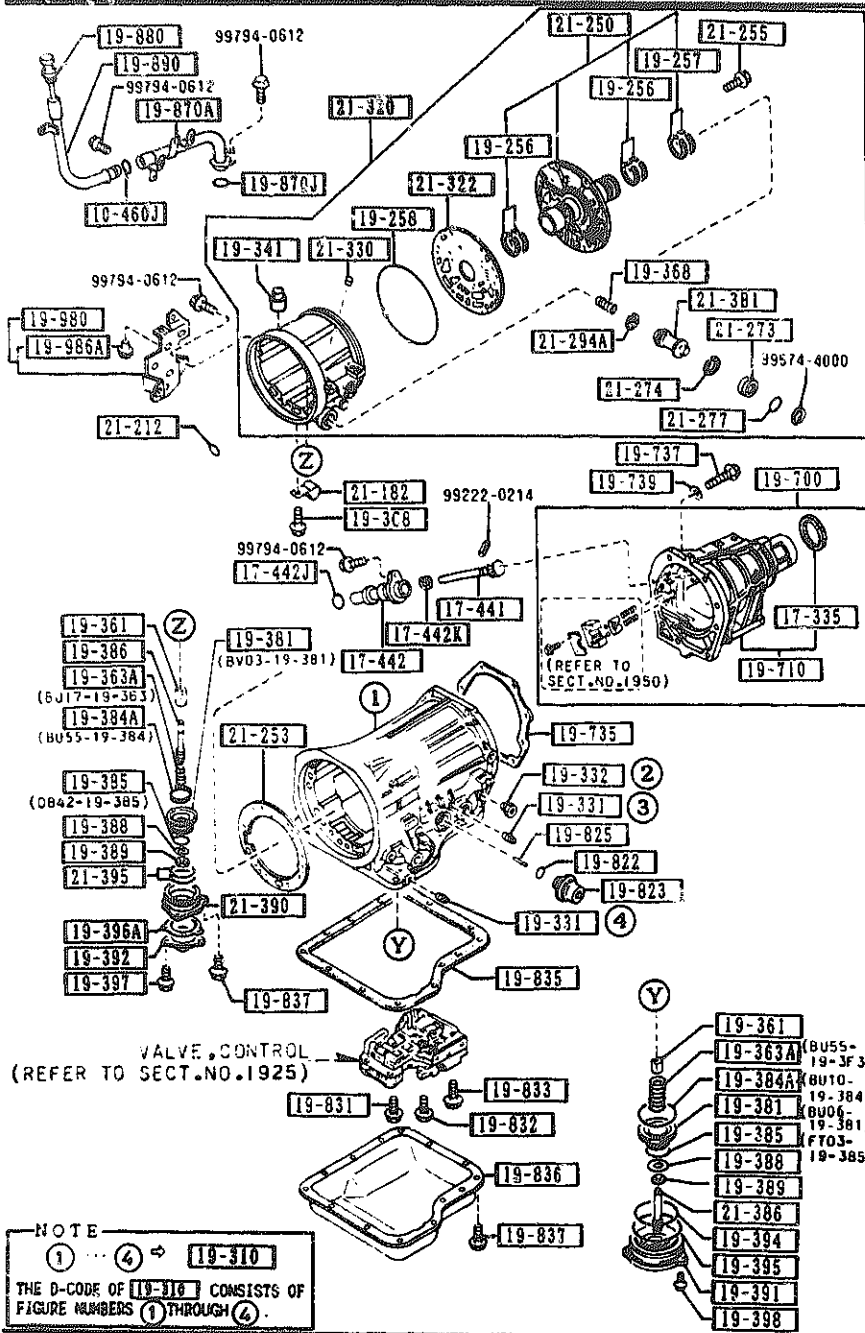
PART NO.	QTY	MODEL/RESTRICTION	MODEL/RESTRICTION	MODEL/RESTRICTION	FROM-TO
10-460J		RING, 'O'			
99541-01201	1				
17-335		SEAL, OIL			
M507-17-335	1				
17-441		GEAR, DRIVEN			
BU55-17-441	1				
17-442		SLEEVE, SPEEDOMETER			
BU55-17-442	1				
17-442J		RING, 'O'			
1011-17-443	1				
17-442K		SEAL, OIL			
99586-08166	1				
19-256		RING, SEAL			
BU01-19-256	4				
19-257		RING, SEAL			
BU61-19-257	2				
19-258		SEAL, CUT RING			
0338-19-258	1				
19-3C8		BOLT, BUFFLE PLATE			
BU55-19-3C8	1				
19-310		CASE, TRANSMISSION			
BU55-19-310A	1				
19-331		PLUG, SQUARE HEAD			
BV11-19-3C4	2				
19-332		CONNECTOR, STRAIGHT			
BU01-19-332A	1				
19-341		BOLT, ANCHOR END			
0338-19-341	1				

CAT. AUNA01-07

1992-02

1-K 7

1920 TRANSMISSION CASE & MAIN CONTROL SYSTEM (AUTOMATIC)



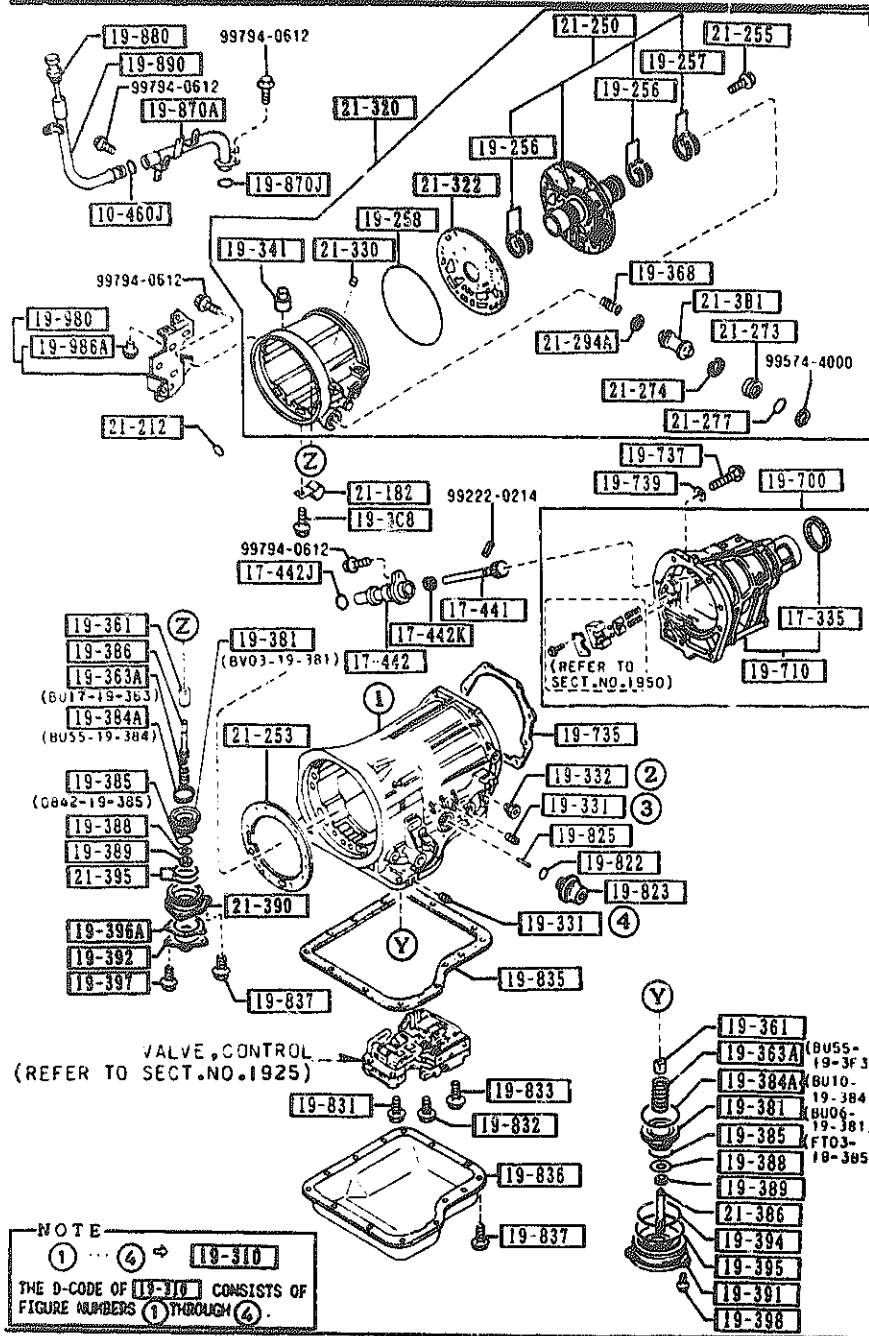
PART NO.	QTY	MODEL/RESTRICTION	MODEL/RESTRICTION	MODEL/RESTRICTION	FROM TO
19-361		STRUT, BAND			
0338-19-361B	2				
19-363A		SPRING, PISTON RETURN			
BU55-19-3F3	1				
BU17-19-363	1				
19-368		SPRING, CUSHION-PISTON STEM			
BU20-19-368	1				
19-381		PISTON, BAND SERVO			
BU06-19-381	1				
BV03-19-381	1				
19-384A		SEAL, PISTON			
BU10-19-384	1				
BU55-19-384	1				
19-385		SEAL, PISTON			
FT03-19-385	1				
			D=4MM		
0842-19-385	1				
			D=36MM		
19-386		STEM, PISTON			
0338-19-386A	1				
19-388		WASHER, PLAIN			
0338-19-388A	2				
19-389		NUT			
0338-19-389	2				
19-391		RETAINER, SERVO			
BU06-19-391	1				
19-392		COVER, SERVO			
1758-19-392A	1				
19-394		SEAL, LATHE CUT			
0842-19-394	1				

CAT. AUNA01-07

1992-02

1-L 7

1920 TRANSMISSION CASE & MAIN CONTROL SYSTEM (AUTOMATIC)



PART NO.	QTY	MODEL/RESTRICTION	MODEL/RESTRICTION	MODEL/RESTRICTION	FROM TO
19-395		RING, 'O'			
0338-19-395	1				
19-396A		GASKET			
1758-19-394A	1	ASBESTOS			
19-397		BOLT			
1758-19-397	3				
19-398		BOLT			
0338-19-398	3				
19-700		HOUSING, EXTENSION			
BUY2-19-7A0	1				
19-710		HOUSING, EXTENSION			
BU55-19-710	1				
19-735		GASKET, EXTENSION			
0338-19-735	1	ASBESTOS			
19-737		BOLT			
0338-19-737	8				
19-739		WASHER, PLAIN			
0338-19-739	8				
19-822		SEAL, 'O' RING			
0338-19-822	2				
19-823		DIAPHRAGM, VACUUM			
BU55-19-823	1				
19-825		ROD, DIAPHRAGM			
BU55-19-825	1	L=29.75MM			
0338-19-825	1	L=30MM			
0338-19-826	1	L=31MM			

NOTE
 ① ... ④ → 19-310
 THE D-CODE OF 19-310 CONSISTS OF FIGURE NUMBERS ① THROUGH ④.

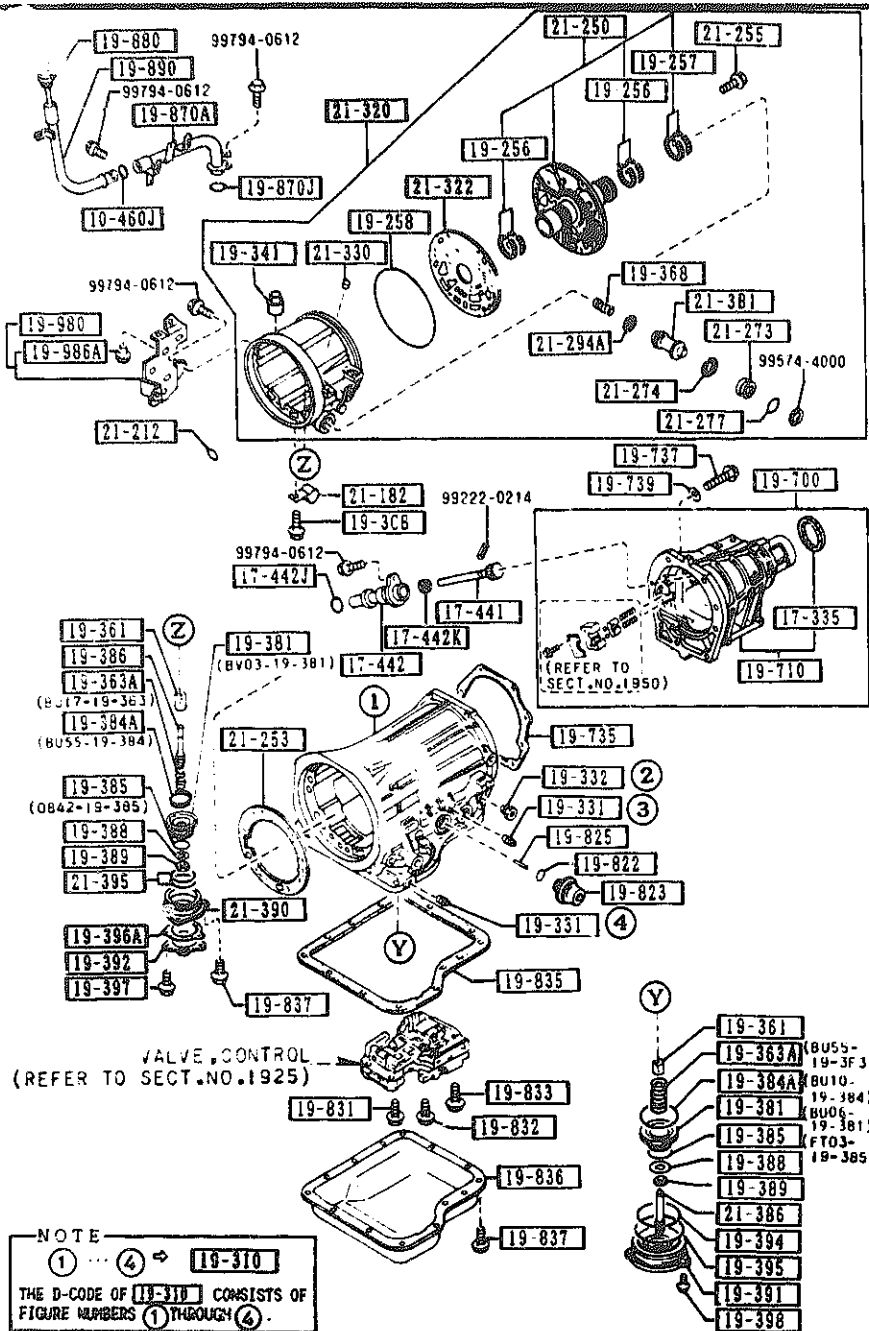
AUNA01

CAT. AUNA01-07

1992-02

1-M 7

1920 TRANSMISSION CASE & MAIN CONTROL SYSTEM (AUTOMATIC)



PAR' NO.	QTY	MODEL/RESTRICTION	MODEL/RESTRICTION	MODEL/RESTRICTION	FROM-TO
CONT'D					
0338-19-827	1	L=30.5MM			
0338-19-828	1	L=29MM			
0338-19-829	1	L=29.5MM			
19-831		BOLT, CONTROL VALVE			
0338-19-831	2				
19-832		BOLT, CONTROL VALVE			
0330-19-832	2				
19-833		BOLT, CONTROL VALVE			
0338-19-833	3				
19-835		GASKET, OIL PAN			
0338-19-835B	1	ASBESTOS			
19-836		PAN, OIL			
0338-19-836A	1				
19-837		BOLT, OIL PAN			
0338-19-837	17				
19-870A		TUBE, FILLER			
BU55-19-870	1				
19-870J		RING, 'O'			
99541-01601	1				
19-880		GAUGE, OIL LEVEL			
BU17-19-880B	1				
19-890		TUBE, OIL FILTER-UPPER			
BU55-19-890	1				
19-980		BRACKET			
BU55-19-980A	1				
19-986A		BUSH, RUBBER			

NOTE
 ① ... ④ → 19-310
 THE D-CODE OF 19-310 CONSISTS OF FIGURE NUMBERS ① THROUGH ④.

AUNA01

CAT. AUNA01-07

1992-02

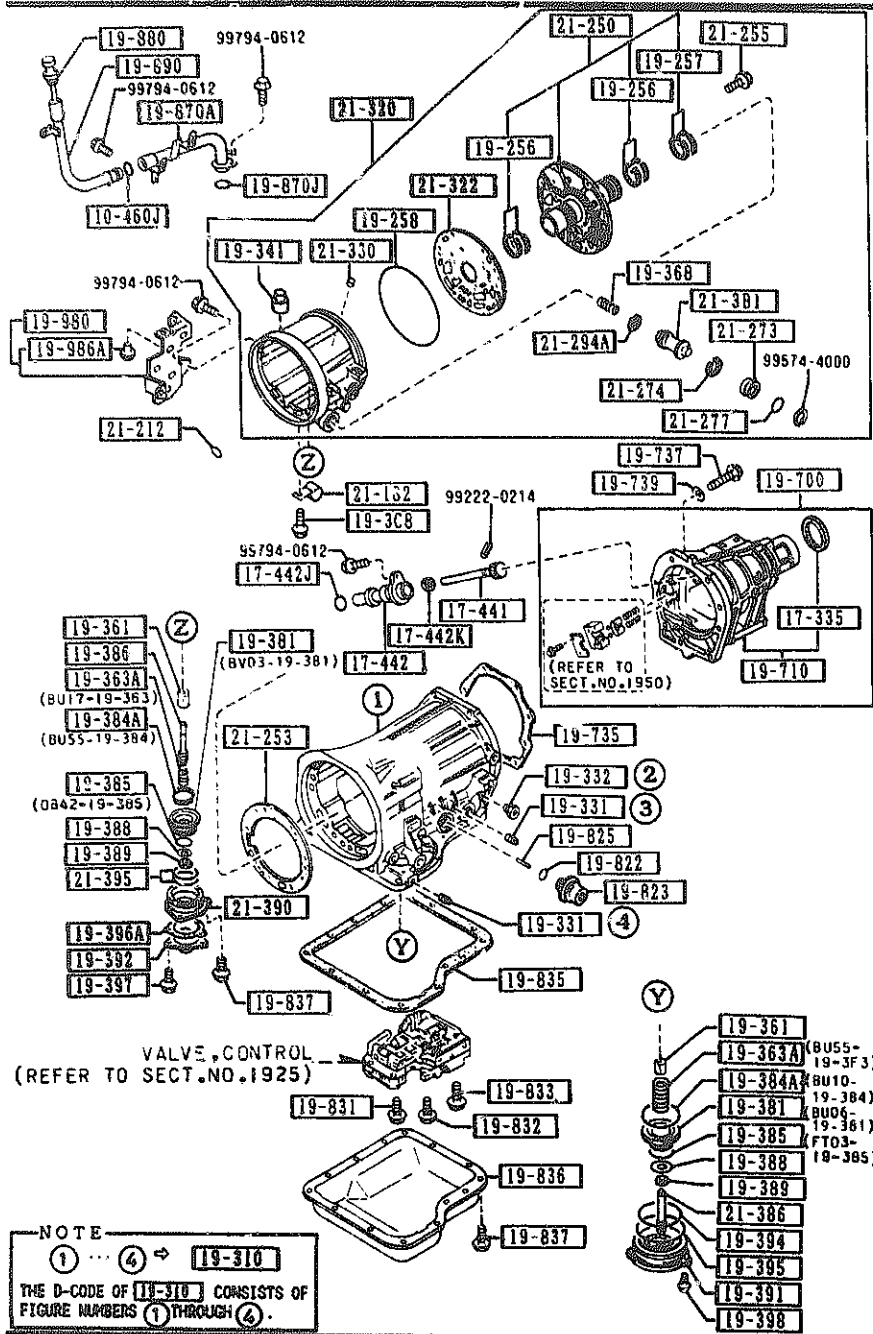
1-N 7

SECTION NAME INDEX (ENGINE)

LO.NO	SEC.NO	SECTION NAME	LO.NO	SEC.NO	SECTION NAME	LO.NO	SEC.NO	SECTION NAME
1-C03	1000	SHORT ENGINE & GASKET SETS						
1-D03	1010	CYLINDER HEAD & COVER						
1-G03	1030	CYLINDER BLOCK						
1-J03	1040	OIL PAN & TIMING COVER						
1-K03	1100	PISTON, CRANKSHAFT & FLYWHEEL						
1-N03	1200	VALVE SYSTEM						
1-D04	1300	INLET MANIFOLD						
1-E04	1310	EXHAUST MANIFOLD						
1-F04	1320	FUEL SYSTEM						
1-H04	1325	FUEL DISTRIBUTOR						
1-I04	1330	AIR CLEANER						
1-K04	1364	THROTTLE BODY						
1-L04	1370	EMISSION CONTROL SYSTEM (INLET SIDE)						
1-M04	1399	CAP & HOSE CLIP (INLET & EXHAUST SIDE)						
1-N04	1400	OIL PUMP & FILTER						
1-C05	1500	COOLING SYSTEM						
1-G05	1580	BRACKET, PULLEY & BELT						
1-C06	1600	CLUTCH DISC & COVER (MANUAL)						
1-D06	1700	TRANSMISSION CASE (MANUAL)						
1-E06	1710	TRANSMISSION GEARS (MANUAL)						
1-J06	1720	CHANGE CONTROL SYSTEM (MANUAL)						
1-M06	1800	ENGINE ELECTRICAL SYSTEM						
1-C07	1830	ALTERNATOR						
1-E07	1840	STARTER						
1-G07	1850	BATTERY						
1-H07	1910	TORQUE CONVERTER, OIL PUMP & PIPINGS (AUTOMATIC)						
1-K07	1920	TRANSMISSION CASE & MAIN CONTROL SYSTEM (AUTOMATIC)						
1-E08	1925	CONTROL VALVE (AUTOMATIC)						
1-I08	1930	CLUTCHES & PLANETARY GEARS (AUTOMATIC)						
1-D09	1940	GOVERNOR, LOW & REVERSE PISTON (AUTOMATIC)						
1-G09	1950	MANUAL LINKAGE SYSTEM (AUTOMATIC)						
1-I09	1960	GASKET & SEAL KIT (AUTOMATIC)						



1920 TRANSMISSION CASE & MAIN CONTROL SYSTEM (AUTOMATIC)



PART NO.	QTY	MODEL/RESTRICTION	MODEL/RESTRICTION	MODEL/RESTRICTION	FROM-TO
CONT'D					
BV01-19-986	1				
21-182		BRACKET			
BU55-21-182	1				
21-212		RING, 'O'			
BU01-21-212	2				
21-250		SUPPORT, DRUM			
BU55-21-250	1				
21-253		GASKET, DRUM SUPPORT			
BU01-21-253	1	ASBESTOS			
21-255		BOLT			
BU01-21-255	5				
21-273		PLUG, ACCUMULATOR			
BU01-21-273	1				
21-274		SEAL, 'O'RING			
BU01-21-274	1				
21-277		RING, 'O'			
BU01-21-277	1				
21-294A		RING, SEAL			
BU55-21-293	1				
21-381		PISTON, ACCUMULATOR			
BU55-21-381	1				
21-320		CASE, OVER DRIVE			
BU55-21-320	1				
21-322		GASKET, O/DRIVE CASE			
BU01-21-322	1				
21-330		VALVE, ONE WAY			
BV01-21-330	1				

NOTE
 1 ... 4 → 19-310
 THE D-CODE OF 19-310 CONSISTS OF
 FIGURE NUMBERS 1 THROUGH 4.

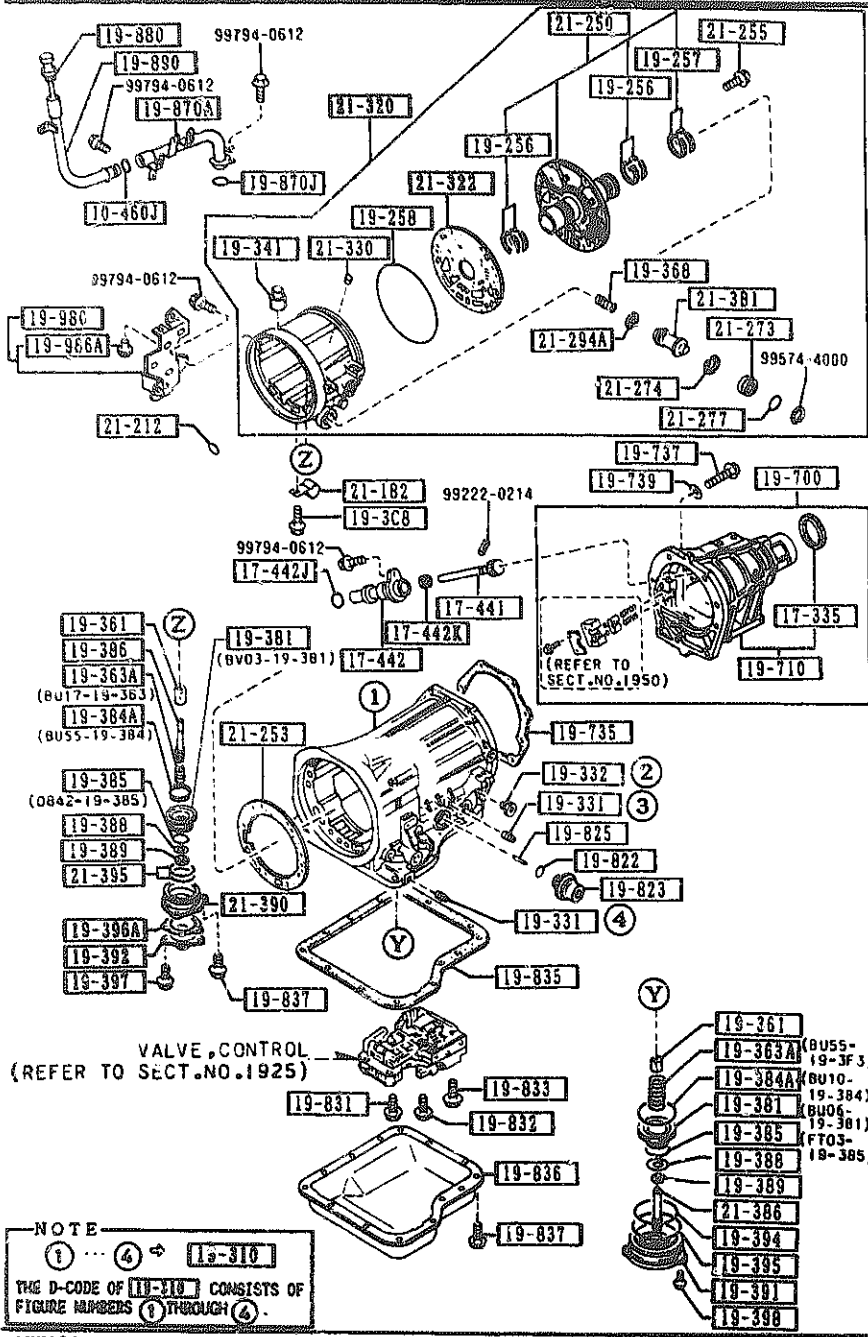
AUNA01

CAT. AUNA01-07

1992-02

1920 TRANSMISSION CASE & MAIN CONTROL SYSTEM (AUTOMATIC)

1920 -6 H TRANSMISSION CASE & MAIN CONTROL SYSTEM (AUTOMATIC)



PART NO.	QTY	MODEL/RESTRICTION	MODEL/RESTRICTION	MODEL/RESTRICTION	FROM-TO
21-386		STEM, PISTON BAND			
BU01-21-386	1				
21-390		SERVO, OVER DRIVE			
BU20-21-390	1				
21-395		RING, 'O'			
BU01-21-395	2				

NOTE
 ① ... ④ → 19-310
 THE D-CODE OF 19-310 CONSISTS OF
 FIGURE NUMBERS ① THROUGH ④.

AUWA01

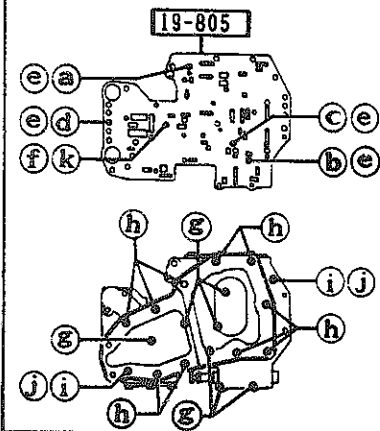
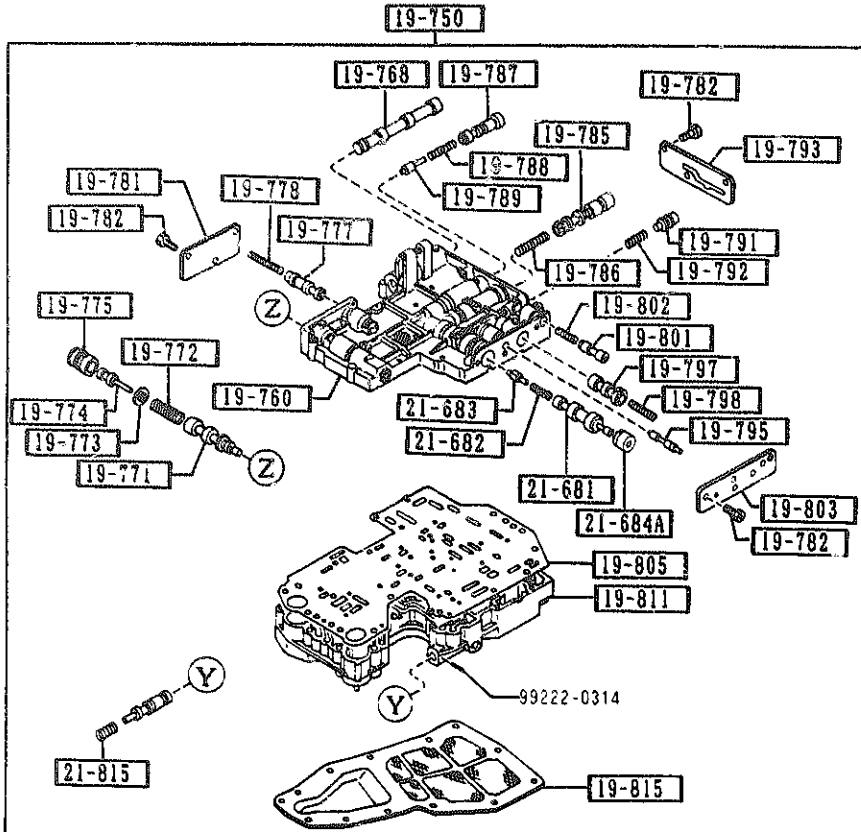
CAT. AUWA01-07

1992-02

1-D-8

1925 CONTROL VALVE (AUTOMATIC)

1925 -1 CONTROL VALVE (AUTOMATIC)



a		19-8A3	D=1.1MM
b		19-8B1	D=2.0MM
c		19-807	D=1.5MM (BU01-19-807)
d		19-807	D=1.8MM (BU17-19-807)
e		19-808	D=4.77MM, L=15.5MM
f		19-814	D=5.6MM, L=26.8MM
g		19-816	M5, L=25MM
h		19-817	M5, L=40MM
i		19-818	M6, L=57MM
j		19-819	
k		99611-2000	

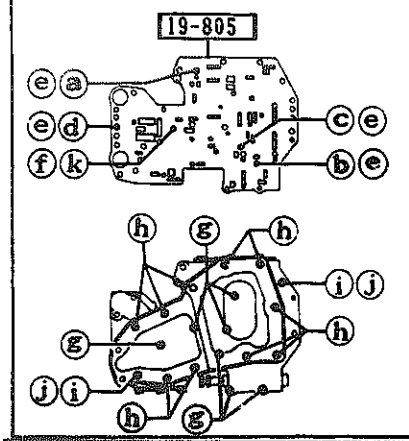
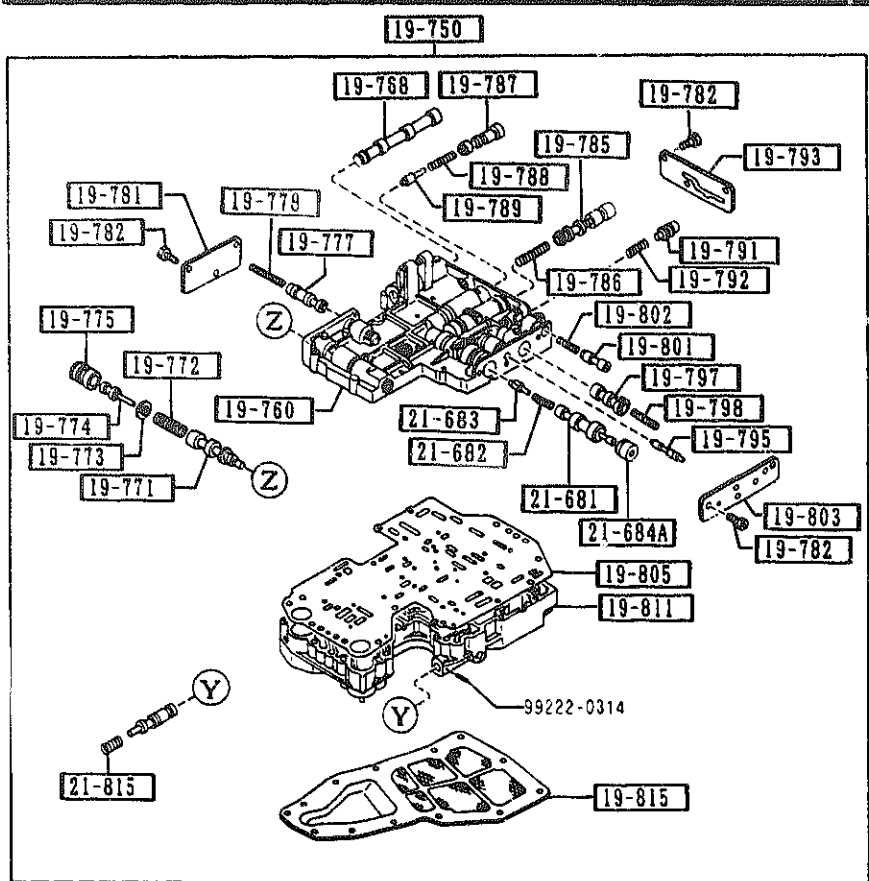
PART NO.	QTY	MODEL/RESTRICTION	MODEL/RESTRICTION	MODEL/RESTRICTION	FROM-TO
19-750		VALVE, CONTROL			
BU55-19-750	1				
19-760		BODY, CONTROL VALVE-U			
BU55-19-760	1				
19-768		VALVE, MANUAL			
0338-19-768	1				
19-771		VALVE, REGULATOR			
BU01-19-771	1				
19-772		SPRING, REGULATOR			
0338-19-772	1				
19-773		SEAT, REGULATOR SPRING			
0338-19-773	1				
19-774		PLUG, REGULATOR			
BU55-19-774	1				
19-775		SLEEVE, REGULATOR PLUG			
BU55-19-775	1				
19-777		VALVE, SECOND LOCK			
0338-19-777	1				
19-778		SPRING, SECOND LOCK			
0338-19-778	1				
19-781		PLATE, SIDE 'D'			
1758-19-781	1				
19-782		SCREW			
0338-19-782	9				
19-785		VALVE, 1-2 SHIFT			
BU55-19-785	1				
19-786		SPRING, 1-2 SHIFT			
BU55-19-786	1				

AUNA01

CAT. AUNA01-07

1992-02

1925 CONTROL VALVE (AUTOMATIC)



a		19-8A3	D=1.1MM
b		19-8B1	D=2.0MM
c		19-807	D=1.5MM (BU01-19-807)
d		19-807	D=1.8MM (BU17-19-807)
e		19-808	D=4.77MM, L=15.5MM
f		19-814	D=5.6MM, L=26.8MM
g		19-816	M5, L=25MM
h		19-817	M5, L=40MM
i		19-818	M6, L=57MM
j		19-819	
k		99611-2000	

PART NO.	QTY	MODEL/RESTRICTION	MODEL/RESTRICTION	MODEL/RESTRICTION	FROM-TO
19-787		VALVE, 2-3 SHIFT			
BU55-19-787	1				
19-788		SPRING, 2-3 SHIFT			
FT21-19-788	1				
19-789		PLUG, 2-3 SHIFT			
FT13-19-789	1				
19-791		VALVE, MODIFIER			
FT27-19-791A	1				
19-792		SPRING, MODIFIER			
FT37-19-792	1				
19-793		PLATE, SIDE 'A'			
0338-19-793A	1				
19-795		VALVE, THROTTLE			
0338-19-795B	1				
19-797		VALVE, THROTTLE BACK-UP			
0338-19-797	1				
19-798		SPRING, THROTTLE BACK-UP			
0338-19-798	1				
19-8A3		VALVE, ORIFICE CHECK			
BV01-19-8A3	1				
19-8B1		VALVE, ORIFICE CHECK			
BV01-19-8B1	1				
19-801		VALVE, DOWN SHIFT			
0338-19-801	1				
19-802		SPRING, DOWN SHIFT			
0338-19-802	1				
19-803		PLATE, SIDE 'B'			
BU01-19-803A	1				

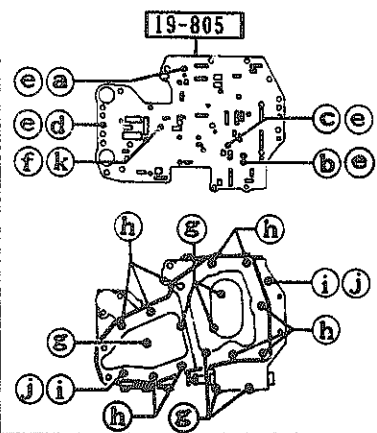
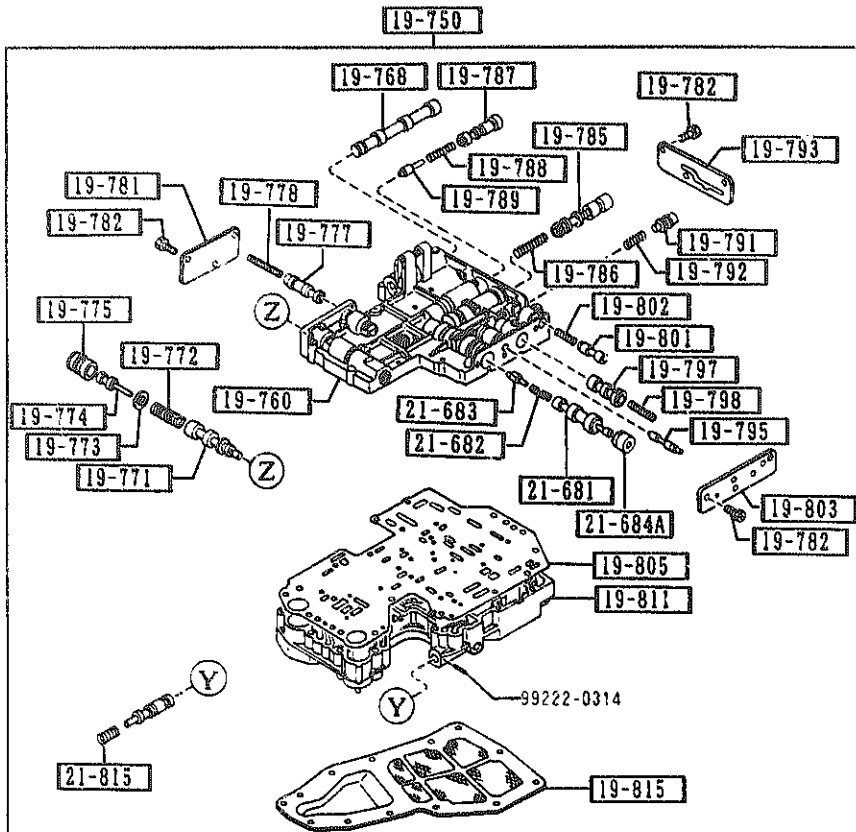
AURA01

CAT. AURA01-07

1992-02

1-F 8

1925 CONTROL VALVE (AUTOMATIC)



a	19-8A3	D=1.1MM
b	19-8B1	D=2.0MM
c	19-807	D=1.5MM (BU01-19-807)
d	19-807	D=1.8MM (BU17-19-807)
e	19-808	D=4.77MM, L=15.5MM
f	19-814	D=5.6MM, L=26.8MM
g	19-816	M5, L=25
h	19-817	M5, L=40
i	19-818	M6, L=57MM
j	19-819	
k	99611-2000	

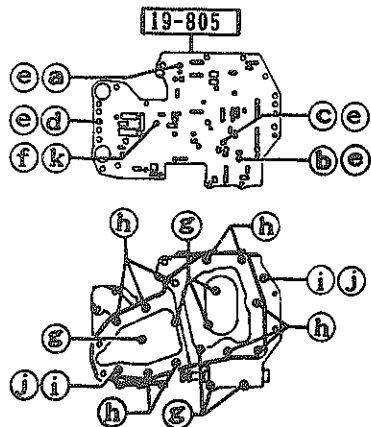
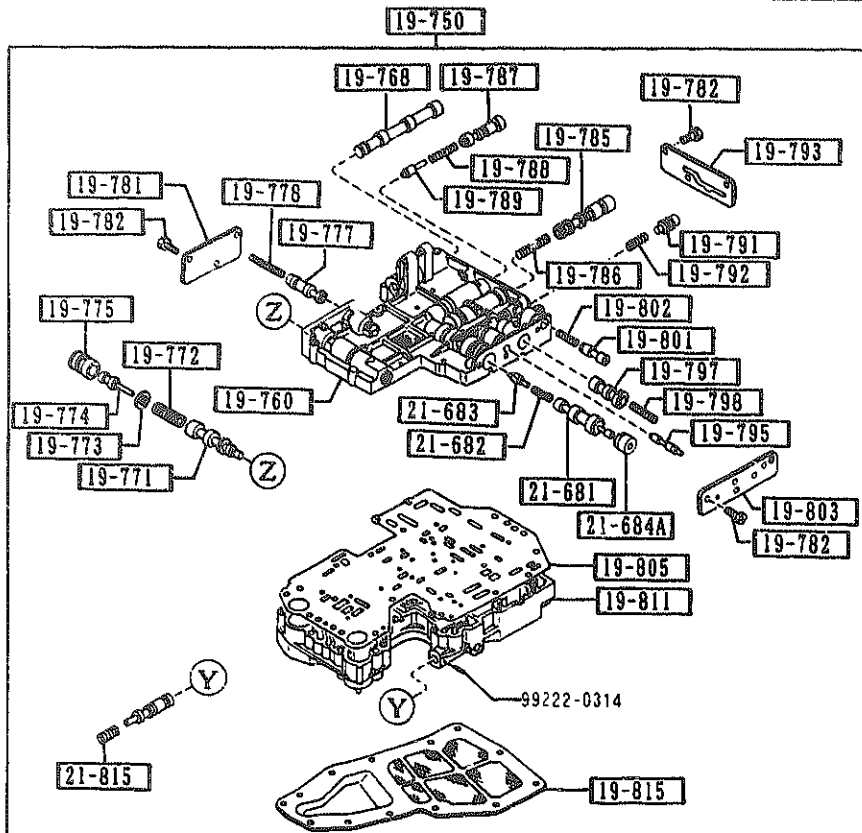
PART NO.	QTY	MODEL/RESTRICTION	MODEL/RESTRICTION	MODEL/RESTRICTION	FROM-TO
19-805		PLATE, SEPARATOR			
BU55-19-805	1				
19-807		VALVE, ORIFICE CHECK			
BU01-19-807	1				
BU17-19-807	1				
19-808		SPRING			
0338-19-808	4				
19-811		BODY, VALVE LWR			
BU10-19-811	1				
19-814		SPRING			
0338-19-814	1				
19-815		STRAINER, OIL			
BU01-19-815	1				
19-816		SCREW			
0338-19-816	7				
19-817		SCREW			
0338-19-817	10				
19-818		BOLT			
0338-19-818	2				
19-819		NUT			
0338-19-819	2				
21-681		VALVE, SHIFT 3-4			
BU35-21-681A	1				
21-682		SPRING, 3-4 SHIFT			
BU35-21-682	1				
21-683		PLUG, 3-4 SHIFT			
BU03-21-683A	1				

AUNA01

CAT. AUNA01-07

1992-02

1925 CONTROL VALVE (AUTOMATIC)

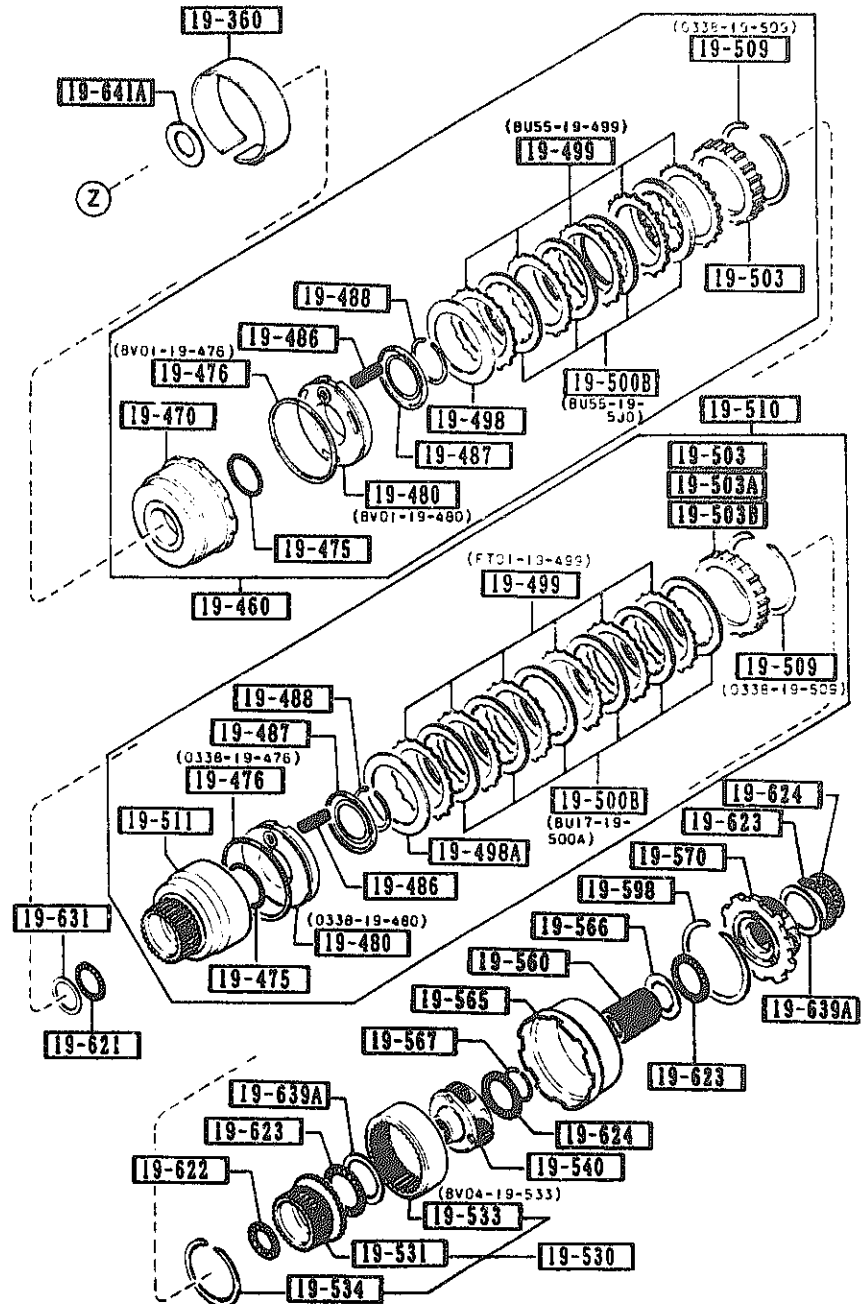
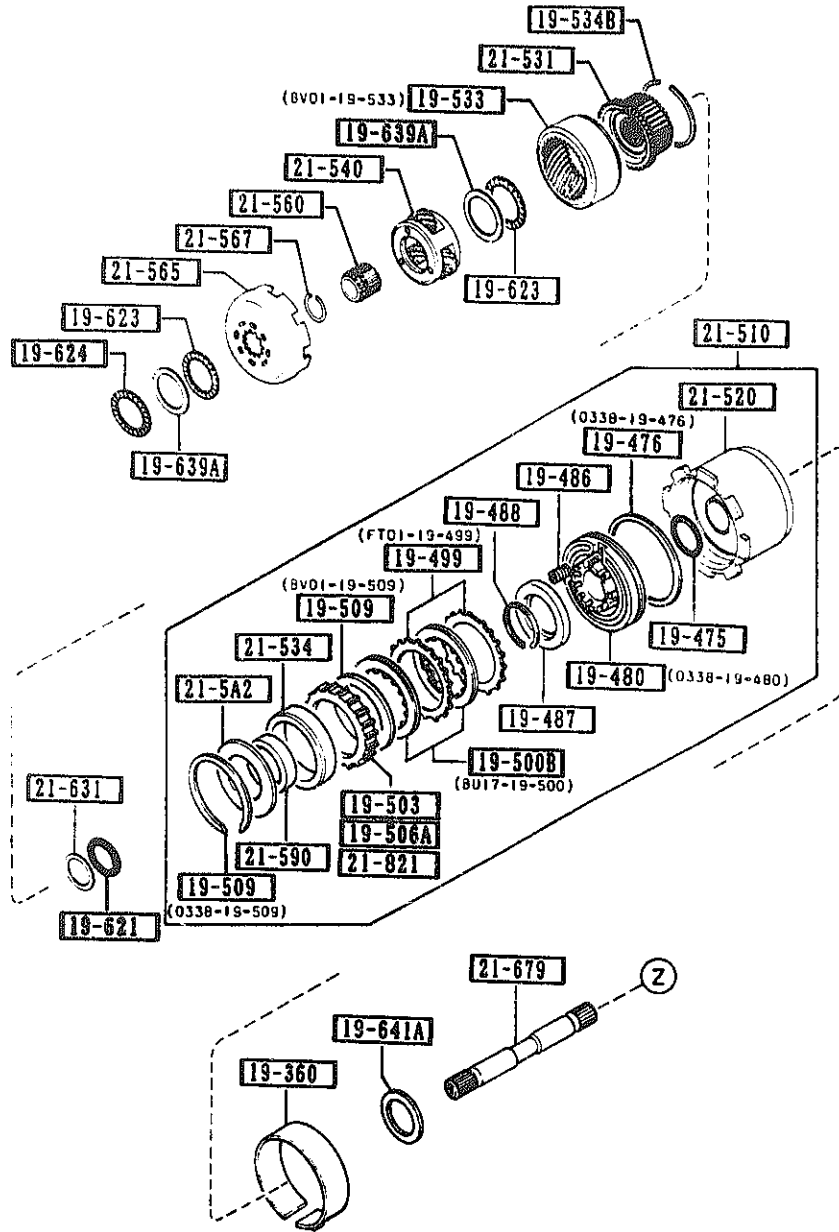


a		19-8A3	D=1.1MM
b		19-8B1	D=2.0MM
c		19-807	D=1.5MM (BU01-19-807)
d		19-807	D=1.8MM (BU17-19-807)
e		19-808	D=4.77MM, L=15.5MM
f		19-814	D=5.6MM, L=26.8MM
g		19-816	M5, L=25MM
h		19-817	M5, L=40MM
i		19-818	M6, L=57MM
j		19-819	
k		99611-2000	

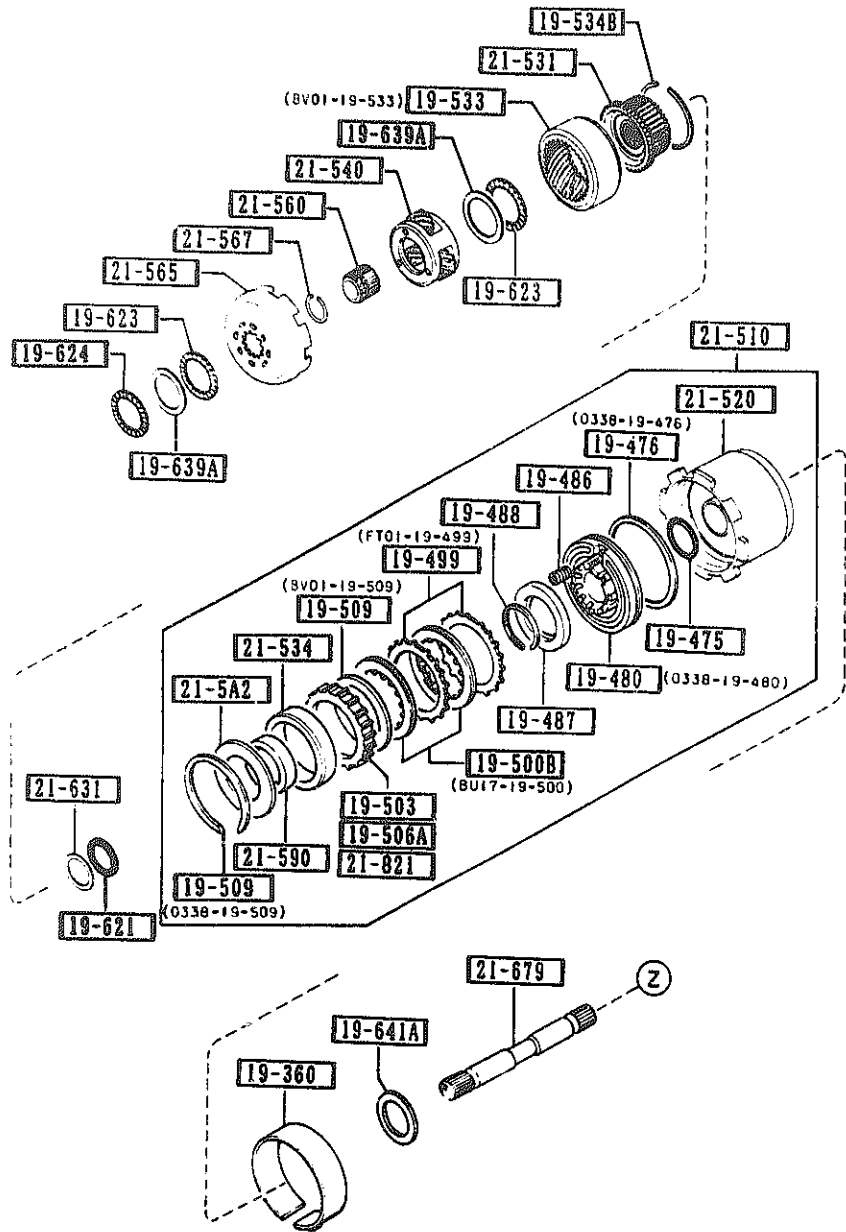
PART NO.	QTY	MODEL/RESTRICTION	MODEL/RESTRICTION	MODEL/RESTRICTION	FROM-TO
21-684A		SLEEVE, 3-4 SHIFT			
BU35-21-684	1				
21-815		SPRING, 3-2 TIMING			
BU17-21-815	1				

(THIS ILLUSTRATION CONSISTS OF 2 PAGES)

(THIS ILLUSTRATION CONSISTS OF 2 PAGES)

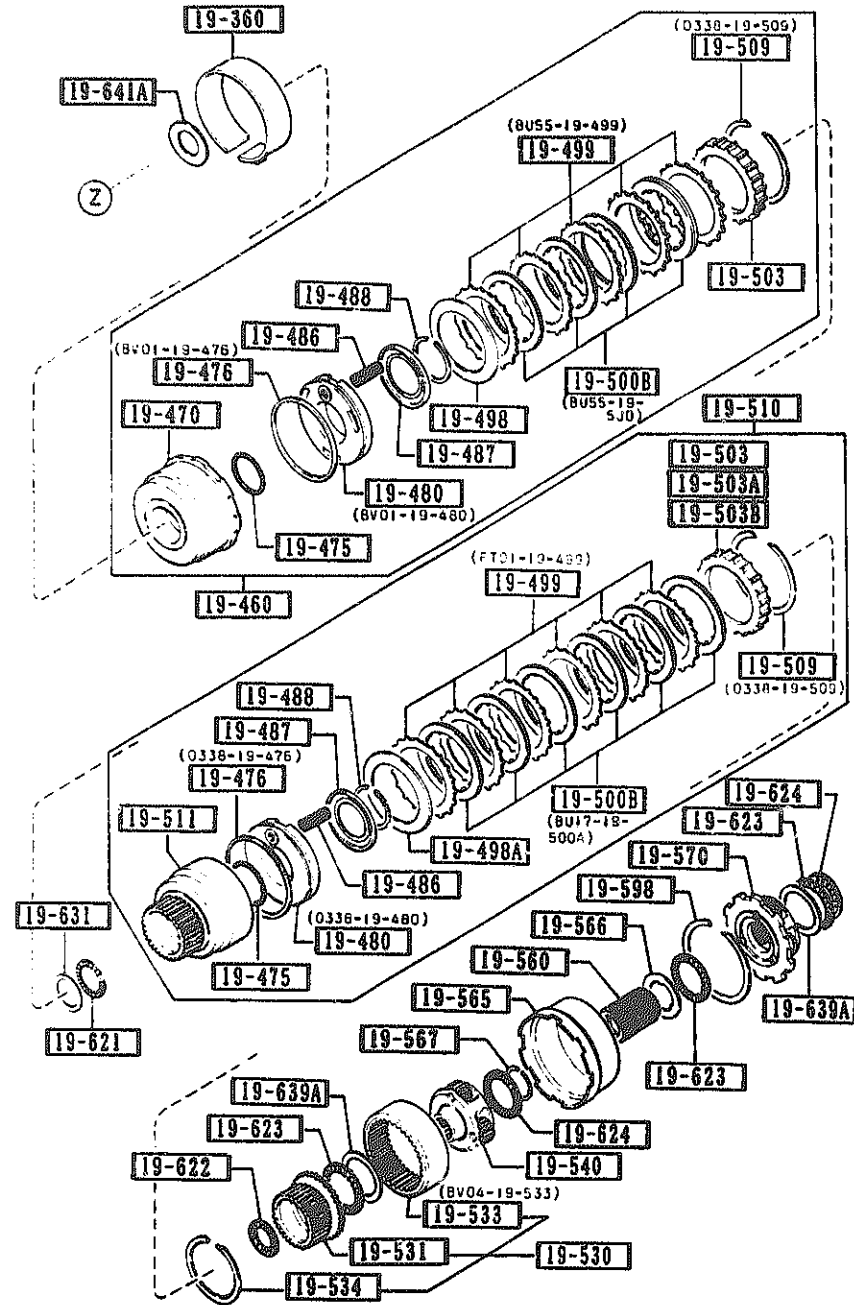


(THIS ILLUSTRATION CONSISTS OF 2 PAGES)



PART NO.	QTY	MODEL/RESTRICTION	MODEL/RESTRICTION	MODEL/RESTRICTION	FROM-TO
19-360		BAND, BRAKE			
0338-19-360B	2				
19-460		CLUTCH, FRONT			
BU55-19-460	1				
19-470		DRUM, CLUTCH			
BU55-19-470	1				
19-475		SEAL, 'O'RING			
0338-19-475	3				
19-476		SEAL, LATHE CUT			
BV01-19-476	1				
0338-19-476	2				
19-480		PISTON, CLUTCH			
BV01-19-480	1				
0338-19-480	2				
19-486		SPRING, PISTON RETURN			
0338-19-486	28				
19-487		RETAINER, SPRING			
0338-19-487	3				
19-488		RING, SNAP			
0338-19-488	3				
19-498		PLATE, DISHED			
0338-19-498	1				
19-498A		PLATE, DISHED			
BU17-19-498	1				
19-499		PLATE, DRIVEN			
BU55-19-499	5				
FT01-19-499	8				
19-500B		PLATE, DRIVEN			

(THIS ILLUSTRATION CONSISTS OF 2 PAGES)



AUNA01

PART NO.	QTY	MODEL/RESTRICTION	MODEL/RESTRICTION	MODEL/RESTRICTION	FROM-TO
CONT'D					
8U55-19-5J0	4				
8U17-19-500	8				
19-503		PLATE, RETAINING			
3959-19-503	1	T=5MM			
3959-19-504	1	T=5.2MM			
3959-19-505	1	T=5.4MM			
3959-19-506	2	T=5.6MM			
3959-19-507	2	T=5.8MM			
3959-19-508	2	T=6MM			
3959-19-509	3	T=6.2MM			
19-503A		PLATE, RETAINING			
1758-19-503	1	T=7.2MM			
1758-19-504	1	T=7.4MM			
1758-19-505	1	T=7.6MM			
19-503B		PLATE, RETAINING			
8V02-19-505	1	T=6.4MM			
8V02-19-506	1	T=6.6MM			
8V02-19-507	1	T=6.8MM			
8V02-19-508	1	T=7MM			
19-506A		PLATE, RETAINING			
8U05-21-528	1	T=7MM			
19-509		RING, SNAP			
8V01-19-509	1				
0338-19-509	3				

CAT. AUNA01-07

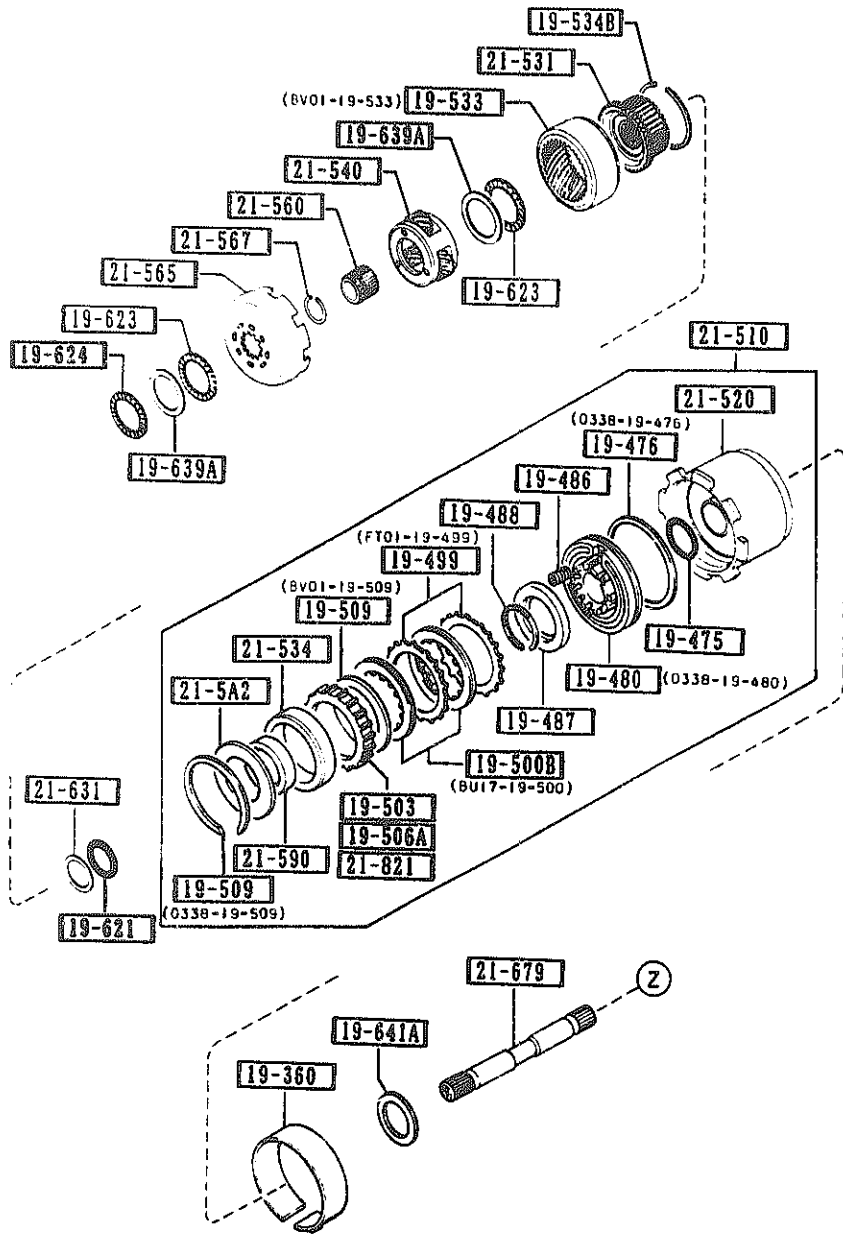
1992-02

1930 CLUTCHES & PLANETARY GEARS (AUTOMATIC)

(1/2)

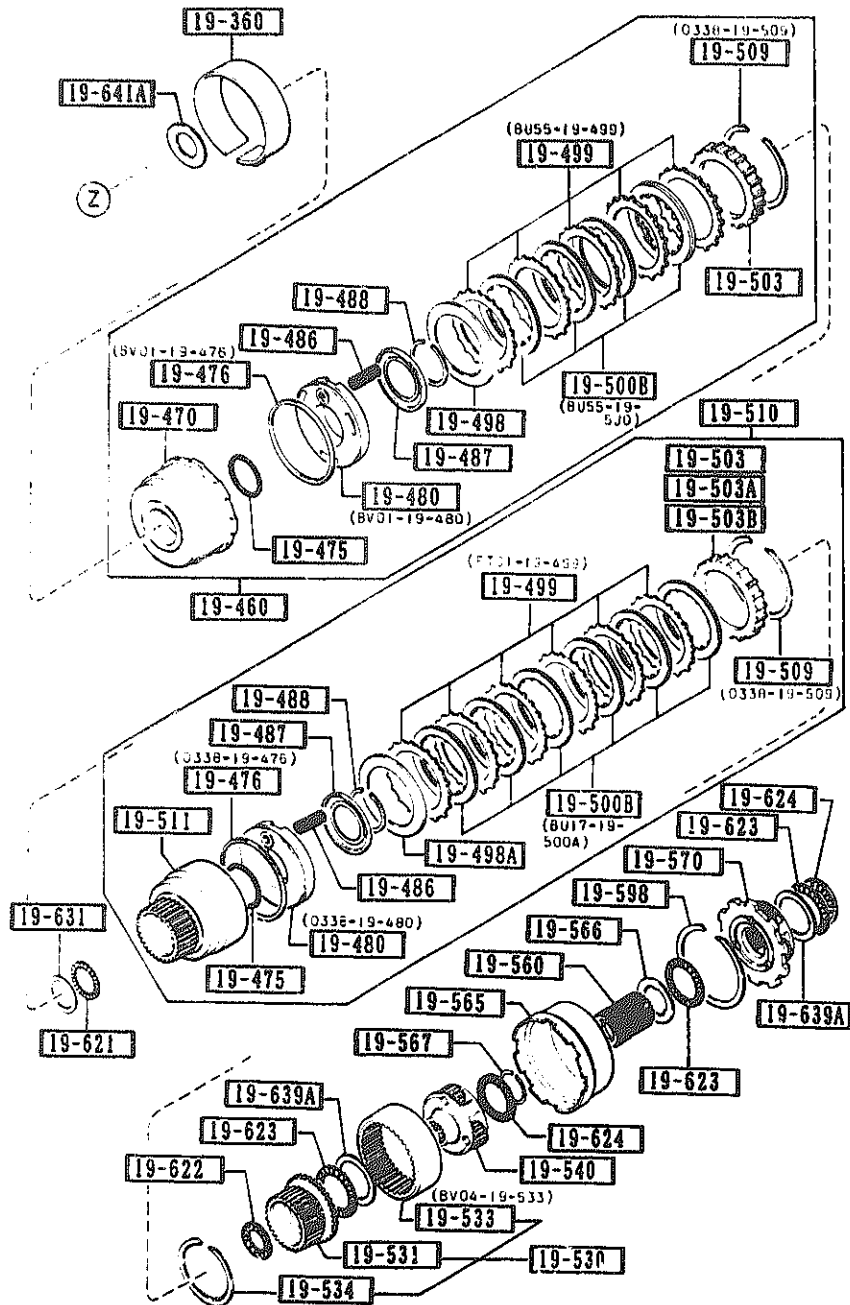
(THIS ILLUSTRATION CONSISTS OF 2 PAGES)

1930 -3 CLUTCHES & PLANETARY GEARS (AUTOMATIC)



PART NO.	QTY	MODEL/RESTRICTION	MODEL/RESTRICTION	MODEL/RESTRICTION	FROM-TO
19-510		CLUTCH, REAR			
BV01-19-510	1				
19-511		DRUM, REAR CLUTCH			
1758-19-511	1				
19-530		HUB, REAR CLUTCH			
BV04-19-530	1				
19-531		HUB, REAR CLUTCH			
BV04-19-531	1				
19-533		GEAR, INTERNAL			
BV01-19-533	1				
BV04-19-533	1				
19-534		RING, SNAP			
0338-19-534	1				
19-534B		RING, SNAP			
BU03-19-534	1				
19-540		CARRIER, FRONT			
BV01-19-540A	1				
19-560		GEAR, SUN			
BV04-19-560	1				
19-565		SHELL, CONNECTING			
BV04-19-565	1				
19-566		RACE, SHELL BEARING			
BV04-19-566	1				
19-567		RING, SNAP			
EU02-19-567	1				
19-570		CARRIER, REAR			
BV01-19-570A	1				

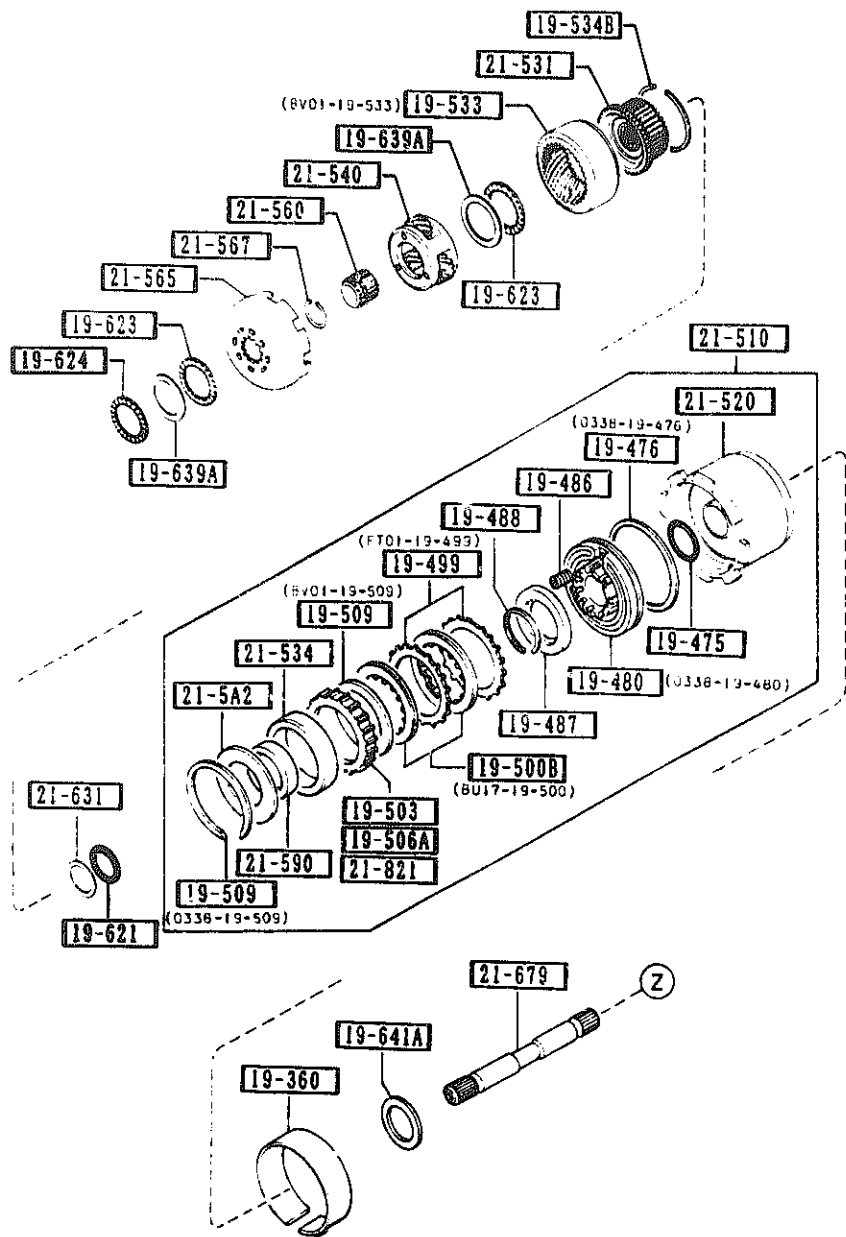
(THIS ILLUSTRATION CONSISTS OF 2 PAGES)



PART NO.	QTY	MODEL/RESTRICTION	MODEL/RESTRICTION	MODEL/RESTRICTION	FROM-TO
19-598		RING, SNAP			
0338-19-598	1				
19-621		BEARING, NEEDLE			
0338-19-621	2				
19-622		BEARING, NEEDLE			
FT01-19-622	1				
19-623		BEARING, NEEDLE			
0338-19-623	5				-0401
A (0338-19-623A)					0401-
0338-19-623A	5				
19-624		BEARING, NEEDLE			
0338-19-624	3				
19-631		RACE, BRG. PUMP COVER			
0338-19-631	1	T=1.2MM			
0338-19-632	1	T=1.4MM			
0338-19-633	1	T=1.6MM			
0338-19-634	1	T=1.8MM			
0338-19-635	1	T=2MM			
0338-19-636	1	T=2.2MM			
19-639A		RACE, BEARING			
0338-19-639	4				
19-641A		WASHER			
0338-19-641	2	T=1.9MM			
0338-19-642	2	T=2.1MM			
0338-19-643	2	T=2.3MM			
0338-19-644	2	T=2.5MM			

0401 NA35MM-146561

(THIS ILLUSTRATION CONSISTS OF 2 PAGES)



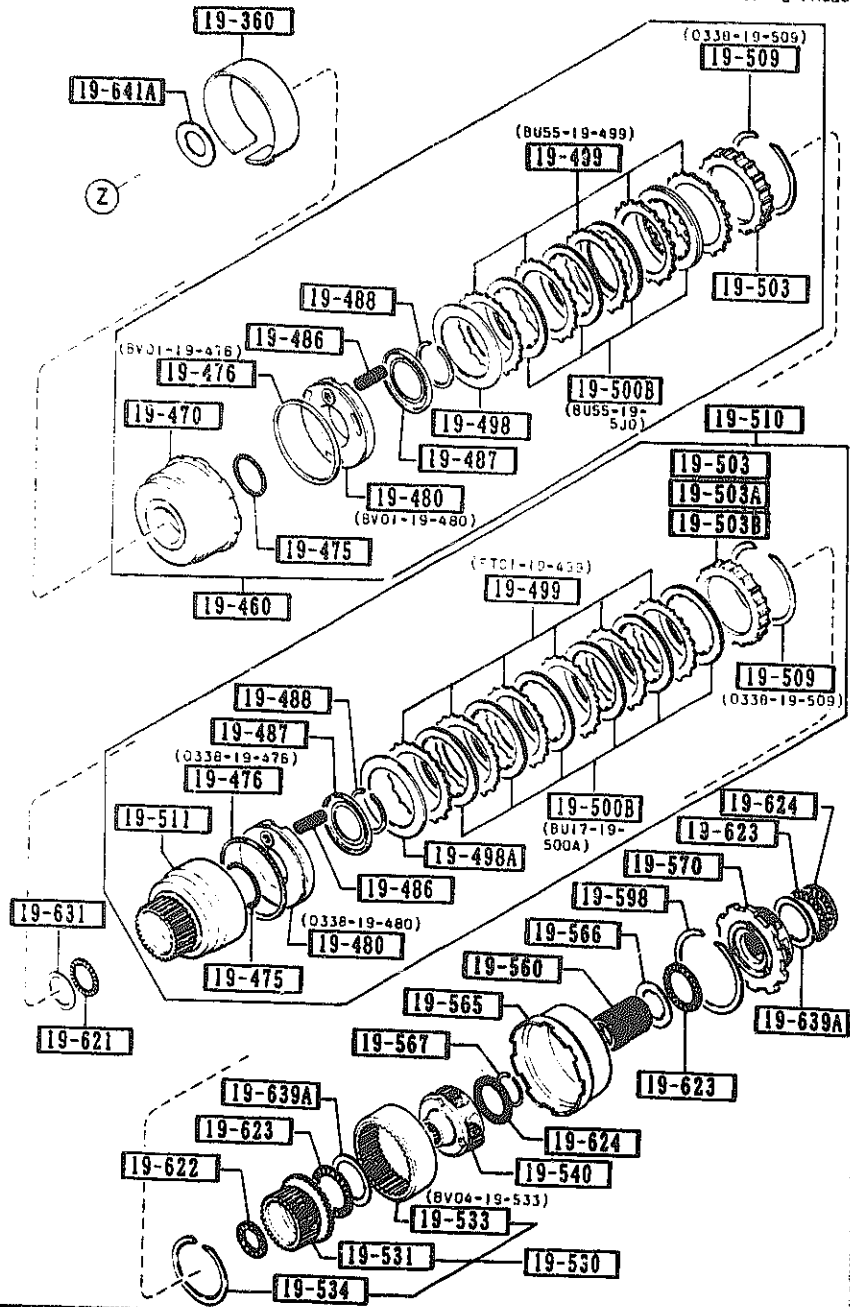
PART NO.	QTY	MODEL/RESTRICTION	MODEL/RESTRICTION	MODEL/RESTRICTION	FROM TO
CONT'D					
0338-19-645	2	T=2.7MM			
0338-19-646	2	T=1.5MM			
0338-19-647	2	T=1.7MM			
0338-19-648	2	T=1.3MM			
21-5A2		RECE, SIDE-ONE WAY CLUTCH			
BV01-21-5A2	1	T=0.6MM			
BV01-21-5A3	1	T=0.8MM			
BV01-21-5A4	1	T=1MM			
BV01-21-5A5	1	T=1.2MM			
BV01-21-535	1	T=0.4MM			
21-510		CLUTCH, DIRECT			
BU55-21-510	1				
21-520		DRUM, DIRECT			
BU55-21-5A0	1				
21-531		HUB, DRIVE CLUTCH			
BV01-21-536	1				
21-534		RACE, OUTER-ONE WAY CLUTCH			
BV01-21-534	1				
21-540		CARRIER, OVER DRIVE			
BU03-21-540	1				
21-560		GEAR, OVER DRIVE			
BU03-21-560	1				
21-565		CONNECTING, SHELL			
BU03-21-565	1				
21-567		RING, SNAP			

SECTION NAME INDEX (ENGINE)

LO.NO	SEC.NO	SECTION NAME	LO.NO	SEC.NO	SECTION NAME	LO.NO	SEC.NO	SECTION NAME
1-C03	1090	SHORT ENGINE & GASKET SETS						
1-D03	1010	CYLINDER HEAD & COVER						
1-G03	1030	CYLINDER BLOCK						
1-I03	1040	OIL PAN & TIMING COVER						
1-K03	1100	PISTON, CRANKSHAFT & FLYWHEEL						
1-N03	1200	VALVE SYSTEM						
1-D04	1300	INLET MANIFOLD						
1-E04	1310	EXHAUST MANIFOLD						
1-F04	1320	FUEL SYSTEM						
1-H04	1325	FUEL DISTRIBUTOR						
1-I04	1330	AIR CLEANER						
1-K04	1364	THROTTLE BODY						
1-L04	1370	EMISSION CONTROL SYSTEM (INLET SIDE)						
1-M04	1399	CAP & HOSE CLIP (INLET & EXHAUST SIDE)						
1-N04	1400	OIL PUMP & FILTER						
1-C05	1500	COOLING SYSTEM						
1-G05	1580	BRACKET, PULLEY & BELT						
1-C06	1600	CLUTCH DISC & COVER (MANUAL)						
1-D06	1700	TRANSMISSION CASE (MANUAL)						
1-E06	1710	TRANSMISSION GEARS (MANUAL)						
1-J06	1720	CHANGE CONTROL SYSTEM (MANUAL)						
1-M06	1800	ENGINE ELECTRICAL SYSTEM						
1-C07	1830	ALTERNATOR						
1-E07	1840	STARTER						
1-G07	1850	BATTERY						
1-H07	1910	TORQUE CONVERTER, OIL PUMP & PIPINGS (AUTOMATIC)						
1-K07	1920	TRANSMISSION CASE & MAIN CONTROL SYSTEM (AUTOMATIC)						
1-E08	1925	CONTROL VALVE (AUTOMATIC)						
1-I08	1930	CLUTCHES & PLANETARY GEARS (AUTOMATIC)						
1-D09	1940	GOVERNOR, LOW & REVERSE PISTON (AUTOMATIC)						
1-G09	1950	MANUAL LINKAGE SYSTEM (AUTOMATIC)						
1-I09	1960	GASKET & SEAL KIT (AUTOMATIC)						



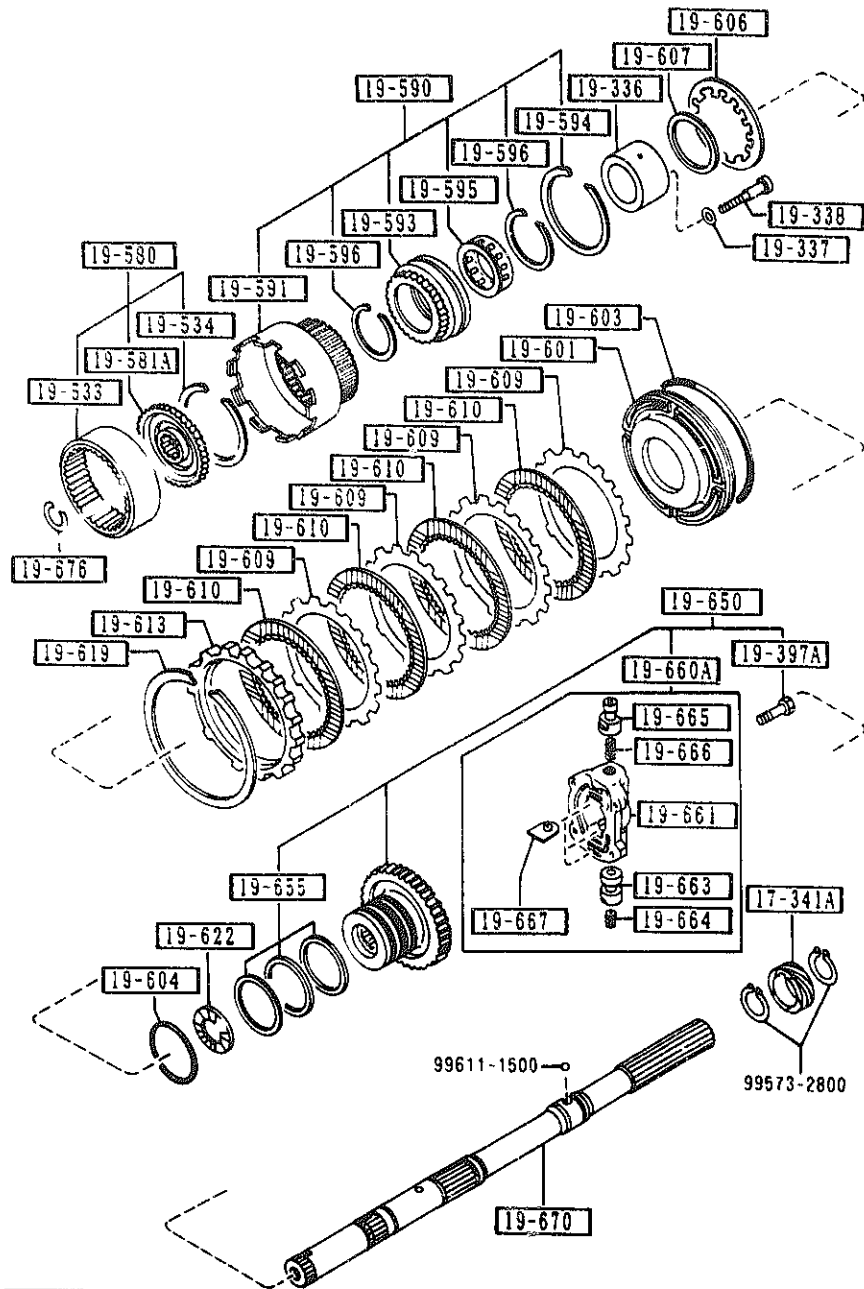
(THIS ILLUSTRATION CONSISTS OF 2 PAGES)



PART NO.	QTY	MODEL/RESTRICTION	MODEL/RESTRICTION	MODEL/RESTRICTION	FROM-TO
CONT'D BU03-21-567	1				
21-590		CLUTCH, ONE WAY			
BV01-21-533	1				
21-631		RACE, BRG. HUB CLUTCH			
BU01-21-631	1	L=1.2MM			
BU01-21-632	1	L=1.4MM			
BU01-21-633	1	L=1.6MM			
BU01-21-634	1	L=1.8MM			
BU01-21-635	1	L=2MM			
BU01-21-636	1	L=2.2MM			
21-679		SHAFT, INTERMEDIATE			
BU01-21-679	1				
21-821		PLATE, RETAINING			
BV01-21-821A	1				

1940 GOVERNOR, LOW & REVERSE PISTON(AUTOMATIC)

1940 -1 GOVERNOR, LOW & REVERSE PISTON (AUTOMATIC)

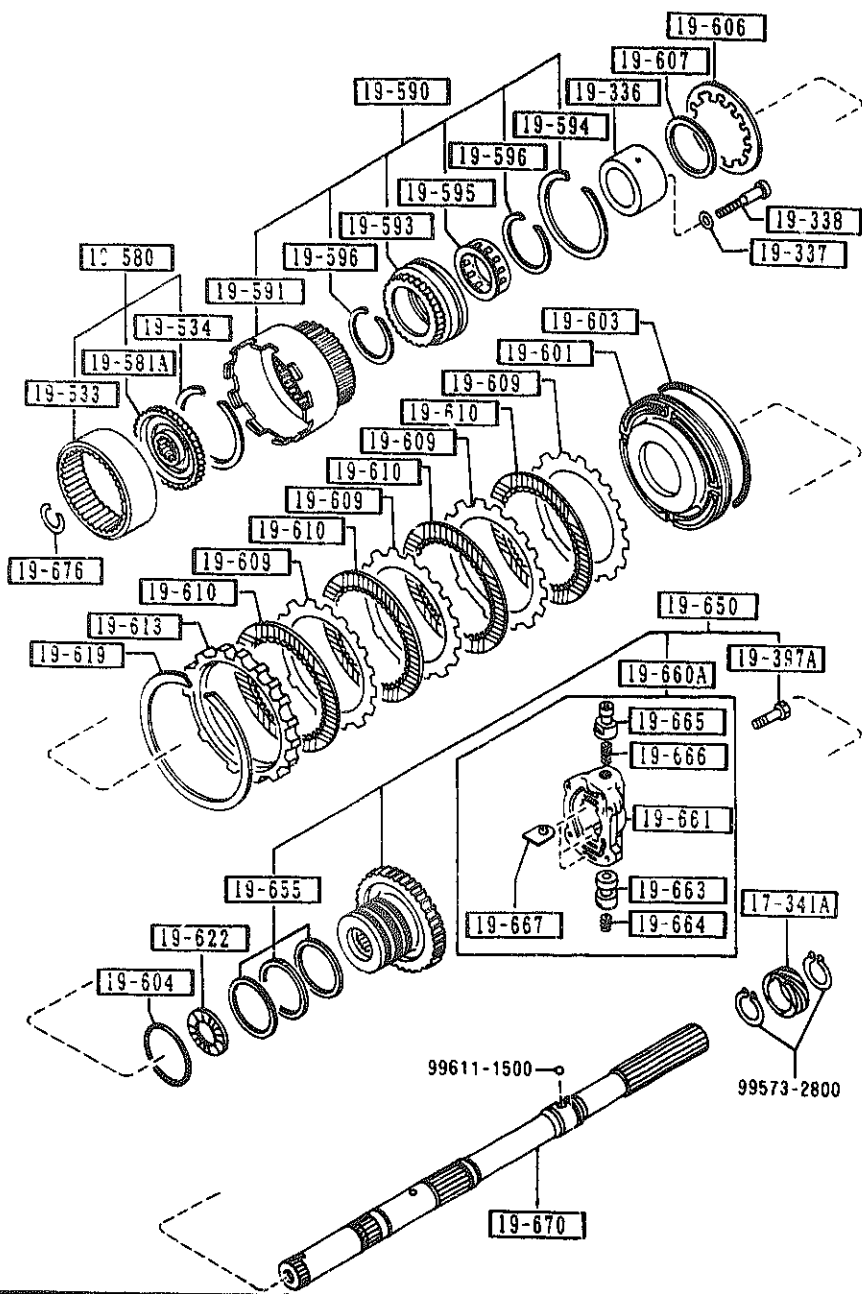


PART NO.	QTY	MODEL/RESTRICTION	MODEL/RESTRICTION	MODEL/RESTRICTION	FROM TO
17-341A		GEAR, SPEEDO.DRIVE			
1281-17-341	1				
19-336		RACE, INNER			
0338-19-336	1				
19-337		WASHER, PLAIN			
0338-19-337	8				
19-338		BOLT			
0338-19-338	8				
19-397A		BOLT			
0338-19-397	4				
19-533		GEAR, INTERNAL			
BV04-19-533	1				
19-534		RING, SNAP			
0338-19-534	1				
19-580		FLANGE			
BV01-19-580	1				
19-581A		HUB, DRIVE			
BV04-19-581	1				
19-590		DRUM, CONNECTING			
0338-19-590	1				
19-591		DRUM, CONNECTING			
0338-19-591	1				
19-593		RACE, OUTER			
0338-19-593	1				
19-594		RING, SNAP			
0338-19-594	1				
19-595		CLUTCH, ONE WAY			
0338-19-595	1				

AUNA01

CAT. AUNA01-07

1992-02

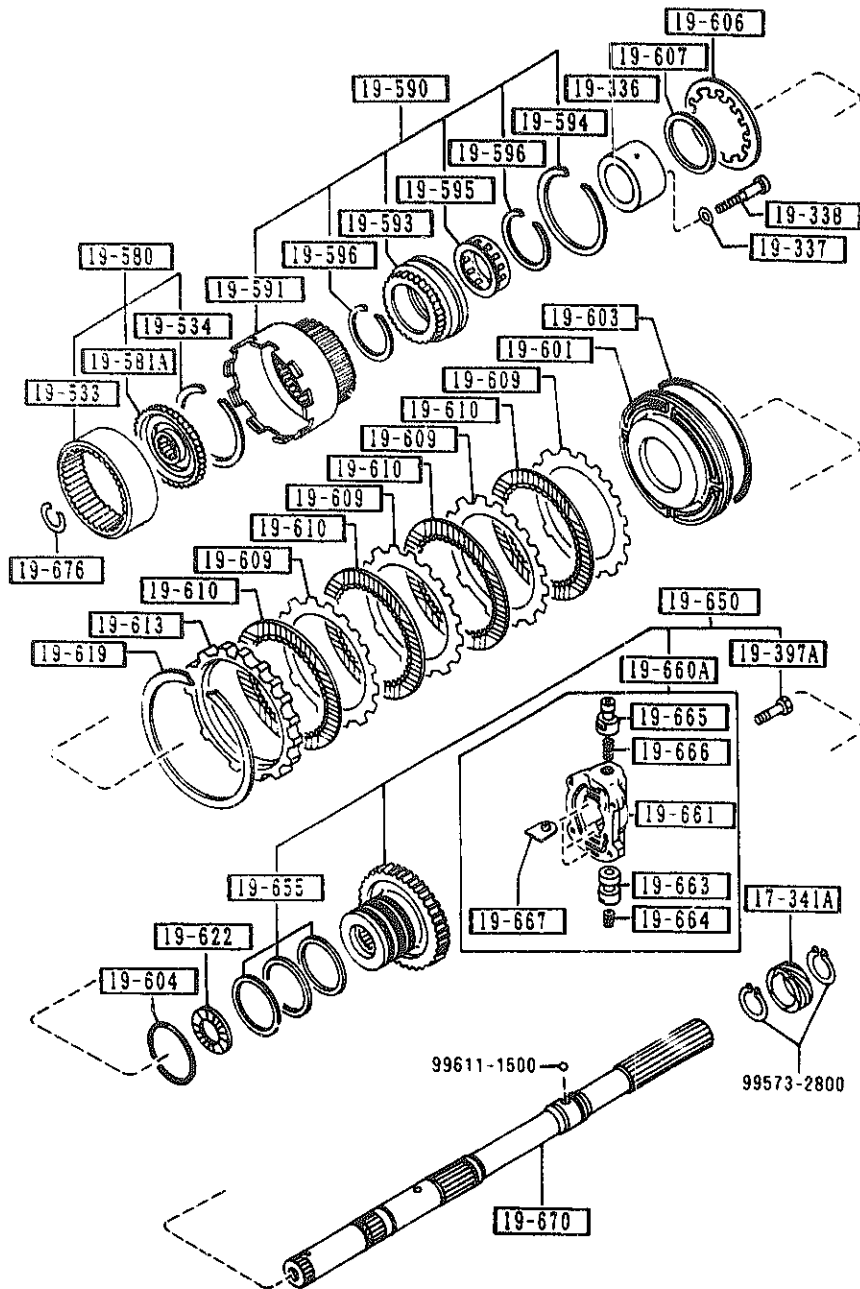


PART NO.	QTY	MODEL/RESTRICTION	MODEL/RESTRICTION	MODEL/RESTRICTION	FROM TO
19-596		KING, SNAP			
0338-19-596	2				
19-601		PISTON, LOW & REVERSE			
BT08-19-600	1				
19-603		SEAL, PISTON			
0338-19-603	1				
19-604		SEAL, 'O'RING			
0338-19-604	1				
19-606		SPRING, PISTON			
0338-19-606	1				
19-607		RING, SNAP			
0338-19-607	1				
19-609		PLATE, DRIVEN			
0338-19-609	4				
19-610		PLATE, DRIVEN			
6U17-19-610	4				
19-613		PLATE, RETAINING			
1756-19-613	1	T=7.8MM			
1758-19-614	1	T=8MM			
1758-19-615	1	T=8.2MM			
1758-19-616	1	T=8.4MM			
1758-19-617	1	T=8.6MM			
1758-19-618	1	T=8.8MM			
19-619		RING, SNAP			
0338-19-619	1				
19-622		BEARING, NEEDLE			

AUNA01

CAT. AUNA01-07

1992-02



PART NO.	QTY	MODEL/RESTRICTION	MODEL/RESTRICTION	MODEL/RESTRICTION	FROM-TO
CONT'D FT01-19-622	1				
19-650		DISTRIBUTOR,OIL			
BU55-19-650	1				
19-655		RING, SEAL			
0338-19-655	3				
19-660A		VALVE, GOVERNOR			
BU55-19-660	1				
19-661		BODY			
BU55-19-661	1				
19-663		VALVE			
0338-19-663	1				
19-664		SPRING			
0338-19-664	1				
19-665		VALVE			
BU55-19-665	1				
19-666		SPRING, GOVERNOR			
BU55-19-666	1				
19-667		PLATE, RETAINER			
0338-19-667	3				
19-670		SHAFT			
BU55-19-670	1				
19-676		RING			
0338-19-676	1				

OM-TO

92-02

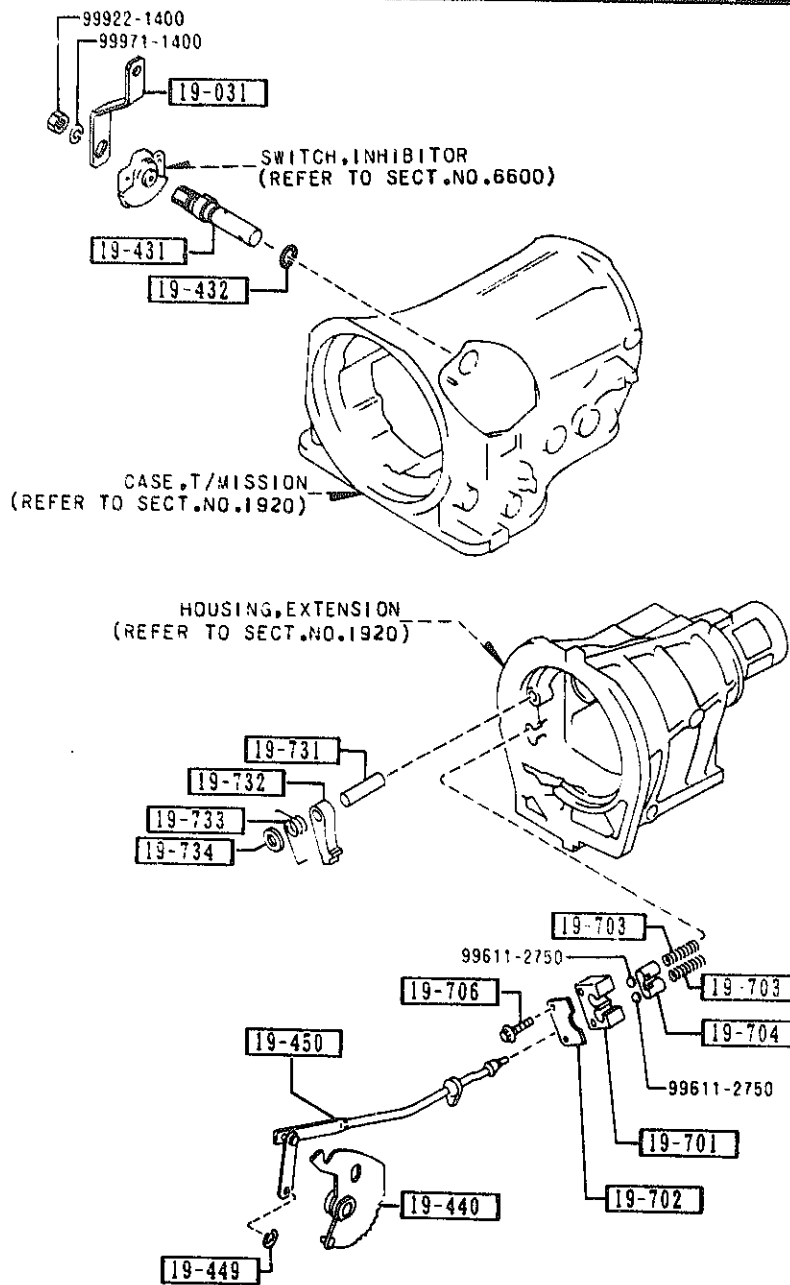
AUNA01

CAT. AUNA01-07

1992-02

1950 MANUAL LINKAGE SYSTEM (AUTOMATIC)

1950 -1 MANUAL LINKAGE SYSTEM (AUTOMATIC)



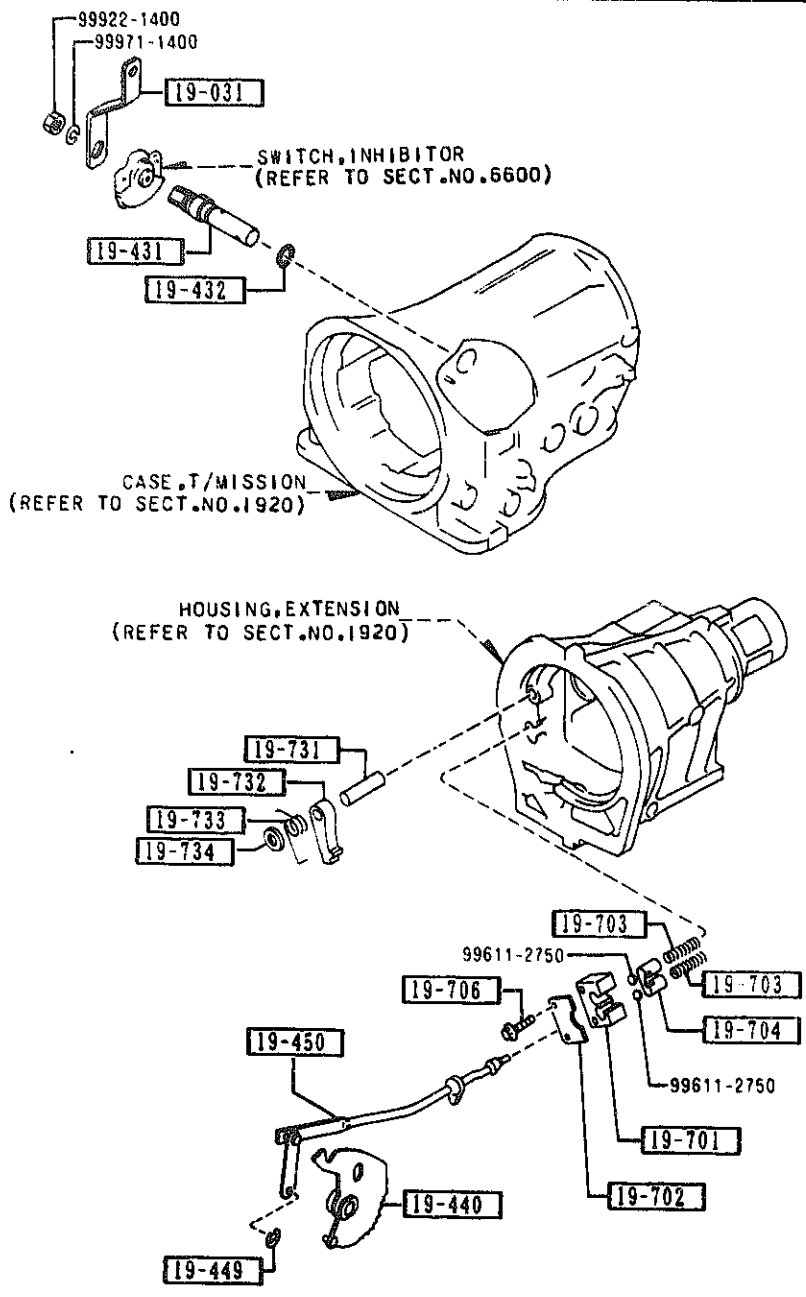
PART NO.	QTY	MODEL/RESTRICTION	MODEL/RESTRICTION	MODEL/RESTRICTION	FROM-TO
19-031		LEVER, SELECT			
BU55-19-031	1				
19-431		SHAFT, MANUAL			
BU67-19-431	1				
19-432		RING, 'O'			
0338-19-432	1				
19-440		PLATE, MANUAL			
BU55-19-440	1				
19-449		RING, SNAP			
0338-19-449	1				
19-450		ROD, PARKING			
BU17-19-450	1				
19-701		SUPPORTER, ACTUATOR			
0338-19-701A	1				
19-702		PLATE, RETAINING			
0338-19-702A	1				
19-703		SPRING, BALL PARK			
0338-19-703	2				
19-704		RETAINER			
0338-19-704	1				
19-706		BDLT			
0338-19-706	1				
19-731		SHAFT, PARKING PAWL			
0338-19-731	1				
19-732		PAWL, PARKING			
BU17-19-732	1				
19-733		SPRING, PAWL RETURN			
0338-19-733C	1				

AUNA01

CAT. AUNA01-07

1992-02

1950 MANUAL LINKAGE SYSTEM (AUTOMATIC)



PART NO.	QTY	MODEL/RESTRICTION	MODEL/RESTRICTION	MODEL/RESTRICTION	FROM-TO
19-734		SPACER, DOWEL			
0338-19-734A	1				

AUNA01

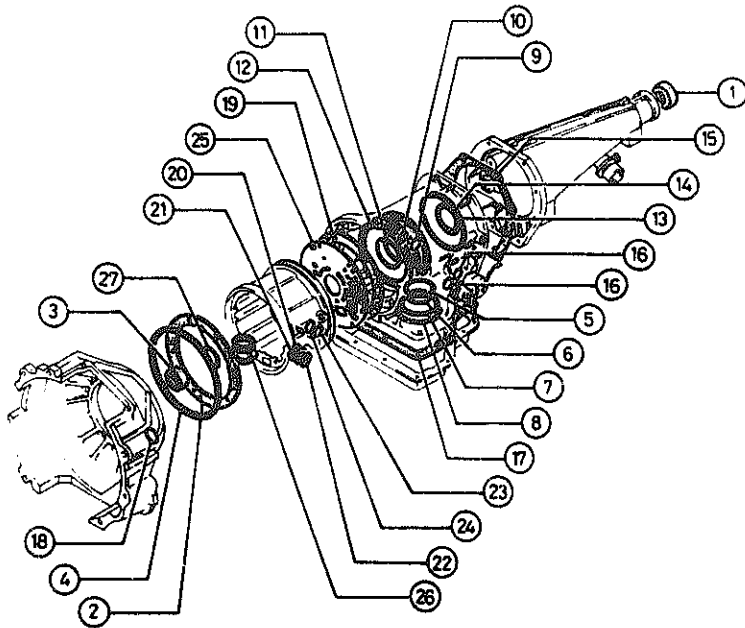
CAT. AUNA01-07

1992-02

1960 GASKET & SEAL KIT (AUTOMATIC)

22-900

- 1- SEAL, OIL.....(1)
- 2- GASKET, OIL PUMP.....(1)
- 3- SEAL, OIL.....(1)
- 4- SEAL, CUT RING.....(2)
- 5- SEAL, PISTON.....(1)
- 6- SEAL, PISTON.....(1)
- 7- SEAL, LATHE CUT.....(1)
- 8- RING, "O".....(1)
- 9- RING, "O".....(1)
- 10- RING, "O".....(1)
- 11- SEAL, "O"RING.....(3)
- 12- SEAL, LATHE CUT.....(3)
- 13- SEAL, PISTON.....(1)
- 14- SEAL, "O"RING.....(1)
- 15- GASKET, EXTENSION.....(1)
- 16- SEAL, "O"RING.....(2)
- 17- GASKET, OIL PAN.....(1)
- 18- RING, "O".....(1)
- 19- GASKET, DRUM SUPPORT.....(1)
- 20- SEAL, "O"RING.....(1)
- 21- SEAL, "O"RING.....(1)
- 22- RING, "O".....(1)
- 23- RING, "O".....(1)
- 24- RING, "O".....(1)
- 25- GASKET, O/DRIVE CASE.....(1)
- 26- RING, "O".....(1)
- 27- RING, "O".....(1)



PART NO.	QTY	MODEL/RESTRICTION	MODEL/RESTRICTION	MODEL/RESTRICTION	FROM-TO
22-900		GASKET & SEAL KIT			
BU01-99-190A	1	ASBESTOS			