

Morgan Motors


OF NEW ENGLAND



The Morgan Spares
+4 Illustrated Parts Manual
1950 to 1968

Third Edition





**When ordering please state the year,
model, and chassis number of your car**

Welcome to the 3rd edition of the Morgan Spares Ltd. +4 parts catalog

It has been twenty years since our first parts catalog was published. That first catalog was the only one of its kind at the time. We know that the improvements and additions to the 3rd edition will aid owners and restorers to accomplish their goals.

Our first book arose out of our restoration business founded in 1977. We realized the need for a comprehensive parts book to go along with our parts service here in the USA, so with the approval and blessing of Peter Morgan, Morgan Spares was born and our first parts catalog was produced. As the originators of the +4 parts catalog we had all the Morgan specific drawings done by a graphic artist and many more modified to fit the Morgan car. Over the years this book has helped to serve many Morgan owners around the world in their quest for the correct parts for their Morgans.

This new book is full of updates and is greatly expanded from the second edition. External chrome, sheet metal, and interior items have been added.

We shall continue to maintain the largest inventory of parts in the USA, the best parts available, and to guarantee the best possible pricing. We shall continue to offer the best technical advice this side of Malvern and to offer fast, courteous, and friendly service at all times.

The most trusted name in Morgan care, serving Morgan owners for twenty-five years

© Copyright Morgan Spares Ltd. July 2007 (3rd Printing)

All rights reserved. No part of this publication may be reproduced, stored in any retrieval system, or transmitted in any form, by any means, whether electronic, photocopying, or otherwise, without the express written permission of Morgan Spares Ltd.

Morgan Spares Ltd. 70 County Route 7A Copake, NY 12516

Ordering information

Hours of operation: Monday-Friday 9AM to 5PM Eastern Standard Time

Call: 1-(888) 345-6647 orders only please

Technical Hot Line: 1-(518) 329-3877

Fax: 1-(518) 329-3892

E-Mail: morganspares@taconic.net

Visit our web site at: www.morgan-spares.com where you will always find up-to-date parts, parts specials, information, an on-line order form, and used Morgans for sale.

Shipping:

We ship via UPS, U.S. MAIL or FED-EX FREIGHT for larger items. We ship domestic and international. No COD's on parts sent by truck or international. All shipments are F.O.B COPAKE, NY

Terms of Payment:

We accept cash, credit card (Mastercard, Visa, Discover, Amex), money orders, or personal/company checks. All COD orders over \$300.00 will be sent certified check or money order.

Exchange/Core Items:

Please note that certain items we sell are rebuilt and require a core in exchange. All cores must be in rebuildable condition as determined by us. Items deemed non-rebuildable or failure to return a core will be assessed a core charge.

Backorders:

When you place an order, please let us know if you desire items to be placed on backorder. We do not charge for backordered items until they are shipped.

Returns:

If you receive an item not as ordered or defective, we will correct it to your satisfaction. We will need a copy of the invoice with your return. The parts must be as new and in the original packing or box. No returns will be accepted after a period of 60 days. **Please note: all electrical items are non-refundable.** If the part is not to be exchanged then a 20% restocking fee will be applied.

Warranty:

All parts sold by Morgan Spares Ltd. are warrantied against defects in materials and workmanship by the original manufacturer. Warranty on defective items will not cover labor, failure of a related component or failure resulting from faulty installation. Liability by Morgan Spares Ltd. on merchandise proven to be defective, for any reason, shall not exceed the cost of the original component.

Rebuilding Service

Morgan Spares Ltd. offers the finest component rebuilding services. We can rebuild any part of your car from the stub axles to the rear axle.

A partial list:

Brakes stainless sleeved

Transmission

Carbs

Fuel Pumps

Radiator

Generator

Stub Axles

Engines

Rear Axle

Distributor

Gauges

Steering Box

Starter

Wiper Motor

(888) 345-6647 www.morgan-spares.com morganspares@taconic.net

Contents

General Information:

Where to Find:	6-7
Chassis Number	6
Engine Number	6
Transmission Number	6
Production Figures	6
Where to Find Us	7

Accessories/Performance: 62-67

Bodys and Woodwork: 54-57

Braking System: 35-39

Master Cylinders	35
Fluid Reservoir	35
Rear Brakes	36
Front Drum Brakes	36
Calipers/Mounts/Rotors	37
Hand Brake System	38
Braking System Details	38
Brake Lines	39

Bodies and Woodwork: 54-57

Chassis and Mountings: 53

Chassis	53
Crossmembers	53
Steering Stops	53
Motor Mount Supports	53

Chrome External: 58-59

Clutch/Bellhousing/Trans: 22-23

Bellhousing and Clutch	22
Transmission Externals	22
Transmission Internals	23

Cooling System: 24-27

Water Pump	24
Thermostat Housing	24
Hoses	24
Super Sport System	25
Radiators	26-27
Heater	27
Overflow System	27

Drums & Hubs Front & Rear: 34

Dash Panel: 49-51

Dash Panel 1950-55	49
Dash Panel 1956-60	50
Dash Panel 1961-68	51

Dashboards: 52

Glove Box and Carpet	52
----------------------	----

Electrical: 40-45

Distributors	40
Dist Caps/Plugs/Wires	41
Coils	41
Mallory Distributor	41
Electronic Ignition	41
Starters	42
Gear Reduction Starter	42
Generators	42
Alternator Kit	42
Solenoid	42
Voltage-Reg, Fuse Box, Flasher, Horn, Brake Swt	43
Wiring	44
Battery Cables	44-45
Clips, Grommets	45

Engine: External: 8-9

Cylinder Head	8
Head Studs	8
Oil Pan	8
Gaskets	8
Valve Train	8
Liners	8
Oil Filter Housings	9
Spin On Oil Filter Kit	9
Thin Pulley Kit	12
Generator Mounts	10
Gulp Valve	10
Intake/Exhaust Manifolds	11

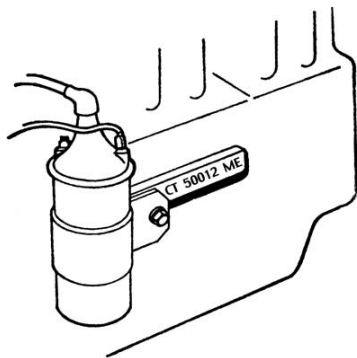
Morgan Spares Ltd. 70 County Route 7A Copake, NY 12516

Contents

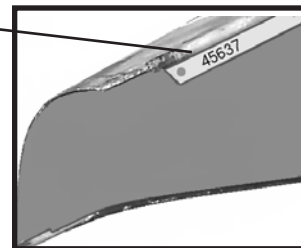
Engine: Internal:	12-13	Rear Axle:	32-33
Bearings	12	Ring/Pinion and Gears	32
Crankshaft	12	Bearings and Seals	32
Camshaft	12	Rear Hubs	32
Pistons	12	Driveshaft	33
Gaskets	12	"Power-Loc" Diff	33
Rods	12	Replacement bolt-in Dana	32
Flywheel	12	Sheet Metal:	60-61
Timing Components	12	Suspension Front:	28-29
Oil Pump	12	Suspension Components	28
Exhaust:		Subframe	29
Down Pipes	53	One-Shot Oiler System	29
Mufflers	53	Suspension Rear:	30
Tail Pipes	53	Springs	30
Hangers	53	Shocks	30
Headers	53	Mounting Hardware	30
Fuel System:	14-21	Steering System:	31
Fuel Pump	14	Gemmer Replacement	31
Carbs	15-19	Moto-Lita and Derrington	
Solex	14	Steering Wheels	31
Stromberg	15	Wheels/Tires:	
Stromberg Fuel Lines	15	Steel Wheels	30
H6	16	Wire Wheels	30
H6 Fuel Lines	17	Hub Caps	30
HS6	18	Knock Offs	30
HS6 Fuel Lines	18	Knock Off Hammer	30
Weber DCOE	19	Tires	30
Fuel Tanks and Lines	20-21	Weather Equipment:	68-69
Gas Pedal	21	Wipers:	
Lighting:	46-47	Flat Rad	48
Headlamps	46	Non Parking	48
Fog Lamps	46	Parking	48
Signal Lamps	47	Wiper Blades and Arms	48
Park Lamps	47		
Stop Tail Lamps	47		
Marker Lamp	47		

Where To Find

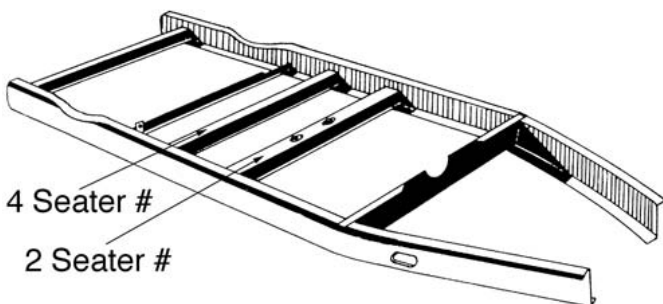
Morgan Engine Numbers



Vanguard engines start with a V prefix.
 TR2-3 engines start with a TS prefix.
 TR4 engines start with a CT prefix.
 TR2-4 engines, as fitted to the Morgan, end with a ME suffix.
 The engine number, less prefix and suffix, can also be found on the inner lip of the bonnet.



Morgan Chassis Numbers



Production Figures:


Engine	Chassis #	# Made	Dates Made
Vanguard	P2100-3922*	799	12.50-5.58
TR2	2750-3488	344	5.54-6.56
TR3	3421-5574	1808	2.56-2.64
TR4	5136-6853	1582	6.62-9.69
SS	4749-6761	105	2.61-5.68

*Last general production stopped #2756 6.54.
 Some Vanguard powered cars were built up to 5.58.
 Note that all engines were fitted with the Vanguard front engine plate and crankshaft pulley.



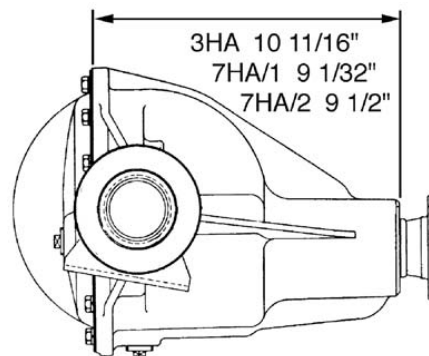
Morgan Transmission Numbers

Gearbox # is here



1-Gearbox numbers without prefix are Close Ratio fitted from 1950 to apx. early 1954.
 2-Gearbox numbers with HR prefix are High Ratio fitted from apx. 1954 to the end of production.
 3-Number is located on the top left front corner of the cover.


Morgan Rear Axle



Three axles were fitted to the +4: 3HA 1950-59, 7HA Phase 1 1960-61 and 7HA Phase 2 1962-68. The styles can be identified by the illustrated measurements.

Morgan Spares Ltd. 70 County Route 7A Copake, NY 12516

Where we are in New York



Directions to Morgan Motors of New England and Morgan Spares Ltd.

From Route 684 North:

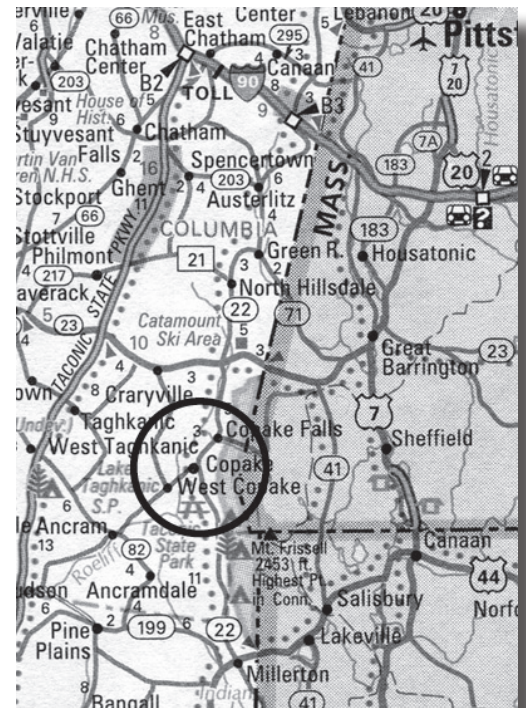
Proceed to end of 684, continue straight on Route 22 North (Pawling). Route 22 will take you to Millerton, the intersection of Routes 22 and 44. Continue north for another 10 miles and bear left on Route 7A into Copake. Showroom is 1/4 mile on right.

Taconic State Parkway North from I-84:

Take exit for Route 44 Millbrook.
Continue on Route 44 East for about 2 miles.
Take a left onto Route 44A.
Continue straight at stop sign and on Route 44 East toward Amenia.
Take a left at light in Amenia onto Route 22 North.
Route 22 will take you to Millerton, intersection of Routes 22 and 44.
Proceed North for another 10 miles and take a left onto Route 7A into Copake.
Showroom is 1/4 mile on right.

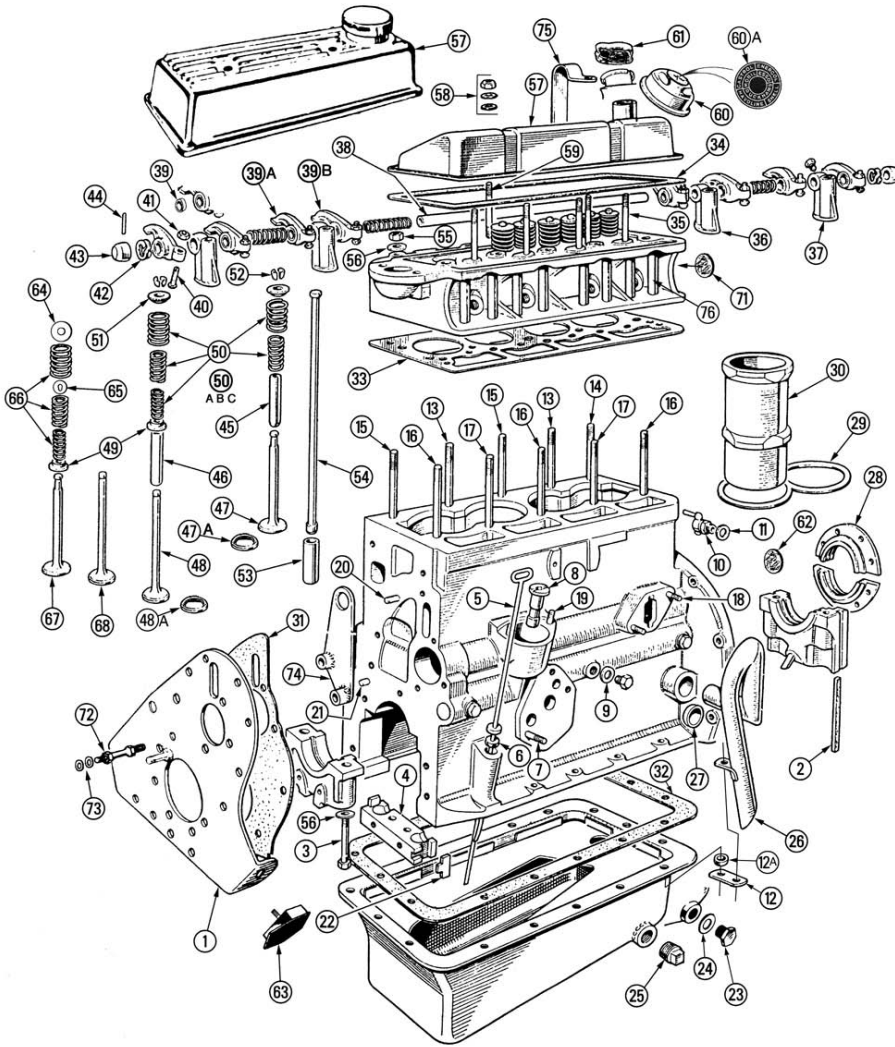
From Mass Pike:

Exit 2 for Lee.
Route 7 South to Great Barrington.
Heading out of Great Barrington, take a right onto Route 23 West.
Follow route 23 into New York State to Hillsdale.
At the light take a left onto Route 22 South.
About 9 miles, take a right onto Route 7A into Copake.
Bear left at clock tower remaining on Route 7A.
Go over bridge, showroom is 1/2 mile on left.




(888) 345-6647 www.morgan-spares.com morganspares@taconic.net

Engine External



ARP premium Head Studs
Made from highest quality
heat treated 8740 alloy.



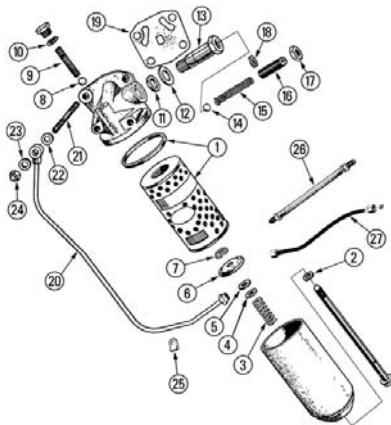
Line	Part#	Description	Qty.	Remarks	Line	Part#	Description	Qty.	Remarks
1	500-001	Front Plate	1		21	NLA	Dowel	2	
2	500-002	Felt Packing	1		22	500-027	Cork Seal	2	
3	500-003	Main Cap Bolt	6		23	500-021	Drain Plug	1	Vanguard-TR2
4	NLA	Front Seal Block	1	NLA	24	500-024	Plug Washer	1	For #23
	500-004	Block Screw	2		25	500-028	Drain Plug	1	TR3-4A
5	500-006	Dip Stick	1		26	500-029	Vent Pipe	1	Good Used Only
6	500-007	Felt Washer	1		27	500-030	Plug	1	Use With Gulp Valve
7	500-023	Oil Pickup Stud	1		28	100-014	Seal	1	
8	500-008	Bronze Bearing	1		29	500-034	Figure 8 Sealing Ring	2	
9	500-010	Copper Washer	3	7/16	30	700-121	Liner	4	87mm
	100-811	Copper Washer	1	3/8		700-122	Liner	4	89mm
10	500-011	Water Drain	1						See page 12 for Piston & Liner sets
11	500-012	Fibre Washer	1		31	500-043	Gasket Front Plate	1	
12	500-031	Bracket	1		32	500-044	Oil Pan Gasket	1	
12A	500-031A	Spacer	1		33	500-046	Head Gasket	1	
13	500-013	Stud	2	TR3-4A		500-046A	Steel Head Gasket	1	
14	500-014	Stud	1	TR3-4A	34	500-047	Valve Cover Gasket	1	
15	500-015	Stud	2	TR3-4A	35	500-048	Stud Rocker Pedestal	4	
16	500-016	Stud	3	TR3-4A	36	500-049	Pedestal	3	
17	500-017	Stud	2	TR3-4A	37	500-050	Pedestal Drilled	1	
17A	500-017A	ARP Head Stud Kit	1	TR3-4A	38	500-052	Rocker Shaft	1	
18	500-018	Stud Fuel Pump	2		39	500-057	Rocker Bushing	16	
19	500-019	Stud Dist Tower	2		39A	500-055	Rocker 1-3-5-7	4	
20	500-020	Stud Front Plate	1		39B	500-056	Rocker 2-4-6-8	4	

Morgan Spares Ltd. 70 County Route 7A Copake, NY 12516

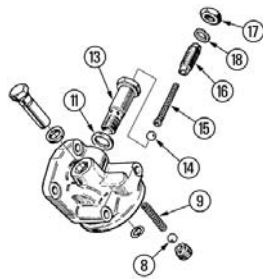
Line	Part#	Description	Qty.	Remarks	Line	Part#	Description	Qty.	Remarks
40	500-058	Adjustment Screw	8		57	USED	Valve Cover	1	Vanguard
41	500-059	Jam Nut	8			USED	Valve Cover	1	TR2-4
42	500-060	Spring Washer	2			USED	Valve Cover	1	TR4A
43	500-061	End Cap	2			600-900	Alloy Finned Cover	1	
44	500-062	Roll Pin	2		58	500-091	Nut & Washer Set	1	TR2-4A
45	500-063	Guide Intake	4	Bronze	59	500-093	Valve Cover Stud	2	
46	500-064	Guide Exhaust	4	3/8 ID Bronze	60	500-095	Oil Cap	1	TR2-4
	500-063A	Guide Exhaust	4	5/16 ID Bronze	60A	500-095	Decal	1	
47	500-065	Intake Valve	4		61	500-097	Oil Cap	1	With Gulp Valve 4A
47A	500-065A	Stelite Intake Seat	A/R		62	500-104	Freeze Plug	1	Cam
48	500-066	Exhaust Valve	4	TR2-4 3/8 Stem	63	500-098	Motor Mount	2	
	500-067	Exhaust Valve	4	TR4-4A 5/16 Stem	64	500-136	Upper Retainer	8	Vanguard
48A	500-067A	Stelite Exhaust Seat	A/R		65	500-137	Lower Retainer	8	Vanguard
49	500-068	Lower Retainer	4	TR2-4 3 Ex Spring	66	500-074	Spring Set	1	Vanguard
50	500-074	Spring Set	1	TR2-4 3 Ex Spring	67	500-131	Exhaust Valve	4	Vanguard
	500-075	Spring Set	1	TR4-4A		500-133	Exhaust Guide	4	Vanguard
50A	500-069	Aux Inner Spring	4	TR2-4 Ex Valve	68	500-130	Intake Valve	4	Vanguard
50B	500-070	Inner Spring	8	TR2-4 Int-Ex		500-132	Intake Guide	4	Vanguard
50C	500-071	Outer Spring	8	TR2-4 Int-Ex	69	100-015	Replacement Seal Kit	1	C/W Seal
51	500-076	Retainer	8	TR2-4 3 Ex Spring	70	100-015A	Replacement Seal	1	
	500-077	Retainer	8	TR4-4A	71	500-105	Freeze Plug	1	
52	500-078	Keeper	8	Pair	72	500-512	Distance Stud	1	
53	500-079	Lifter	8		73	500-513	Fibre Washer	2	
	500-080	Lifter Reconditioned	8		74	500-038	Front Lifting Hook	1	
54	500-081A	Push Rod	8	Vanguard-TR2	75	500-039	Rear Lifting Hook	1	
	500-081	Push Rod	8	TR3-4A	76	500-081B	Push Rod Tube	8	Steel
55	500-082	Head Nut	10						
	500-082A	Head Nut	10	High Nut					
	500-082B	Head Nut	10	7/16 Vanguard					
56	500-083	Washer	10						
	500-083A	Washer	10	7/16 Vanguard					
	500-083B	Silicone Sealing Ring	A/R	Use under #56					

Gasket Sets

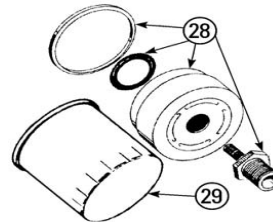
500-100	Head Gasket Set	1	
500-101	Lower Gasket Set	1	



Purolator Head



Telcamite Head



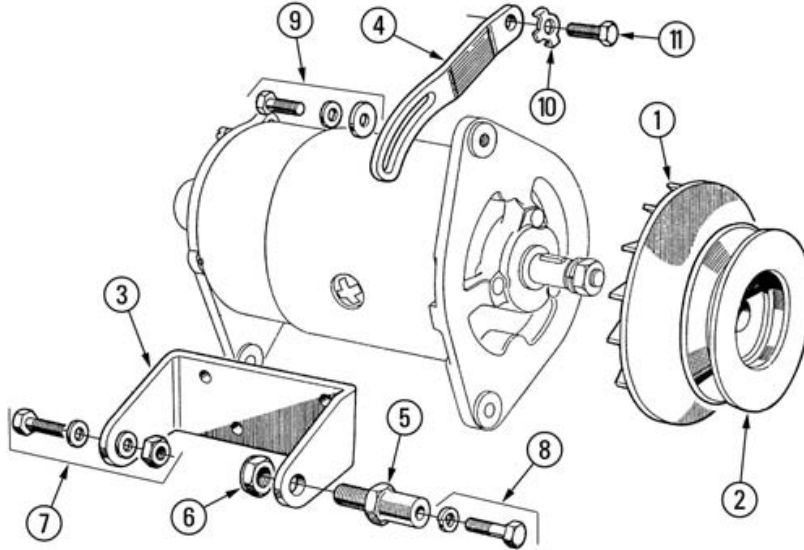
Line	Part#	Description	Qty.	Remarks
		Filter Heads		
1	500-175	Filter	1	
2	500-177	Bolt Seal	1	
3	500-178	Spring	1	
4	500-179	Steel Washer	1	
5	500-180	Rubber Washer	1	
6	500-181	Washer	1	
7	500-182	Clip	1	
8	500-183	Ball	1	
9	500-184	Spring	1	

Line	Part#	Description	Qty.	Remarks
10	500-185	Fibre Washer	1	
11	500-187	Rubber Seal	1	
12	500-188	Steel Washer	1	
13	500-189	Body	1	
14	500-183	Ball	1	
15	500-191	Spring	1	
16	500-192	Adjuster Screw	1	
17	500-193	Lock Nut	1	
18	500-194	Lead Packing	1	
19	500-195	Gasket	1	
20	500-197	Oil Pipe	1	
21	500-023	Stud	1	
22	500-198	Inner Washer	1	
23	500-199	Outer Washer	1	
24	500-200	Dome Nut	1	
25	100-806	Clip on Fuel Pump Stud	1	
26	500-201	Braided Line	1	1950-64
27	NLA	Plastic Line	1	
28	600-909	Spin On Adapter	1	
29	600-909A	Spin On Fram Filter	1	

(888) 345-6647

www.morgan-spares.com morganspares@taconic.net

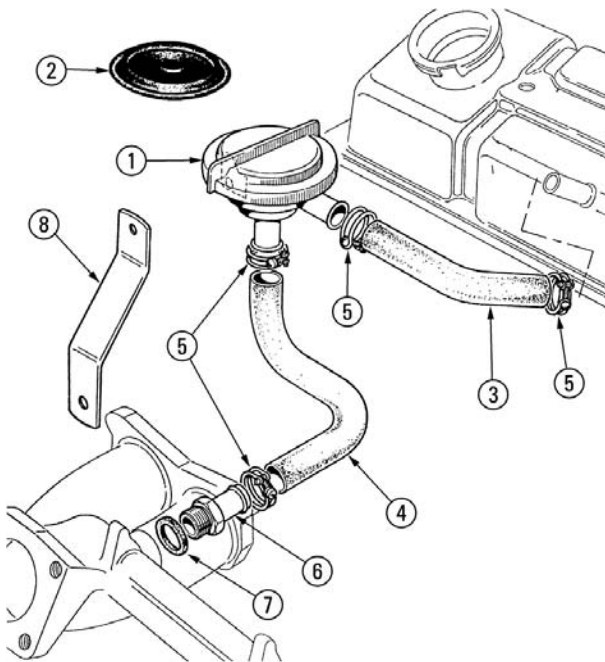
Generator Mount and Gulp Valve



Line	Part#	Description	Qty.	Remarks
Generator Mounting				
1	200-266	Fan	1	
2	200-268	Pulley	1	
3	200-270	Bracket	1	
4	200-271	Adjusting Strap	1	
5	200-272	Mounting Stud	1	
6	200-273	Nyloc Nut	1	
7	200-278	Bolt Kit Rear	1	Grade 8
8	200-274	Bolt Kit Front	1	Grade 8
9	200-276	Bolt Kit Strap	1	Grade 8
10	200-275	Lock Tab	1	
11	200-277	Bolt Kit	1	Grade 8



Gulp Valve

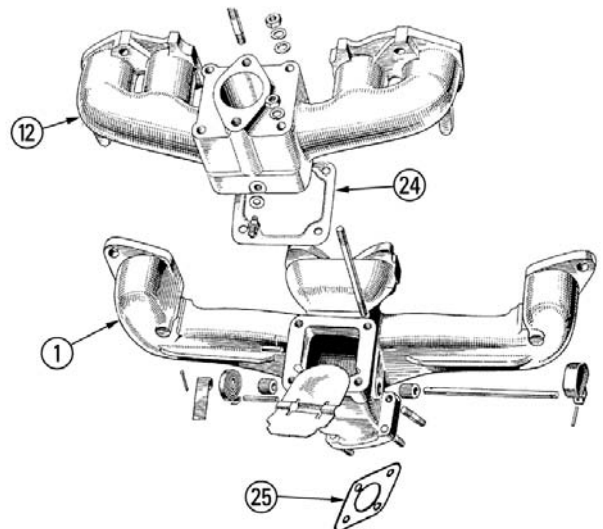
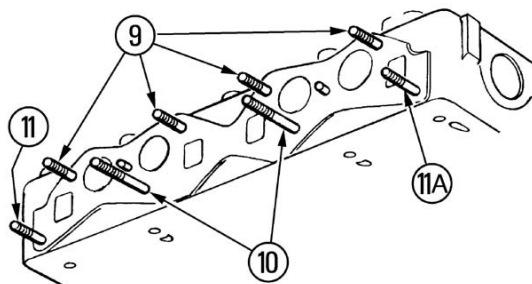

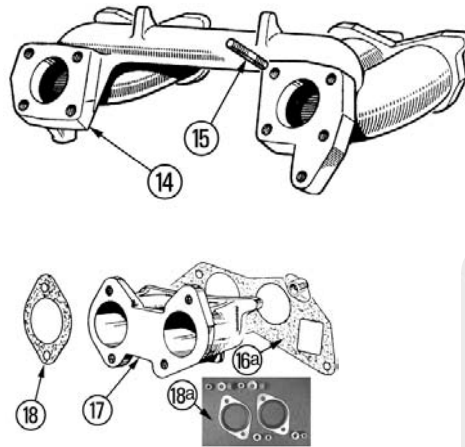
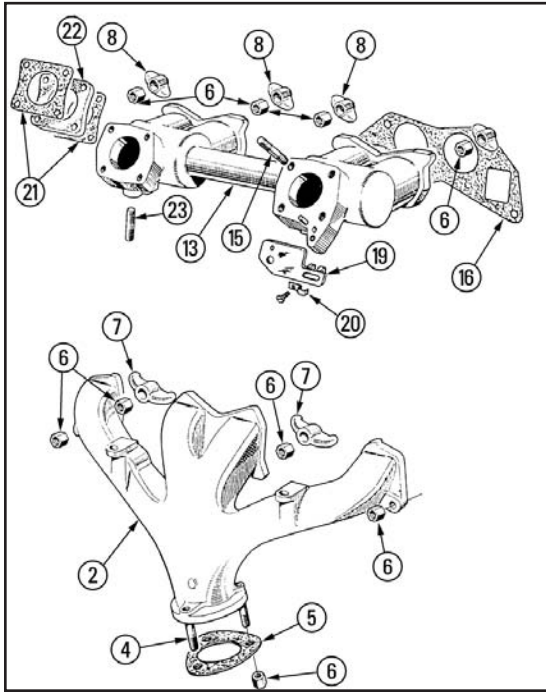


Line	Part#	Description	Qty.	Remarks
1	500-270	Gulp Valve Assembly	1	
2	500-271	Diaphragm	1	
3	500-272	Hose	1	
4	500-273	Hose	1	
5	500-274	Hose Clamp	4	
6	500-276	Fitting	1	
7	500-277	Fibre Washer	1	
8	500-275	Bracket	1	

Morgan Spares Ltd. 70 County Route 7A Copake, NY 12516

Intake Manifolds and Exhaust Manifolds

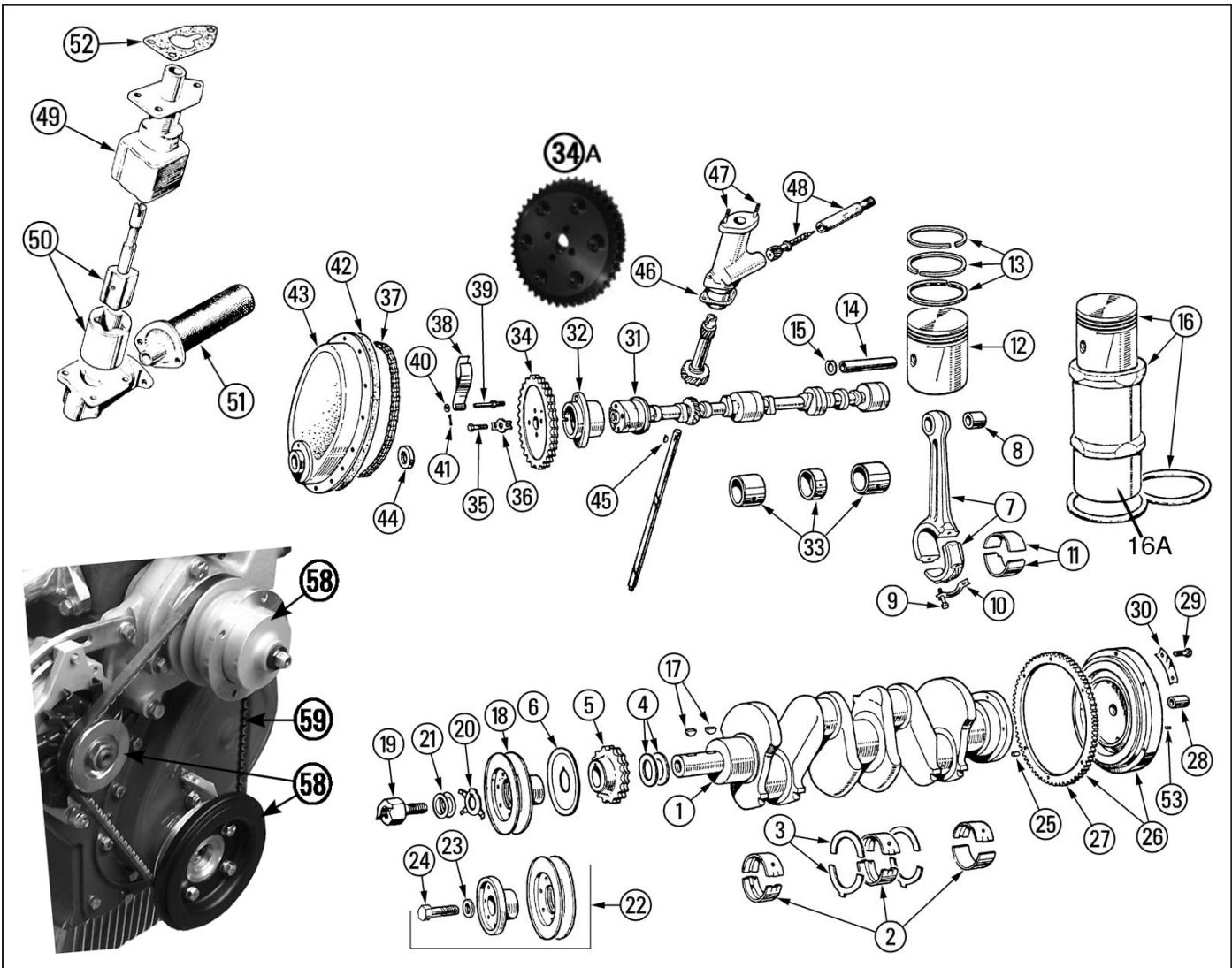
Line	Part#	Description	Qty.	Remarks	Line	Part#	Description	Qty.	Remarks
1	NLA	Exhaust Manifold	1	Vanguard	15	500-256	Stud	8	
2	NLA	Exhaust Manifold	1		16	500-250	Inlet Gasket	2	Vanguard
3	700-187	Header Jet Coated	1	Darrington		500-251	Inlet Gasket	2	TR2
4	500-234	Stud	3			500-252	Inlet Gasket 1 3/4	2	TR3-4A
5	500-235	Gasket	1		16a	500-253	Inlet gasket 1 1/2	2	Canon Intakes
6	500-238	Brass Nut	11		17	500-244	Inlet Manifold	2	Canon
7	500-236	Wing Large	2		18	300-536	Carb Gasket	4	
8	500-237	Wing Small	4		18a	300-536A	Soft Mount Kit	1	
9	500-247	Stud Top Row	4		19	500-254	Bracket	1	
10	500-248	Stud Bottom Row	2		20	500-255	Clip	1	
11	500-245	Stud Front	1		21	300-974A	Carb Gasket	4	2 Bolt
11A	500-246	Stud Rear	1			300-974	Carb Gasket	4	4 Bolt
12	500-239	Inlet Manifold	1	Vanguard	22	300-975A	Heat Block	2	2 Bolt
13	500-240	Inlet Manifold	1	TR2		300-975	Heat Block	2	4 Bolt
	500-241	Inlet Manifold	1	TR3-4	23	500-257	Stud	2	
14	500-242	Inlet Manifold	1	TR4A	24	500-235B	Inlet/Exhaust Gasket	1	Vanguard
					25	500-235A	Exhaust Gasket	1	Vanguard



(888) 345-6647

www.morgan-spares.com morganspares@taconic.net

Engine Internal



Line	Part#	Description	Qty.	Remarks
1	NLA	Crankshaft	1	Used only
	500-326	Reground Crankshaft	1	
2	500-330	Main Bearing	1	Std.
	500-331	Main Bearing	1	.010
	500-332	Main Bearing	1	.020
	500-333	Main Bearing	1	.030
3	500-336	Thrust Washer Set	1	Std.
	500-337	Thrust Washer Set	1	.005
4	500-340	Shim Crank Gear	A/R	.004
5	500-343	Crank Gear	1	
6	500-344	Slinger	1	
7	NLA	Connecting Rod	4	Vanguard
	NLA	Connecting Rod	4	TR2-4A
8	500-349	Rod Bushing	4	
9	500-352	Rod Bolt	8	Vanguard
	500-353	Rod Bolt	8	TR2-4A
10	500-355	Lock Tab	4	
11	500-356	Rod Bearing Set	1	Std.
	500-356A	Tri Metal Bearing Set	1	Std.
	500-357	Rod Bearing Set	1	.010
	500-357A	Tri-Metal Bearing Set	1	.010
	500-358	Rod Bearing Set	1	.020
	500-358A	Tri Metal Bearing Set	1	.020

Line	Part#	Description	Qty.	Remarks
	500-359	Rod Bearing Set	1	.030
13	500-380	Ring Set 86mm	1	Chrome Top
	500-400	Ring Set 87mm	1	Chrome top
	500-404	3 Piece Oil Ring Set	4	86mm
	500-404A	3 Piece Oil Ring Set	4	87mm
14	NLA	Piston Pin	4	83mm
	NLA	Piston Pin	4	86-87mm
15	500-411	Clip	8	
16	NLA	Piston Liner Set	1	83mm
	500-041	Piston Liner Set	1	86mm
	500-042	Piston Liner Set	1	87mm
16A	700-121	Liner 87mm	4	
	700-122	Liner 89mm	4	
17	500-416	Key	2	
18	NLA	Pulley and Hub	1	**See Next Page**
19	NLA	Bolt	1	**See Next Page**
20	NLA	Lock Tab	1	**See Next Page**
21	NLA	Shim	A/R	**See Next Page**
22	500-417	Pulley and Hub Kit	1	Replacement
	500-418A	Replacement Pully		
	500-418B	Replacement Hub		
23	500-423B	Washer	1	Replacement
24	500-423A	Bolt	1	Replacement

Morgan Spares Ltd. 70 County Route 7A Copake, NY 12516

Line	Part#	Description	Qty.	Remarks	Line	Part#	Description	Qty.	Remarks
25	500-426	Dowel Pin	1	Flywheel/Crank	48	NLA	Tach Drive Assy	1	
26	NLA	Flywheel Assy	1	Vanguard	49	500-535	Oil Pump Assy	1	Less Screen
	500-428	Flywheel Assy	1	TR2-3	50	500-537	Oil Pump Kit	1	
	500-429	Flywheel Assy	1	TR3-4A	51	500-538	Screen	1	
27	500-430	Ring Gear Vanguard	1	117 Teeth	52	500-539	Gasket	1	
	500-431	Ring Gear Press On	1	TR2-3 91 Teeth	53	500-426A	Dowel Pin	2	P/Plate-Flywheel
	500-432	Ring Gear Bolt On	1	TR3-4A 90 Teeth	58	700-216	Thin Pulley Kit	1	
28	500-434	Pilot Bushing	1		59	700-217	Fan Belt	1	
29	500-435	Bolt	4						
30	500-436	Lock Tab	2						
31	500-445	Reground Cam	1	Stock TR3-4A					
	500-447A	Performance Cam	1	Call for Grinds					
32	500-448	Front Cam Bearing	1						
33	500-449	Cam Bearing Set	1						
34	500-502	Cam Gear	1						
34A	500-502A	Adjustable Cam Gear	1						
35	500-503	Cam Bolt	2						
36	500-504	Lock Tab	1						
37	500-505	Timing Chain	1						
38	500-506	Tensioner	1						
39	500-507	Stud	1						
40	500-508	Washer	1						
41	500-509	Cotter Pin	1						
42	500-514	Gasket Timing Cover	1						
43	500-511	Timing Cover	1						
44	100-009	Timing Cover Seal	1						
45	500-519	Key	1						
46	500-523	Gasket	1						
47	500-524	Stud	2						

*****Note*****

Page 67 shows the thin pulley conversion with an Alternator kit. If you have a generator the kit is supplied with an aluminum generator pulley. If you have an alternator we can supply a thin pulley for the alternator and a proper fan belt for the alternator setup. Kit is complete with T/C seal to fit new crank pulley and crank pulley retaining bolt and washer.

Camshaft information:

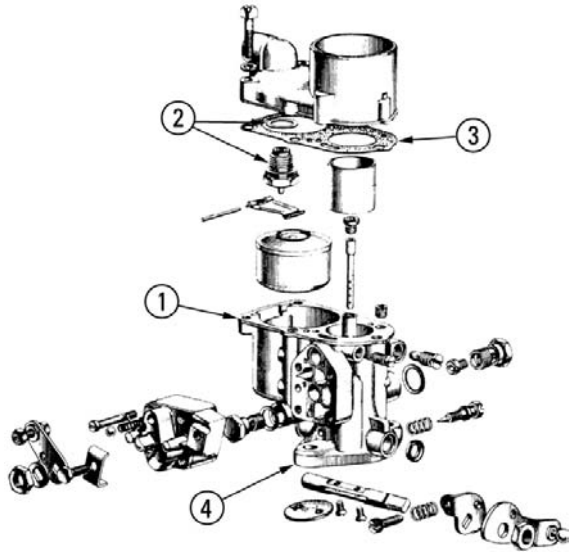
We have cam regrinds available from stock to full race. For a spirited road engine we recommend 2 cams that have our experience and dyno time behind them. Call for more detailed information.

The factory pulley on Morgan +4's was from the Standard Vanguard engines, these are NLA. We have a replacement wide pulley assembly #22. Numbers 23 and 24 used in place of 19, 20, 21 should be held in place using blue lock tight.



Carbs/Fuel Pump

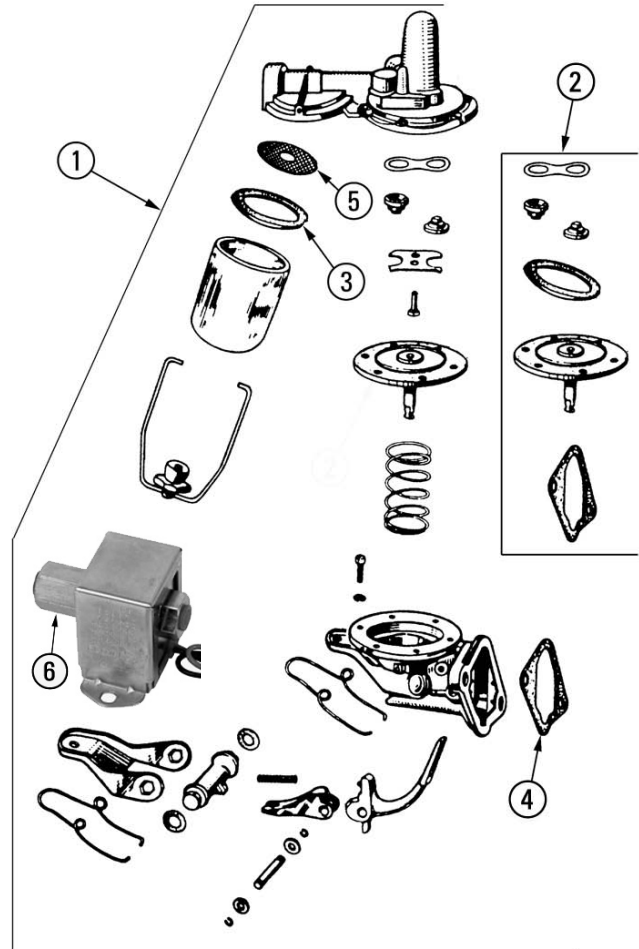
SOLEX



Line	Part#	Description	Qty.	Remarks
1	300-750	Carb New	1	
	300-753	Carb Rebuilt	1	Exchange
	300-756	Rebuild Kit	1	
2	300-771	Needle and Seat	1	
3	300-772	Cover Gasket	1	
4	300-779	Base Gasket	2	



Line	Part#	Description	Qty.	Remarks
1	400-700	Fuel Pump	1	No Priming Lever
	400-701	Fuel Pump	1	Priming Lever
2	400-702	Rebuild Kit	1	
3	400-705	Rubber Seal	1	
4	400-707	Gasket	1	
5	400-704	Brass Screen	1	
6	400-701	Fuel pump Electric		

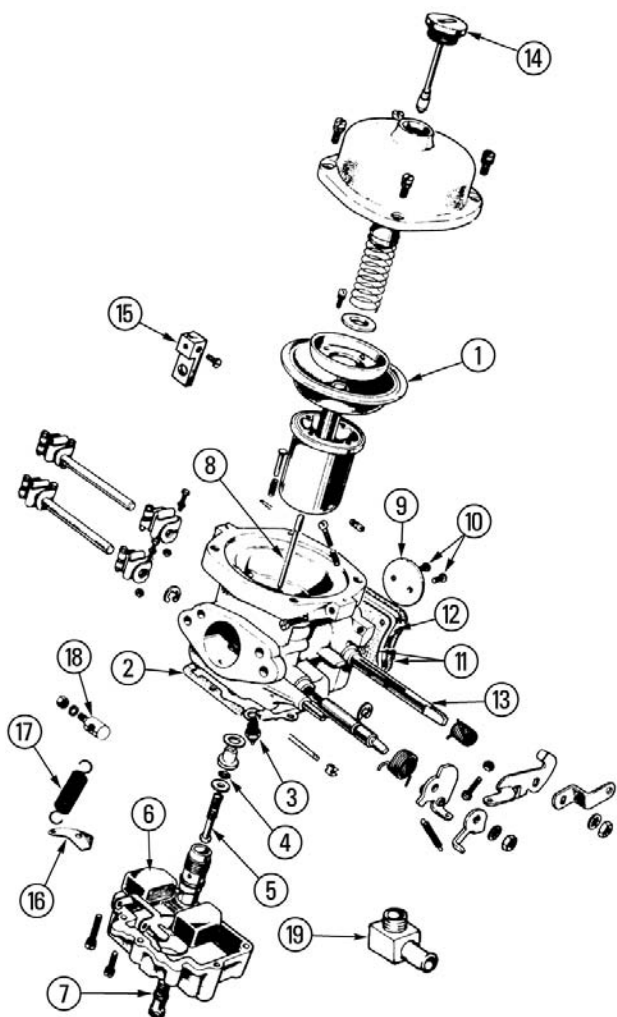


Morgan Spares Ltd. 70 County Route 7A Copake, NY 12516

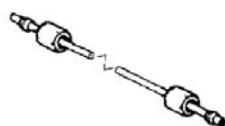
Carbs

STROMBERG

We have a small assortment of good, used Stromberg carburetors and parts that are not listed. We offer in-house rebuilding service.



For Vac Advance Lines and Fittings see Distributor Section



Line	Part#	Description	Qty.	Remarks
1	400-336	Diaphragm	2	
2	400-360	Chamber Gasket	2	
3	400-359	Needle and Seat	2	
4	400-375	O-Ring	2	
5	400-330	Jet	2	
6	400-356	Float	2	
7	400-367	O-Ring	2	
8	400-331	Needle	2	2A
9	400-320	Throttle Disc	2	
10	400-321	Disc Screw	4	
11	300-974	Gasket	4	
12	300-975	Insulating Block	2	
13	400-310	Throttle Shaft	2	Std
	400-311	Throttle Shaft	2	O/S
14	400-345	Damper	2	
15	400-416	Inner Cable Holder	1	
16	400-414	Bracket	1	
17	400-417	Return Spring	1	
18	400-389	Outer Cable Holder	1	
19	400-444	Vac AdvanceFitting	1	

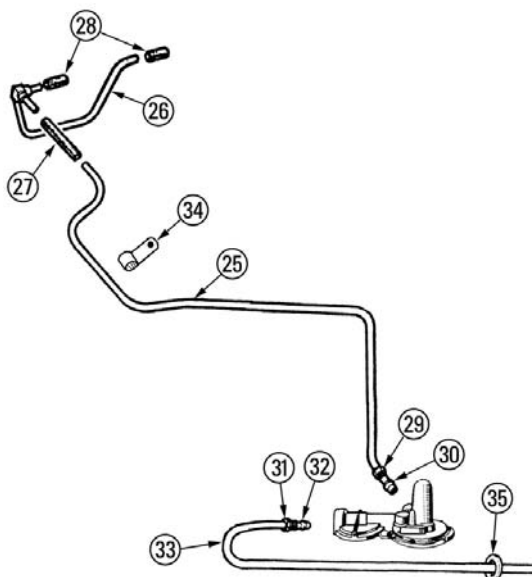
Rebuild Kit

The rebuild kit includes the major components to rebuild a pair of carbs less throttle shafts.

400-465	Rebuild Kit	1
---------	-------------	---

Fuel Lines

25	300-990	Line Carb-Pump	1	
26	400-430	Line Carb-Carb	1	
27	400-432	Hose Carb-Pump Line	1	
28	400-431	Hose Carb-Carb Line	2	
29	400-720	Fitting In Pump	1	1/4" Line
30	400-721	Comp Sleeve	1	1/4" Line
31	400-722	Fitting In Pump	1	5/16" Line
32	400-723	Comp Sleeve	1	5/16" Line
33	NLA	Fuel Line Plastic	1	2 Seater
	NLA	Fuel Line Plastic	1	4 Seater
	400-725	Stainless Steel	1	1/4" Line
34	400-014	Clip On Water Housing	1	Fuel and Vac Line
35	200-862	Grommet	1	



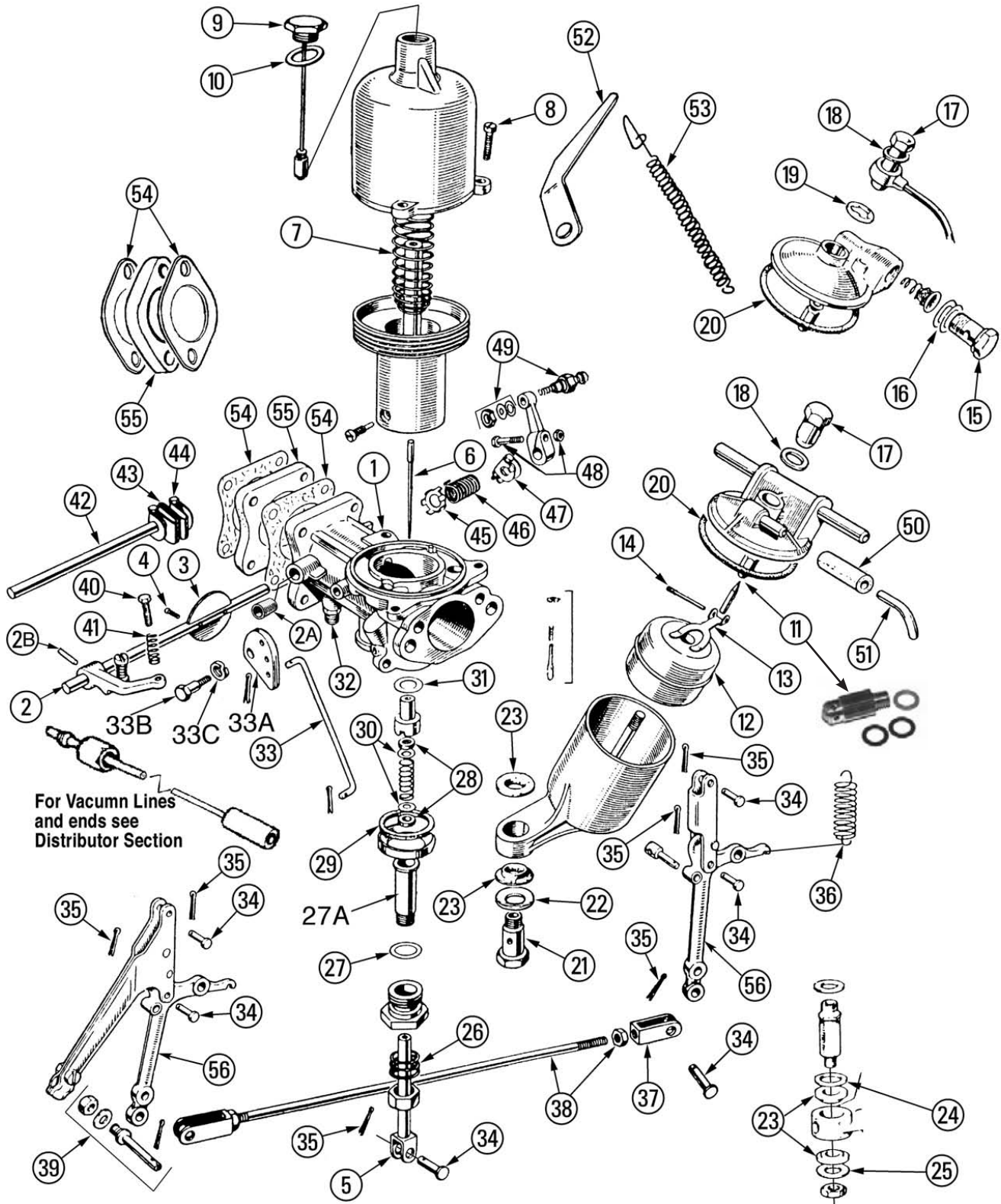
(888) 345-6647

www.morgan-spares.com morganspares@taconic.net

Carbs

We have an assortment of good, used H6 carburetors and parts that are not listed. We offer in-house rebuilding service.

H4&H6 SU



Morgan Spares Ltd. 70 County Route 7A Copake, NY 12516

Line	Part#	Description	Qty.	Remarks	Line	Part#	Description	Qty.	Remarks
1	300-800	Carb Rebuilt	2	H4 2 Bolt	44	300-909	Bolt/Washer/Nut	4	
	300-801	Carb Rebuilt	2	H6 Screw Conn.	45	300-912	Anchor Plate	2	
	300-802	Carb Rebuilt	2	H6 Push Conn.	46	300-913	Spindle Spring	2	
2	300-808	Throttle Shaft Std.	2	H4 2 Bolt	47	300-914	Clip	2	
	300-810	Throttle Shaft Std.	2	H6 4 Bolt		300-909	Clip Bolt	2	
	300-809	Throttle Shaft O/S	2	H4 2 Bolt	48	300-920	Bolt/Washer/Nut	1	
	300-811	Throttle Shaft O/S	2	H6 4 Bolt	49	300-921	Cable Connector	1	
2A	300-812	Bushing	4	Use when carb bodies are worn	50	300-995	Hose	2	
2B		Roll Pin			51	300-996	Vent Pipe	2	
3	300-813	Throttle Disc	2		52	300-922	Bracket	1	
4	300-814	Disc Screw	4		53	300-923	Spring	1	
5	300-815	Jet	2	H4 2 Bolt .090	54	300-974	Gasket	4	4 Bolt
	300-816	Jet	2	H6 4 Bolt .100		300-972	Gasket	4	2 Bolt
6	300-817	Needle	2	H4 2 Bolt (FV)	55	300-975	Insulating Block	2	4 Bolt
	300-818	Needle Std.	2	H6 4 Bolt (SM)		300-973	Insulating Block	2	2 Bolt
	300-819	Needle Lean	2	H6 4 Bolt (SL)	56	300-947	Arm Front and Rear	2	4 Bolt
	300-820	Needle Rich	2	H6 4 Bolt (RH)					
7	300-825	Spring	2	H4 2 Bolt					
	300-826	Spring	2	H6 4 Bolt					
8	300-830	Dome Screw	6						
9	300-833	Damper	2						
10	300-832	Fibre Washer	2						
11	300-834	Needle & Seat	2	Viton Tip					
	300-835	Needle & Seat	2	Gross Jet					
12	300-836	Float	2						
13	300-837	Float Lever	2						
14	300-838	Lever Pin	2						
15	300-842	Banjo Bolt	2						
16	300-843	Fibre Washer	4						
17	300-848	Lid Bolt	2						
	300-859	Lid Bolt	2						
18	300-849	Alloy Washer	2						
19	300-852	Fibre Washer	2						
20	300-863	Lid Gasket	2						
21	300-871	Banjo Bolt	2						
22	300-872	Dished Washer	2						
23	300-869	Rubber Grommet	4						
24	300-870	Fibre Washer	2						
25	300-868	Fibre Washer	2						
26	300-878	Spring	2						
27	300-882	Copper Washer	2						
28	300-890	Cork Gland Washer	4						
29	300-885	Cork Washer	2						
30	300-891	Brass Washer	4						
31	300-894	Copper Washer	2						
32	300-900	Vac. Fitting	1						
33	300-904	Link	1						
33A	300-901	Fast Idle Cam	1						
33B	300-902	Pivot Bolt	1						
33C	300-903	Spring Washer	1						
34	300-958	Clevis Pin	7						
35	200-862	Cotter Pin	8						
36	300-949	Spring	2						
37	300-954	Clevis End	2						
38	300-953	Rod & Nuts	1						
39	300-963	Choke Pin Assy	1						
40	300-925	Screw	3	Idle & Fast Idle					
41	300-926	Spring	3						
42	300-907	Connecting Shaft	1						
43	300-908	Spring Coupling	2						

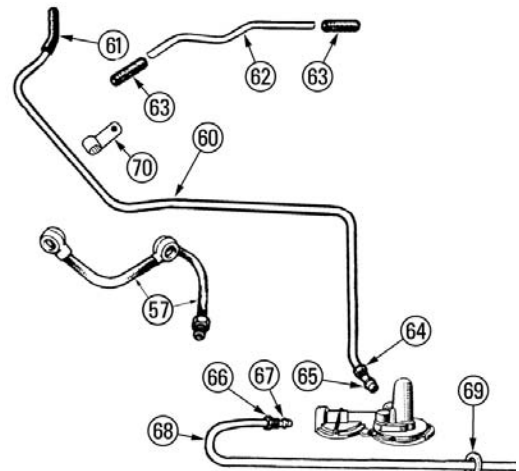
Rebuild Kits

The rebuild kit includes the major components to rebuild a pair of carbs less throttle shafts.

400-024	Major Rebuild Kit	1	H4 2 Bolt
400-025	Major Rebuild Kit	1	H6 4 Bolt
400-027	Gasket Kit	1	H4 2 Bolt
400-028	Gasket Kit	1	H6 4 Bolt

Fuel Lines and Fittings

57	300-980	Steel Braided Line Kit	1	
		Pump to Carb/ Carb-Carb		Banjo Conn.
60	300-990	Line Carb-Pump	1	Push Conn.
61	300-989	Hose Carb-Pump Line	1	Push Conn.
62	300-987	Line Carb-Carb	1	Push Conn.
63	300-988	Hose Carb-Carb line	2	Push Conn.
64	400-720	Fitting In Pump	1	1/4" Line
65	400-721	Comp Sleeve	1	1/4" Line
66	400-720	Fitting In Pump	1	1/4" Line
	400-722	Fitting In Pump	1	5/16" Line
67	400-721	Comp Sleeve	1	1/4" Line
	400-723	Comp Sleeve	1	5/16" Line
68	400-725	Gas Line Stainless	1	Low Tank
	400-725A	Gas Line Stainless	1	High Tank
	NLA	Gas Line Plastic	1	Roadster
	NLA	Gas Line Plastic	1	4 Seater
69	200-862	Grommet	1	
70	400-014	Clip On Water Housing	1	Fuel and Vac Line

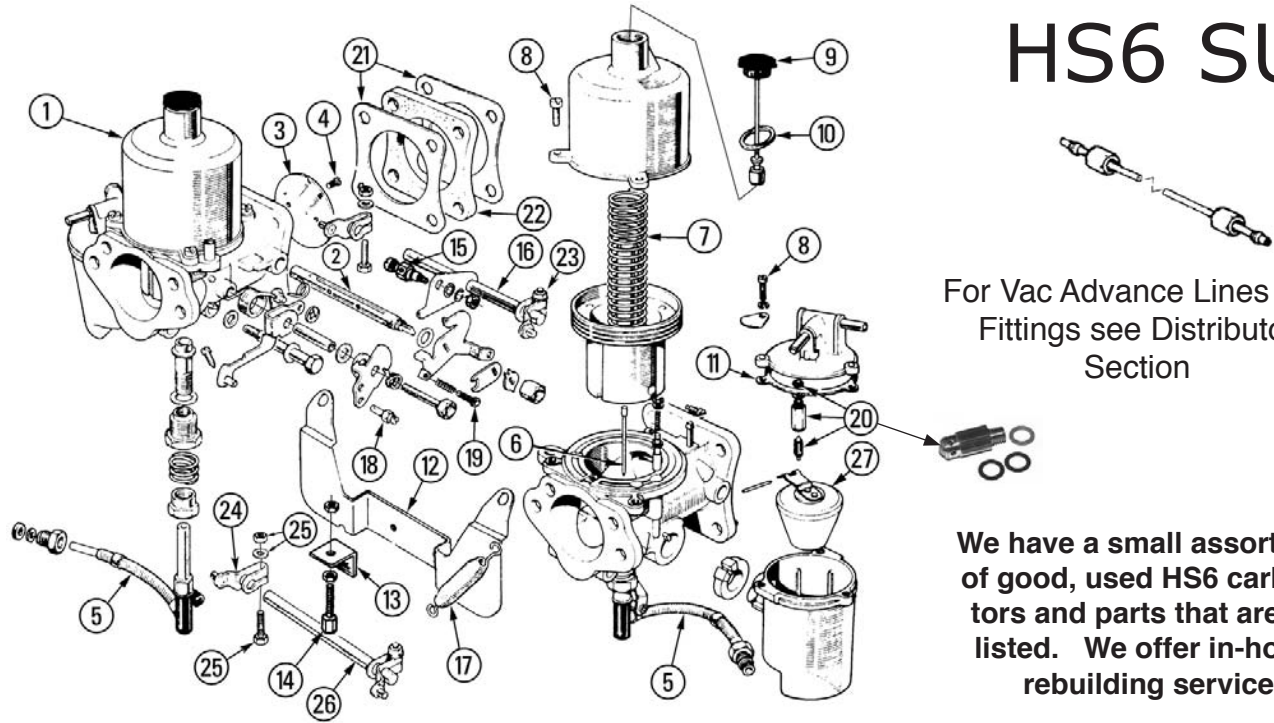


(888) 345-6647

www.morgan-spares.com morganspares@taconic.net

Carbs

HS6 SU



Line	Part#	Description	Qty.	Remarks
1	400-125	Carb New Front	1	No Linkage
	400-126	Carb New Rear	1	No Linkage
	400-128	Carb Set Rebuilt	1	
2	400-135	Throttle Shaft	2	Std.
	400-136	Throttle Shaft	2	O/S
	300-812	Shaft Bushing	A/R	
3	300-813	Throttle Disc	2	
4	300-814	Disc Screw	4	
5	400-142	Jet Front Carb	1	
	400-143	Jet Rear Carb	1	
6	400-144	Needle	1	TW
7	400-149	Piston Spring	2	
8	300-830	Dome and Lid Screw	12	
9	400-153	Damper	2	
10	300-832	Fibre Washer	2	
11	400-166	Gasket Float Lid	2	
12	400-200	Bracket	1	
13	400-201	Bracket	1	
14	400-202	Cable Adjuster	1	
15	400-203	Throttle Cable Conn.	1	
16	400-205	Throttle Shaft	1	
17	400-212	Return Spring	2	
18	400-226	Choke Cable Pin	1	
19	400-227	Idle-Fast Idle Screw	4	
	400-228	Spring	4	
20	300-834	Needle and Seat	2	Viton Tip
	300-835	Needle &Seat	2	Gross Jet
21	300-974	Gasket	4	
22	300-975	Insulating Block	2	
23	400-206A	Clamp Front Carb	2	C/W Bolt-Washer-Nut
24	400-206	Clamp Rear Carb	2	C/W Bolt-Washer-Nut
25	400-211	Bolt-Washer-Nut	4	
26	400-215	Choke Shaft	1	
27	400-164	Float	2	

Line	Part#	Description	Qty.	Remarks
------	-------	-------------	------	---------

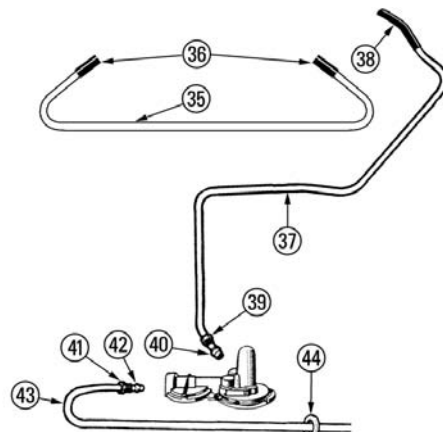
Rebuild Kits

The rebuild kit includes the major components to rebuild a pair of carbs less throttle shafts.

400-260	Major Rebuild Kit	1	
400-265	Gasket Kit	1	

Fuel Lines and Fittings

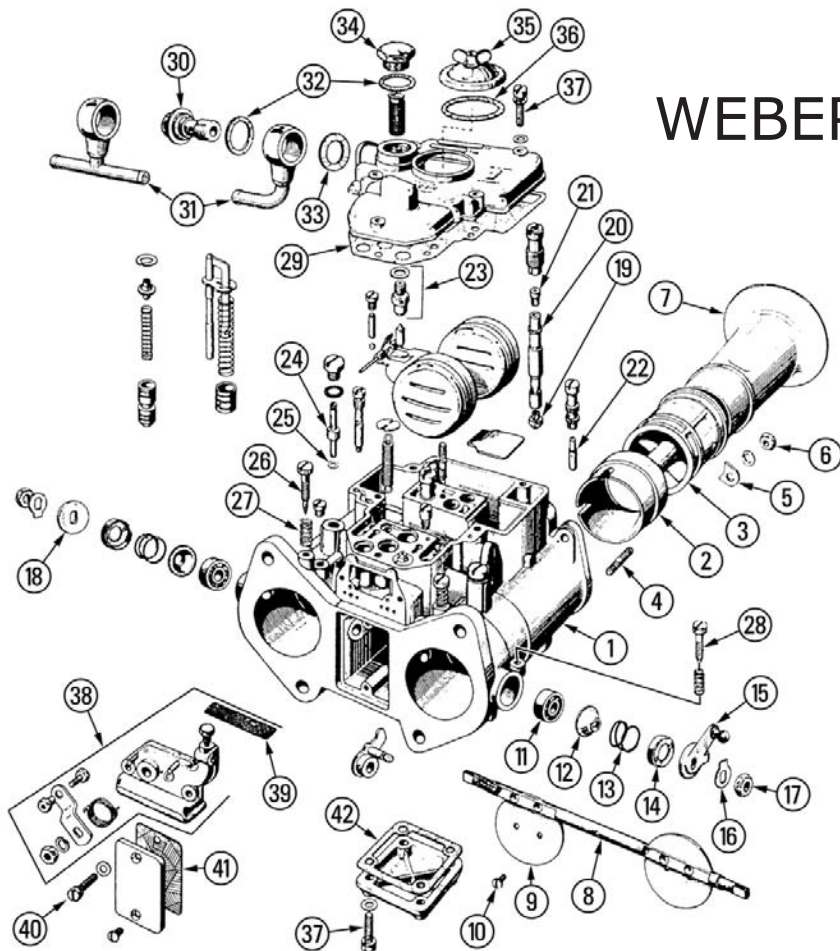
35	400-240	Line Carb-Carb	1	
36	400-241	Hose Carb-Carb Line	2	
37	400-243	Line Carb-Pump	1	
38	400-242	Hose Carb-Pump Line	1	
39	400-720	Fitting In Pump	1	1/4" Line
40	400-721	Comp Fitting	1	
41	400-722	Fitting In Pump	1	5/16 Line
42	400-723	Comp Fitting	1	
43	NLA	Fuel Line Plastic	1	2 Seater
	NLA	Fuel Line Plastic	1	4 Seater
	400-725	Fuel Line Stainless	1	1/4" Line
44	200-862	Grommet	1	



Morgan Spares Ltd. 70 County Route 7A Copake, NY 12516

Carbs

WEBER 42 & 45 DCOE

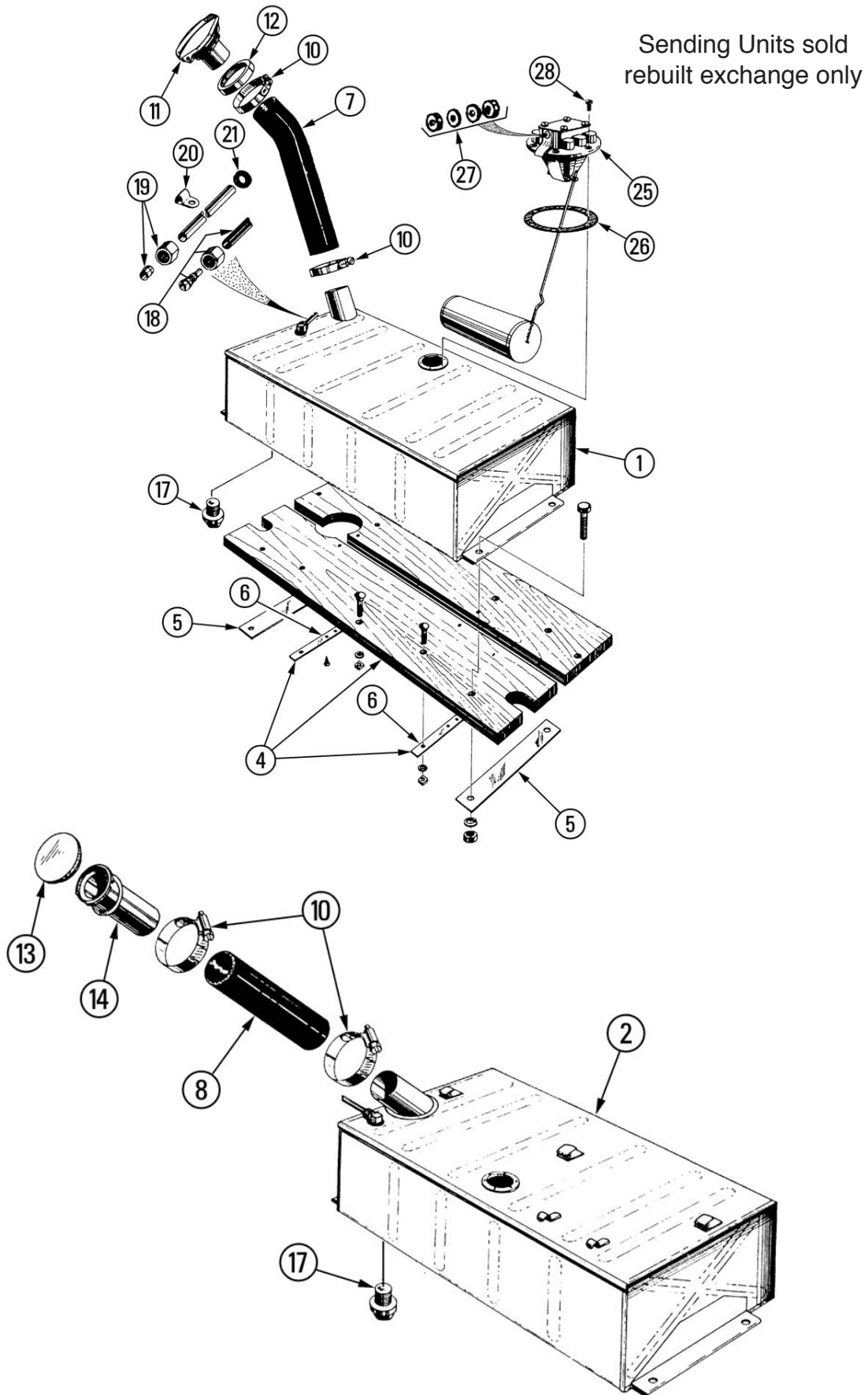


Line	Part#	Description	Qty.	Remarks	Line	Part#	Description	Qty.	Remarks
1	300-500	Carb New	2	42 DCOE	20	300-513	Emulsion Tube	4	State Size
	300-501	Carb New	2	45 DCOE	21	300-512	Main Jet	4	State Size
	300-502	Carb Rebuilt	2	42 DCOE	22	300-515	Idle Jet	4	State Size
	300-502A	Carb Rebuilt	2	45 DCOE	23	300-521	Needle and Seat	2	2.0
2	300-510	Choke Tube	4	State Size 30-38	24	300-516	Pump Jet	4	State Size
3	300-511	Aux Venturi	4	3.5/4.5/5.0	25	300-517	Alloy Washer	4	
4	300-580	Stud	8		26	300-568	Idle Mixture Screw	4	
5	300-581	Tab	8		27	300-566	Spring	6	
6	300-583	Nut	8		28	300-565	Idle Speed Screw	2	
7	300-507	Air Horn	4	45 DCOE	29	300-525	Cover Gasket	2	
8	300-542	Shaft	2	42 DCOE	30	300-570	Banjo Bolt	2	Steel
	300-543	Shaft	2	45 DCOE	31	300-585	Banjo Single	1	
9	300-541	Disc	4	42 DCOE		300-586	Banjo Double	1	
	300-541A	Disc	4	45 DCOE	32	300-576	Washer	4	
10	300-540	Screw Original	4		33	300-577	Washer	2	
	300-540A	Screw Replacement	4		34	300-571	Cover	2	
11	300-545	Bearing	4		35	300-578	Jet Cover	2	
12	300-546	Dust Cover	4		36	300-579	Cover Gasket	2	
13	300-547	Spring	4		37	300-574	Cover Screw	18	
14	300-548	Retainer	4		38	300-596	Starter	2	
15	300-555	Arm	1	LH	39	300-598	Screen	2	
	300-558	Arm	1	RH	40	300-593	Starter Screw	4	
16	300-549	Lock Tab	4		41	300-588	Gasket	2	
17	300-550	Shaft Nut	4		42	300-589	Gasket	2	
18	300-560	Flat Washer	2						
19	300-514	Air Jet	4	State Size					

(888) 345-6647

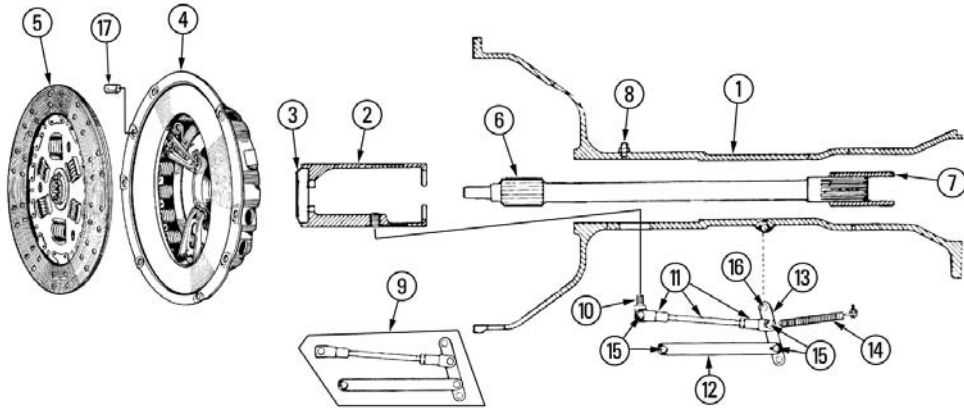
www.morgan-spares.com morganspares@taconic.net

Fuel Tanks



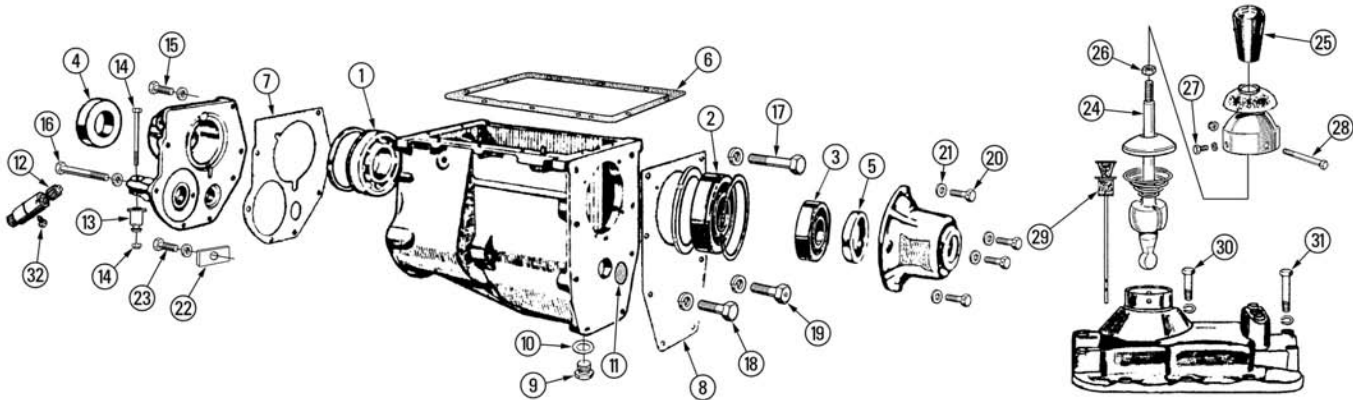
Morgan Spares Ltd. 70 County Route 7A Copake, NY 12516

Bellhousing/Clutch Transmission External



Line	Part#	Description	Qty.	Remarks
Bellhousing and Clutch				
1	NLA	Bellhousing New	1	NLA
	100-351	Bellhousing Rebuilt	1	Sleeved
2	100-355	Sliding Collar	1	C/W Carbon
3	100-357	Carbon	1	
4	100-372	Pressure Plate	1	
5	100-373	Disc	1	
6	100-352	Input Shaft	1	C/W Coupling
7	100-353	Coupling	1	
8	100-369	Grease Fitting	1	

Line	Part#	Description	Qty.	Remarks
9	100-360	Linkage Kit	1	Includes*
10	100-365	Eye Bolt	1	
11*	100-361	Rod and Ends	1	
12*	100-363	Links	2	
13*	100-362	Lever With 4 Holes	1	
14	100-364	Return Spring	1	
15*	100-366	Clevis Pin	4	
16*	100-367	Clevis Pin	1	
	100-368	Cotter Pin	5	For 100-366/67
17	500-426A	Dowel Pin	2	P/P to Flywheel

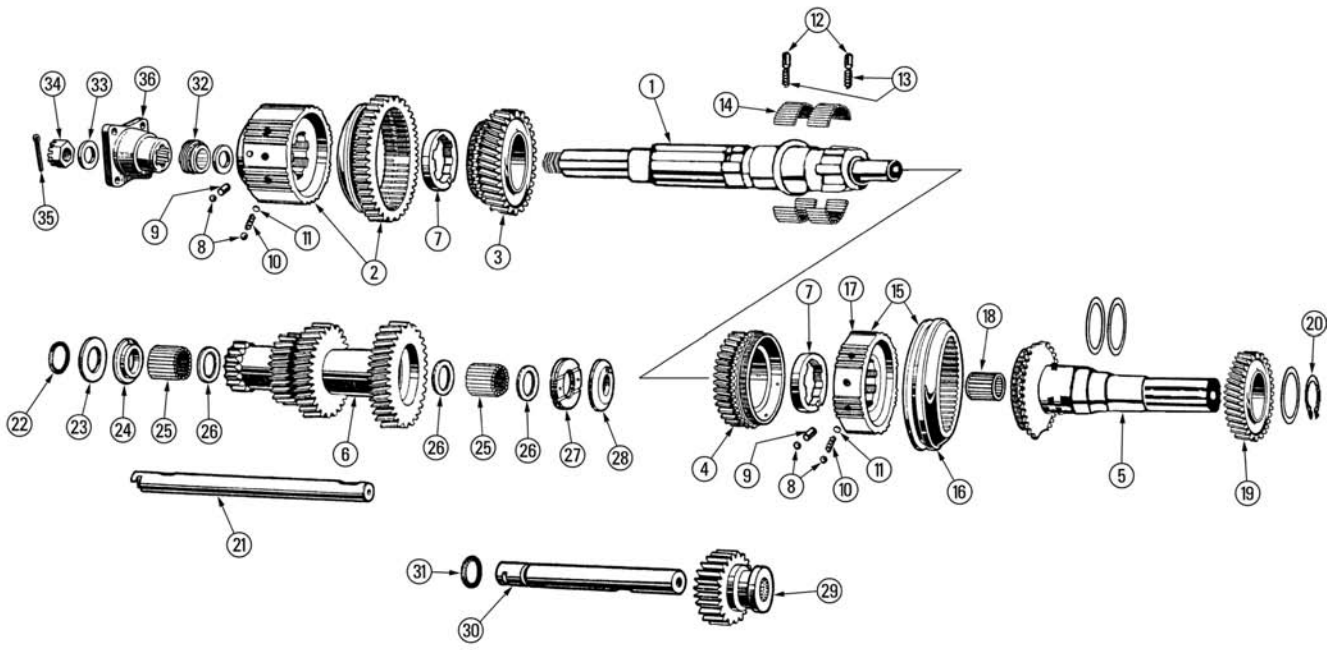


Line	Part#	Description	Qty.	Remarks
Gearbox External				
		Morgan Spares can rebuild your box, call for details		
1	100-102	Bearing Rear	1	C/W Clip
2	100-101	Bearing Middle	1	C/W Clip
3	100-100	Bearing Front	1	
4	100-010	Rear Seal	1	
5	100-011	Front Seal	1	
6	300-197	Top Gasket	1	
7	300-195	Rear Gasket	1	
8	300-196	Front Gasket	1	
9	300-238	Drain Plug	1	
10	300-239	Fibre Washer	1	
11	300-240	Fibre Plug	1	
12	300-236	Speedo Driven Gear	1	
13	300-204	Trans Mount	2	3 Eared
	300-204A	Trans Mount	2	2 Eared
14	300-203	Bolt and Nut	2	Grade 8
15	300-190	Bolt Rear Cover	6	5/16 BSF

Line	Part#	Description	Qty.	Remarks
16	300-191	Bolt Rear Cover	1	5/16 BSF
17	300-183	Front Bolt	4	7/16 BSF
18	300-184	Front Bolt	1	7/16 BSF
19	200-037	H/B Cable Bolt	1	
20	300-188	Nose Bolt	4	5/16 BSF Drilled
21	300-189	Copper Washer	NLA	
22	300-193	Retaining Tab	1	
23	300-194	Bolt	1	5/16 BSF
24	300-214	Gear Lever	NLA	
	300-215	Gear Lever	1	Repaired
25	300-216	Gear Knob	1	
26	300-219	Jam Nut	1	
27	100-549	Retaining Bolt	1	1/4 BSF
28	300-220	Retaining Bolt and Nut	1	1/4 x 21/4
29	300-220	Dip Stick	1	
30	300-202	Top Bolt	6	5/16 BSF
31	300-201	Top Bolt	4	5/16 BSF
32	NLA			

Morgan Spares Ltd. 70 County Route 7A Copake, NY 12516

Transmission Internal



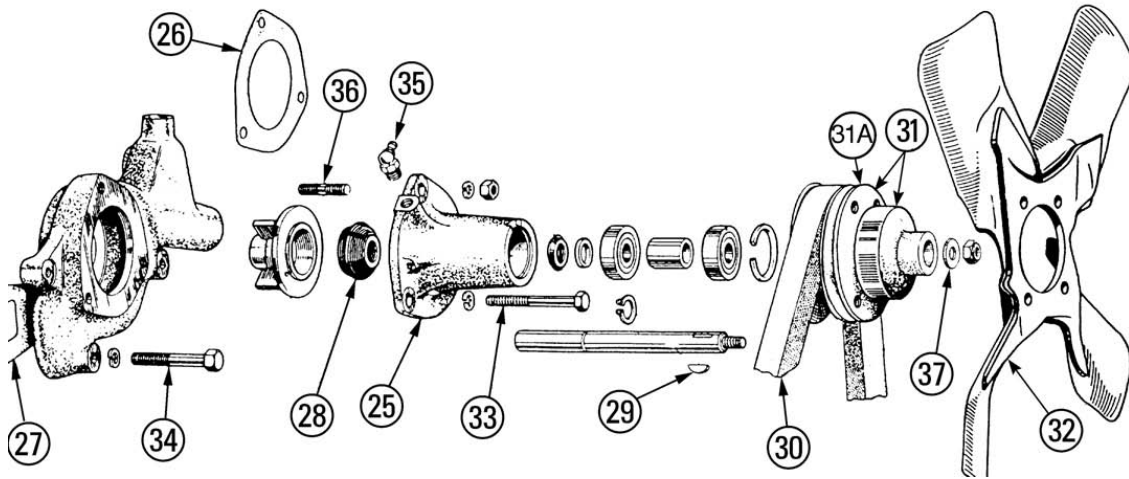
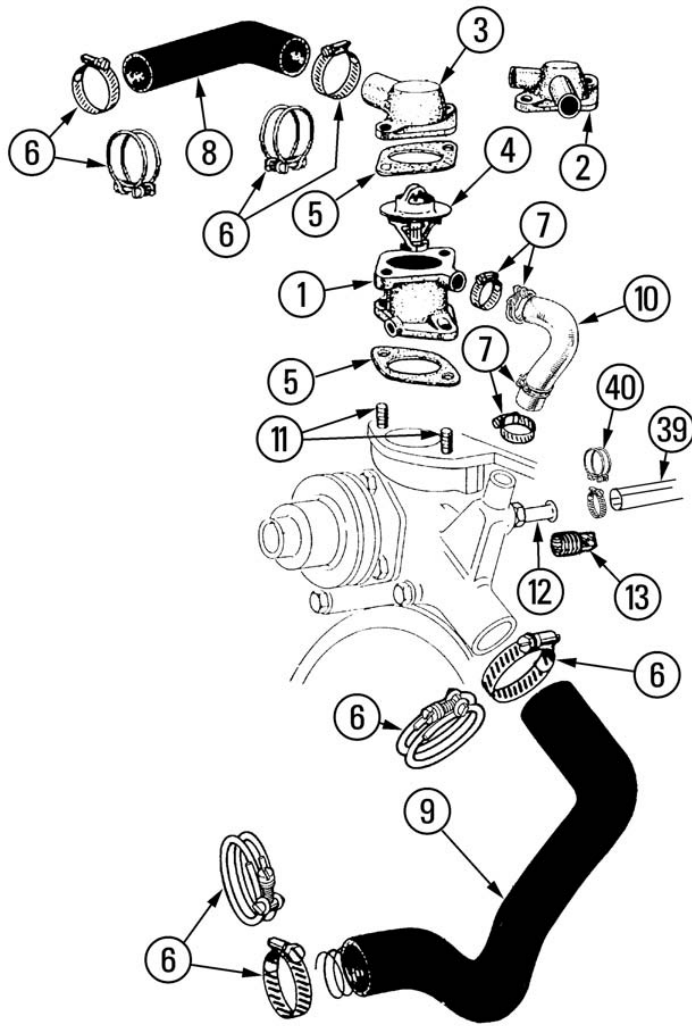
Line	Part#	Description	Qty.	Remarks	Line	Part#	Description	Qty.	Remarks
1	300-267	Main Shaft	1		19	NLA	Input Gear CR	1	Used only
2	300-270	1st Gear Assembly	1			NLA	Input Gear HR	1	Used only
3	300-258	2nd Gear	1		20	300-247	Snap Ring	1	
4	300-257	3rd Gear	1		21	300-300	Lay Shaft	1	
5	300-246A	Constant Input Shaft	1		22	300-301	O-Ring	1	
6	300-297	Cluster Gear	1	CR	23	300-307	Thrust Washer .152	1	
	300-298	Cluster Gear	1	HR		300-308	Thrust Washer .156	1	
7	300-264	Retainer /471/.472				300-309	Thrust Washer .159	1	
	300-265	Retainer /473/.474				300-310	Thrust Washer .162	1	
	300-266	Retainer /475/.476				300-311	Thrust Washer .164	1	
8	300-253	Ball	15		24	300-306	Outer Retainer	1	
9	300-271	Plunger .490	A/R		25	300-315	Needle Roller	58	
	300-272	Plunger .495	A/R		26	300-305	Inner Retainer	3	
	300-273	Plunger .500	A/R		27	300-303	Bronze Washer	1	
10	300-254	Spring	12		28	300-302	Outer Washer	1	
11	300-255	Shim .006	A/R		29	300-292	Reverse Gear	1	
12	300-262	Plunger	2		30	300-290	Reverse Shaft	1	
13	300-263	Spring	2		31	300-291	O-Ring	1	
14	300-259	Needle Roller	82		32	300-281	Speedo Drive Gear	1	
15	300-252	3-4 Syncro Assembly	1		33	300-285	Washer	1	
16	300-251	Syncro Sleeve	1		34	300-286	Castle Nut	1	
17	300-250	Hub	1		35	300-287	Cotter Pin	1	
18	300-249	Caged Needle Roller	1		36		Flange	1	Used Only

* Many of the major gearbox components are NLA. We do have a small assortment of used parts. You may also want to consider a 5 speed gearbox shown on page 64 and our web site.

(888) 345-6647

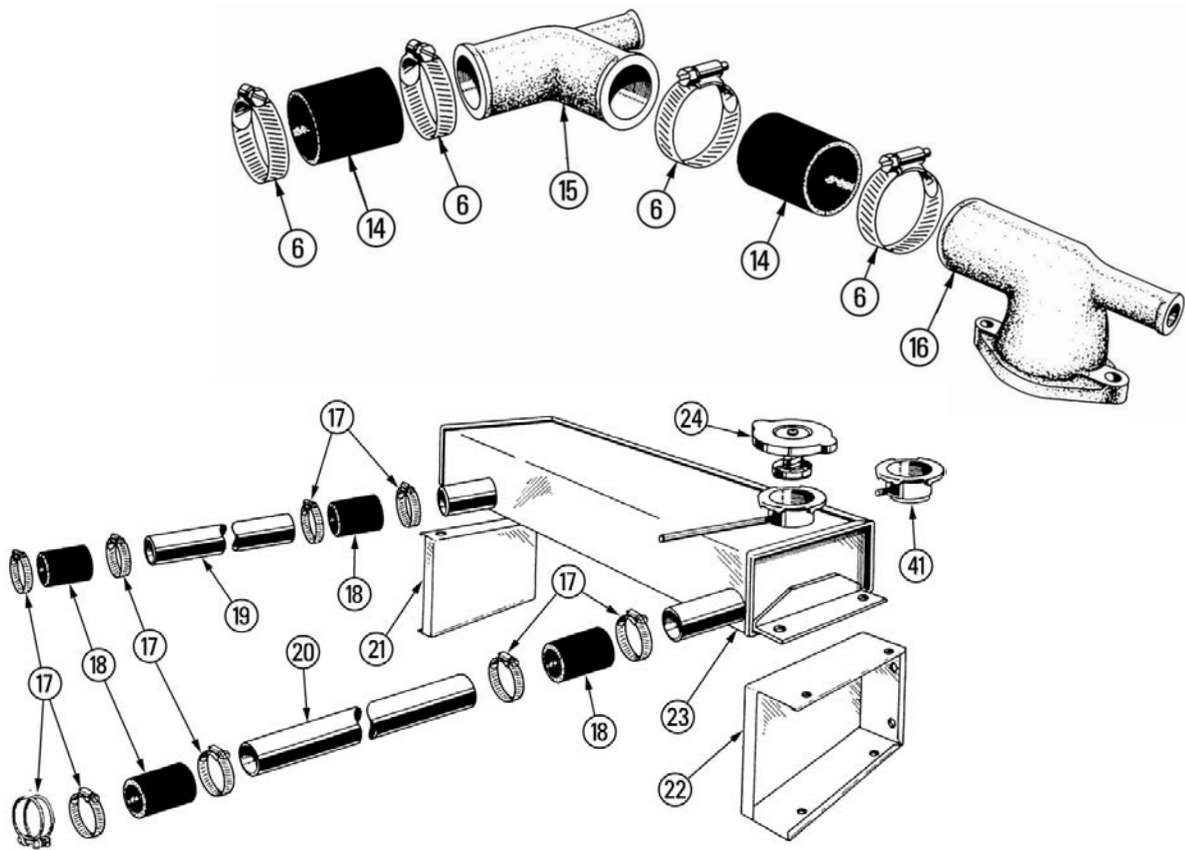
www.morgan-spares.com morganspares@taconic.net

Cooling System



Morgan Spares Ltd. 70 County Route 7A Copake, NY 12516

Cooling System

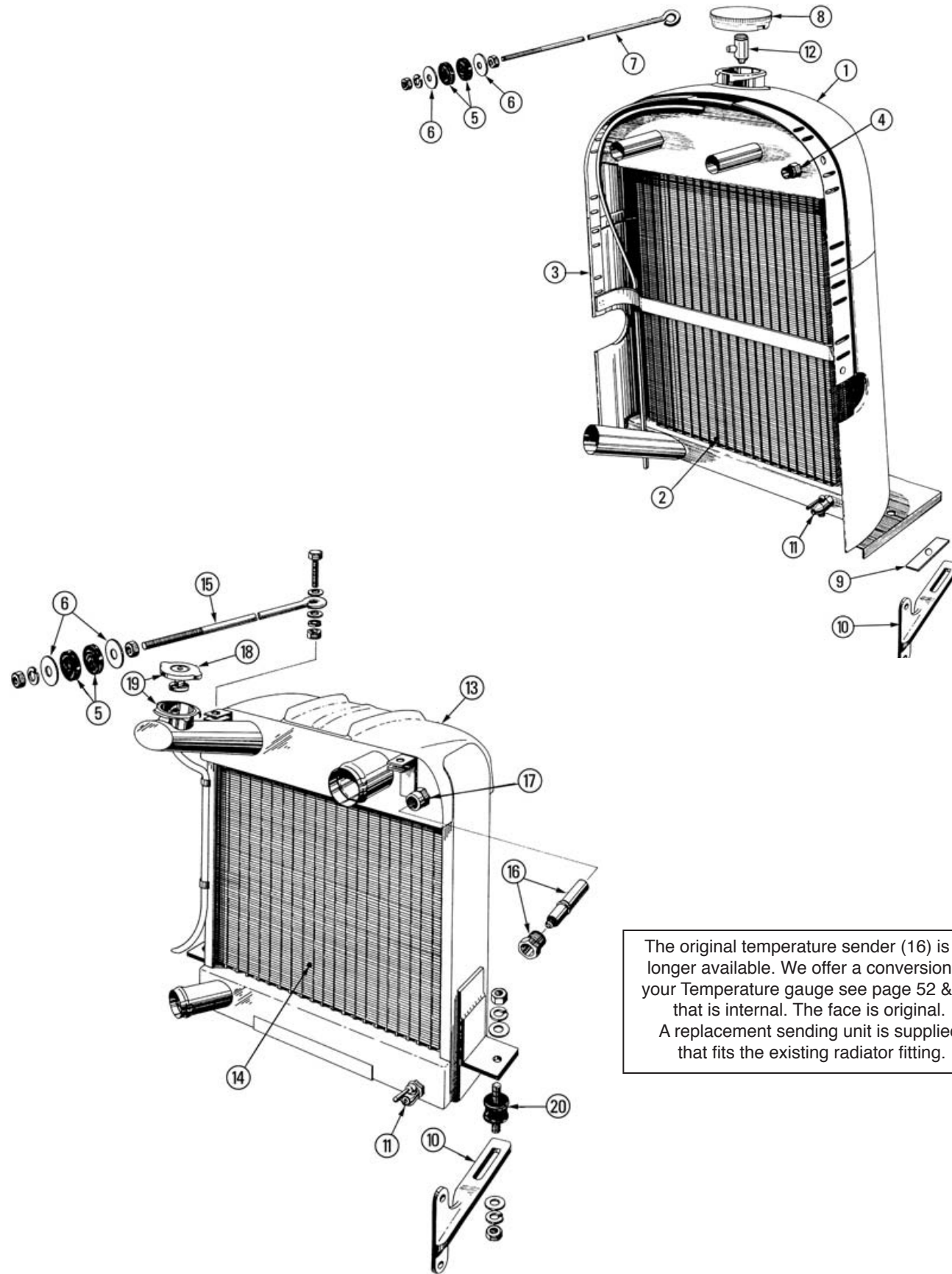


Line	Part#	Description	Qty.	Remarks	Line	Part#	Description	Qty.	Remarks
1	300-372	Thermostat Housing	1		21	300-388	Bracket RH	1	Super Sport
2	300-373	Top Cover	1	1950-53	22	300-388A	Bracket LH	1	Super Sport
3	300-374	Top Cover	1	1954-68	23	300-389	Tank	1	Super Sport
4	300-379	Thermostat	1	160 Degree	24	300-396	Radiator Cap	1	1" Deep 4Lb
	300-380	Thermostat	1	180 Degree	25	300-340	Water Pump Assembly	1	C/W Gasket
5	300-378	Gasket	2		26	300-356	Gasket	1	
6	300-385	Clamp Modern Style	2-4		27	300-357	Gasket	1	
	300-385A	Clamp Original Style	2-4		28	300-345	Seal	1	OEM Pump
7	300-386	Clamp Modern Style	2-6		29	300-347	Key	1	
	300-386A	Clamp Original Style	2-6		30	300-362	Belt	1	
8	300-384	Top Hose	1		31	300-342	Pulley and sleeve	1	Steel
9	300-382	Lower Hose	1			300-343	Pulley and sleeve	1	Aluminum
10	300-381	Bypass Hose	1-3	2 on 50-54	31A	300-344	Aluminum Sleeve	1	
11	300-387	Housing Stud on Head	2		32	USED	Fan Steel	1	used only
12	300-360	Heater Nipple	1		33	300-364	Bolt	1	
13	300-359	Blocking Plug	1		34	300-363	Bolt	2	
14	300-392	Hose	2	Super Sport	35	300-367	Grease Fitting	1	OEM Pump
15	300-376	Elbow	1	Super Sport	36	300-358	Stud	1	
16	300-375	Thermostat Housing	1	Super Sport	37	300-368	Heavy Duty Washer	1	
17	300-386	Clamp Modern Style	8	Super Sport	38	300-361A	Replacement Fan Kit	1	6 Blade Plastic
	300-386A	Clamp Original Style	8		39	300-394	Heater Hose	1	
18	300-393	Hose	4	Super Sport	40	300-395	Clamp Modern Style	4	
19	300-391	Copper Pipe RH 24"	1	Super Sport		300-395A	Clamp Original Style	4	
20	300-390	Copper Pipe LH 28"	1	Super Sport	41	300-398	Neck 3/4" Deep		
					300-399	Overflow Cap	1	3/4" 7 Lbs	

(888) 345-6647

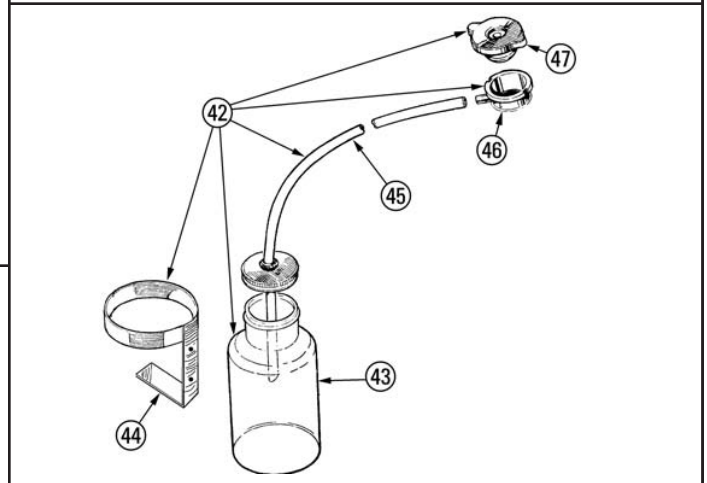
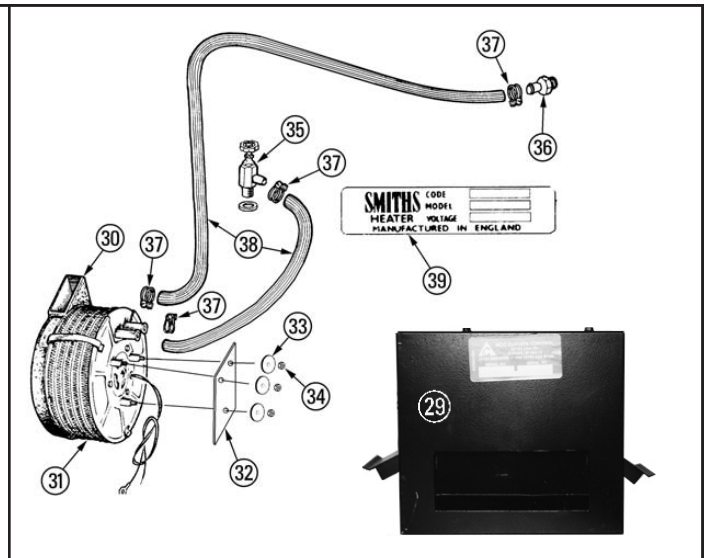
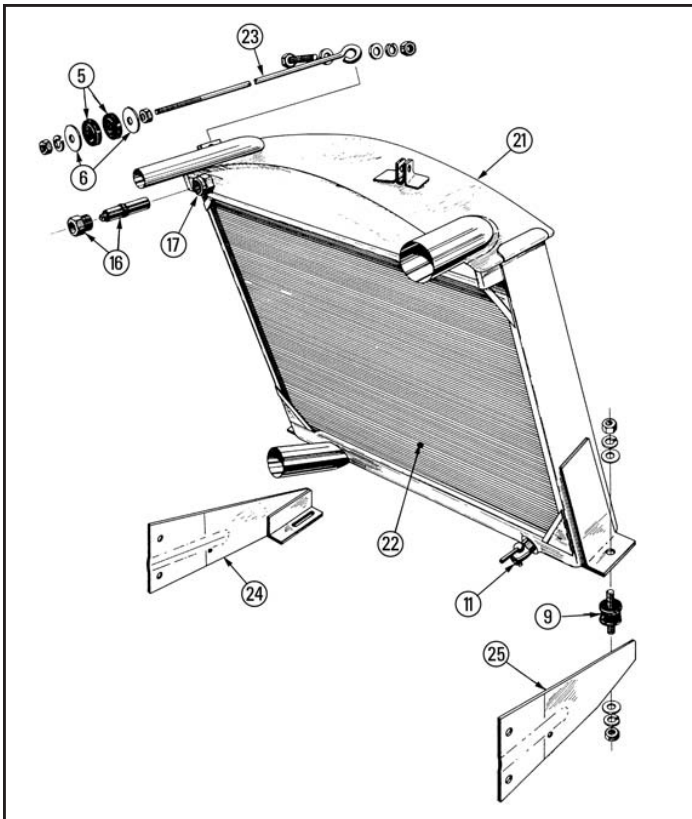
www.morgan-spares.com morganspares@taconic.net

Cooling System



The original temperature sender (16) is no longer available. We offer a conversion to your Temperature gauge see page 52 & 53 that is internal. The face is original. A replacement sending unit is supplied that fits the existing radiator fitting.

Cooling System



Line	Part#	Description	Qty.	Remarks
Radiators				
1	300-400	Radiator Assembly	1	1950-53
2	300-401	Core	1	
3	300-402	Shell	1	Brass
4	300-420	Sender Adapter	1	
5	300-417	Rubber Washer	4	
6	300-418	Steel Washer	4	
7	300-405	Stay Rod	2	
8	300-403	Cap	1	
9	NLA	Rubber Pad	2	
10	300-419	Mounting Bracket	2	
11	300-404A	Drain Cock	1	Original-Curved
	300-404	Drain Cock	1	Replacement
12	300-409	Overflow Check valve	1	
13	300-410	Aluminum Radiator	1	1954-63
	300-413	Aluminum Radiator	1	1964-68
14	NLA	Radiator Core		
15	300-416	Stay Rod	2	
16	NLA	*Sending Unit see note to left*		
17	300-421	Sender Adapter	1	
18	300-396	Cap	1	1" Deep
19	300-399	Cap	1	3/4" Deep
	300-398	3/4 Deep Neck	1	For 300-399
20	300-425	Mount	2	
21	300-414A	Aluminum Radiator	1	Super Sport
22	NLA	Radiator Core	1	
23	300-416	Stay Rod	2	
24	300-423	Bracket LH	1	
25	300-424	Bracket RH	1	

Line	Part#	Description	Qty.	Remarks
Heater				
29	300-454	Heater Assembly	1	As used by Fergus
30	300-451	Heater Assembly	1	Smith Type
31	300-453	Core	1	Smith Type
32	300-456	Plate	1	
33	300-418	Washer	3	
34	BSF 1/4	Nut	3	1/4 BSF
35	300-365	Water Valve	1	
36	300-360	Fitting In Pump	1	
37	300-395	Clamp	4	Modern Style
	300-395A	Clamp	4	Original Style
38	300-394	Heater Hose	1	1/2"
39	300-458	Manufacturer Plate	1	
Overflow System				
42	300-460	Overflow Kit	1	
43	300-461	Bottle	1	
44	300-462	Bracket	1	
45	300-463	Hose	1	
46	300-398	Replacement Neck	1	3/4 Deep
47	300-399	Overflow Cap	1	7 Lbs

(888) 345-6647

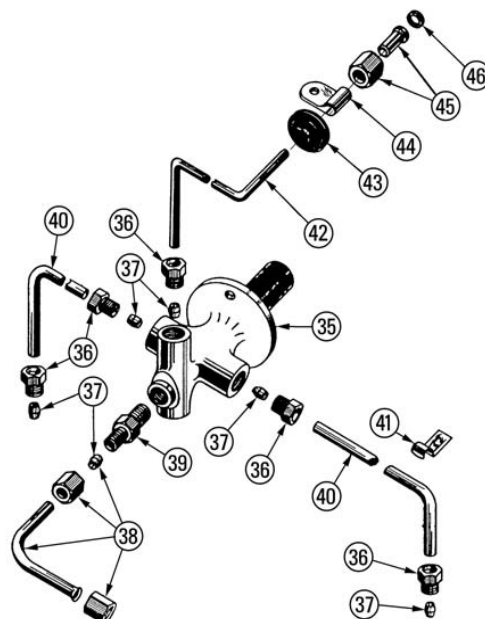
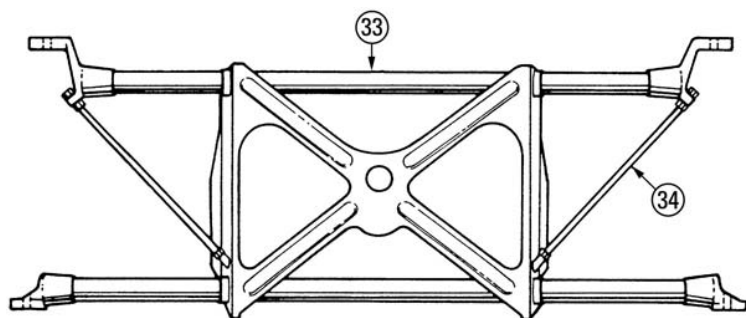
www.morgan-spares.com morganspares@taconic.net

Front Suspension

Line	Part#	Description	Qty.	Remarks	Line	Part#	Description	Qty.	Remarks
Front Suspension									
1		Stub Axle LH	1	1950-54	24	100-748	Spacer Block	2	Drum Brakes
		Stub Axle RH	1	1950-54	25	100-749	Spacer Block	2	Disc Brakes
	100-669	Stub Axle LH	1	1955-68	26	100-750	Strap	4	
	100-670	Stub Axle RH	1	1955-68	27	100-750A	Bolt and Nut	4	
	100-673	Stub Axle LH	1	Comp Axle	28	100-783	Lower Strut	2	
	100-674	Stub Axle RH	1	Comp Axle		100-784	Lower Strut	2	0 Camber
	See Note Below				29	100-721	Axle Nut Drum Brake	2	
2	100-700	Shock Mount Assembly	2			100-720	Axle Nut Disc Brake	2	
3	100-703	Mount Nut	2			100-722	Axle Nut H/D Axle	2	
4	100-705	Upper Shock Mount	2		30	100-723	Washer Drum Brake	2	
4A	600-163	Fender Bracket LH	1	1954-67		100-724	Washer Disc Brake	2	
	600-164	Fender bracket RH	1	1954-67		100-725	Washer H/D Axle	2	
5	100-710	Shock "Sachs" Gas	2		31	100-727	Cotter Pin	2	Std Axle
	100-710A	KYB Shocks	2			100-727A	Cotter Pin	2	H/D Axle
	100-711	Shock Koni	2		32	100-741	Rubber Dust Seal	2	
	100-712	Shock Spax	2		Subframe				
6	100-713	Upper Washer	2		Please order #34 Tension Rod and End as well as #18 Lower King Pin Plate separately. They are not included with the Subframe Assembly.				
7	100-714	Lower Washer	2		33	100-780	Subframe	1	
8	100-716	Upper Grommet	4			100-781	Subframe	1	0 Camber
9	100-717	Lower Grommet	4		34	100-782	Tension Rod and End	2	UNF C/W Ends
10	100-718	Inner Washer	2		Oiler Assembly				
11	100-719	Outer Washer	2		35	100-751	Oiler Assy	1	
12	100-728	Grease Fitting	2		36	100-758	Brass Nut	5	
13	100-729	Main Spring	2		37	100-759	Comp Sleeve	5	
14	100-730	Rebound Spring	2		38	100-755	90 Degree Line	1	1950-64
15	100-735	King Pin	2	c/w Lower Nut	39	100-754	Adapter	1	
	100-735A	Stainless King Pin	2		40	100-765	Oiler Line	2	Steel
16	100-736	King Pin Bolt	2			100-766	Oiler Line	2	Stainless
17	100-737	Dust Cover	2		41	100-764	Oiler Line Clip	4	
18	100-738	Lower Plate	2		42	100-760	Oil Pressure Line	1	
19	100-739	King Pin Nut	2	comes on new K/P	43	200-862	Grommet	1	
20	100-740	Bushing	4		44	100-807	Line Clip	1	
21	100-743	Bronze Thrust Pad	2		45	100-762	Brass End	1	
22	100-745	Damper Blade	2		46	100-763	Sealing Washer	1	
23	100-746	Shim	4						

Note

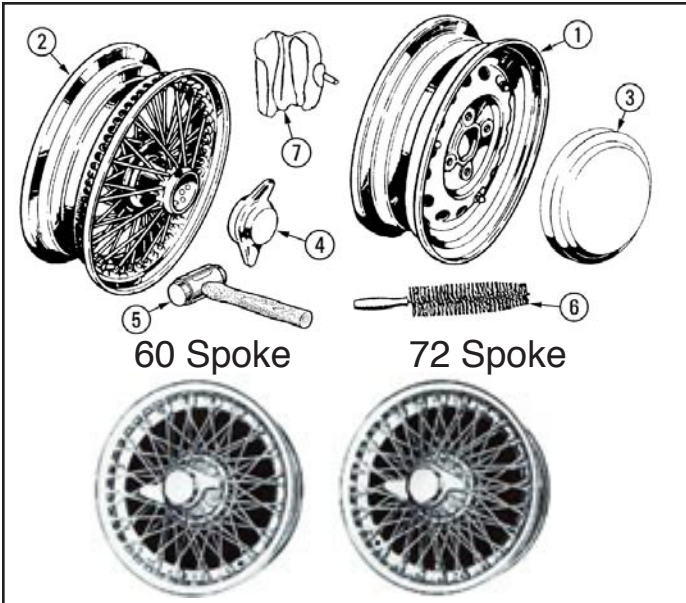
Axles have 3 different threads
Drum Brake 1950-59 has 5/8x14 BSF
Disc Brake 1959-68 has 5/8x20 UNF
Comp Axle has 3/4x20 UNEF



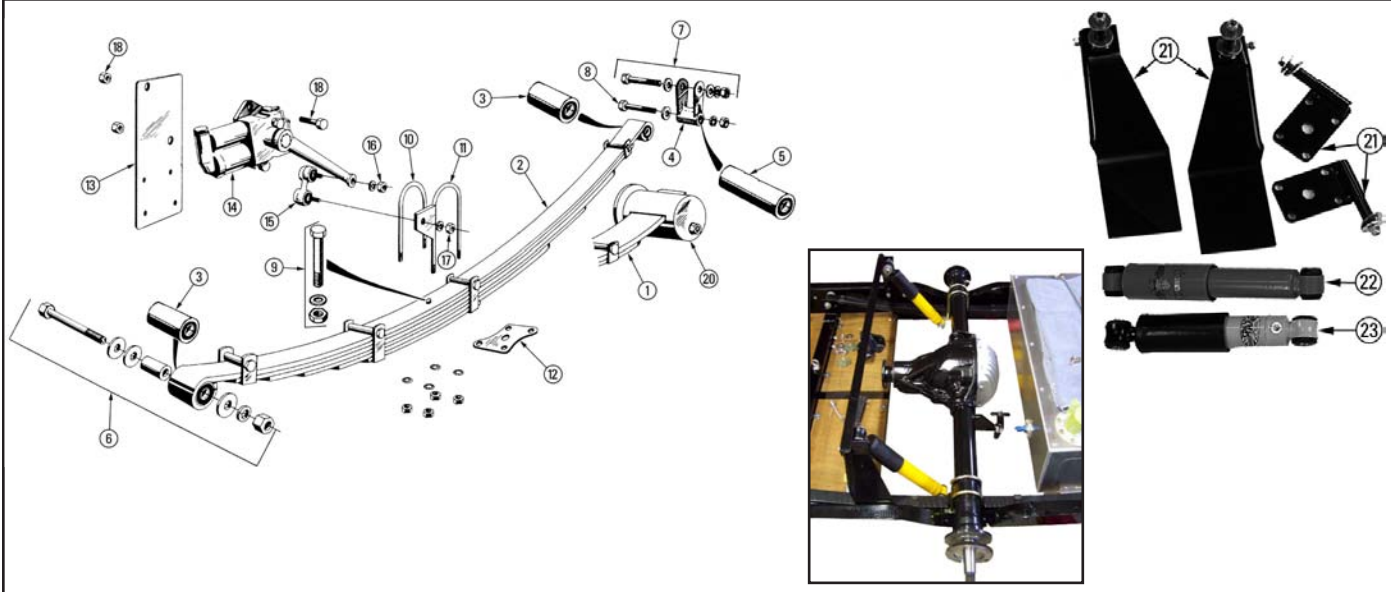
(888) 345-6647

www.morgan-spares.com morganspares@taconic.net

Wheels/Rear Suspension



Line	Part#	Description	Qty.	Remarks
Wheels/Tires				
1	100-788	Wheel Rebuilt 16"	5-6	
	100-789	Wheel Rebuilt 15"	5	
2	100-793	Wire Wheel 60 Spoke	5	Painted
	100-796	Wire Wheel 60 Spoke	5	Plated S/S Spokes
	100-794	Wire Wheel 72 Spoke	5	Painted
	100-797	Wire Wheel 72 Spoke	5	Plated S/S Spokes
3	100-787	Hub Cap	5	
4	100-798	Knock Off LH	4	Plain
	100-799	Knock Off RH	4	Plain
	100-798A	Knock Off LH	4	With Script
	100-799A	Knock Off RH	4	With Script
5	600-979B	Knockoff Hammer	1	Lead
	600-979A	Knockoff Hammer	1	Copper/Rawhide
6	600-980	Cleaning Brush		
7	100-400A	Tube For 16" Tire	5-6	
	100-401A	Tube For 15" Tire	5	



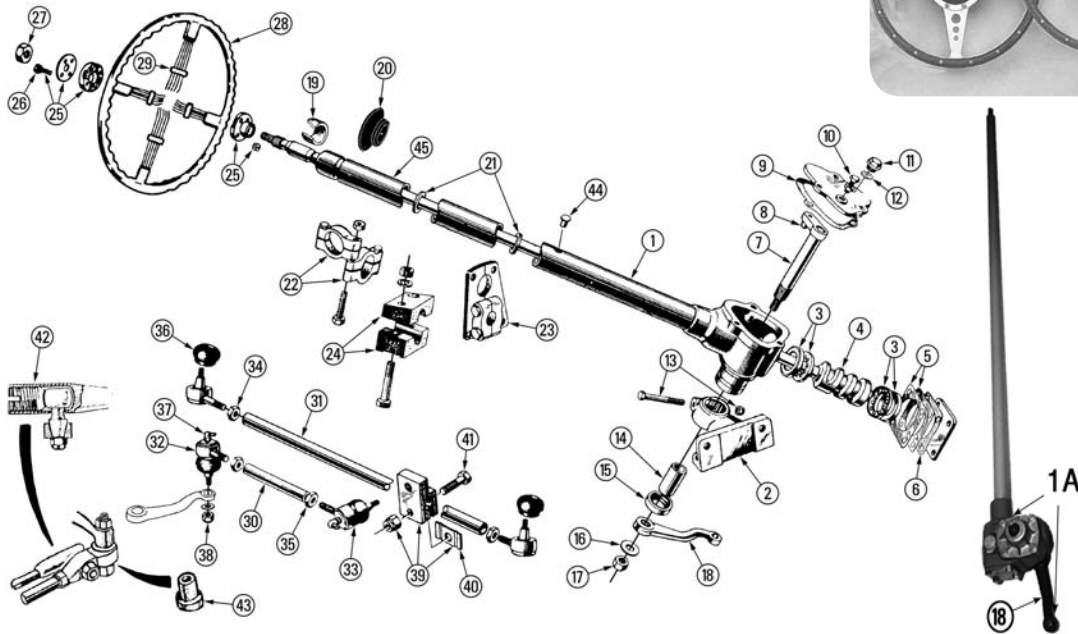

Rear Suspension				
Line	Part#	Description	Qty.	Remarks
Springs Come With Bushings				
1	100-478	Spring 6 Leaf 2 Seater	2	Trunion Type 50-55
	100-479	Spring 7 Leaf 4 Seater	2	
2	100-478	Spring 6 Leaf	2	56-68 2 Seater
	100-479	Spring 7 Leaf	2	56-68 4 Seater
3	100-482	Spring Bushing	2-4	
4	100-481	Rear Shackel	2	C/W Bushing
5	100-483	Shackel Bushing	2	
6	100-484	Bolt Kit Front	2	Grade 8
7	100-486	Bolt Kit Spring-Shackel	2	Grade 8
8	100-487	Bolt Kit Shackel-Chassis	2	Grade 8
9	100-480	Center Bolt 6 Leaf	2	
	100-480A	Center Bolt 7 Leaf	2	
10	100-472	U-Bolt Plain 6 Leaf	2	C/W Nuts
	100-473	U-Bolt Plain 7 Leaf	2	C/W Nuts
11	100-474	U-Bolt/Link 6 Leaf	2	C/W Nuts
	100-475	U-Bolt/Link 7 Leaf	2	C/W Nuts
12	100-476	Lower Plate	2	

Line	Part#	Description	Qty.	Remarks
13	100-541	Mount Plate LH	1	Girling Shock
	100-542	Mount Plate RH	1	Girling Shock
	100-543	Mount Plate	2	Armstrong Shock
14	100-530	Shock LH	1	Armstrong
	100-530A	Shock LH Rebuilt	1	Exchange Only
	100-531	Shock RH	1	Armstrong
	100-531A	Shock RH Rebuilt	1	Exchange Only
15	100-540	Link	2	C/W Nuts
16	100-539	Nut	2	3/8 BSF
17	100-538	Nut	2	7/16 BSF
18	100-544	Bolt Kit	4	AN Grade
	100-536	Koni Shock	2	
20	100-485	Trunion	2	
21	100-535	Rear Tube Conversion	1	
22	100-536	Koni Shock	2	
23	100-536A	Spax Shock	2	

Morgan Spares Ltd. 70 County Route 7A Copake, NY 12516

Steering

Moto-Lita Wheels

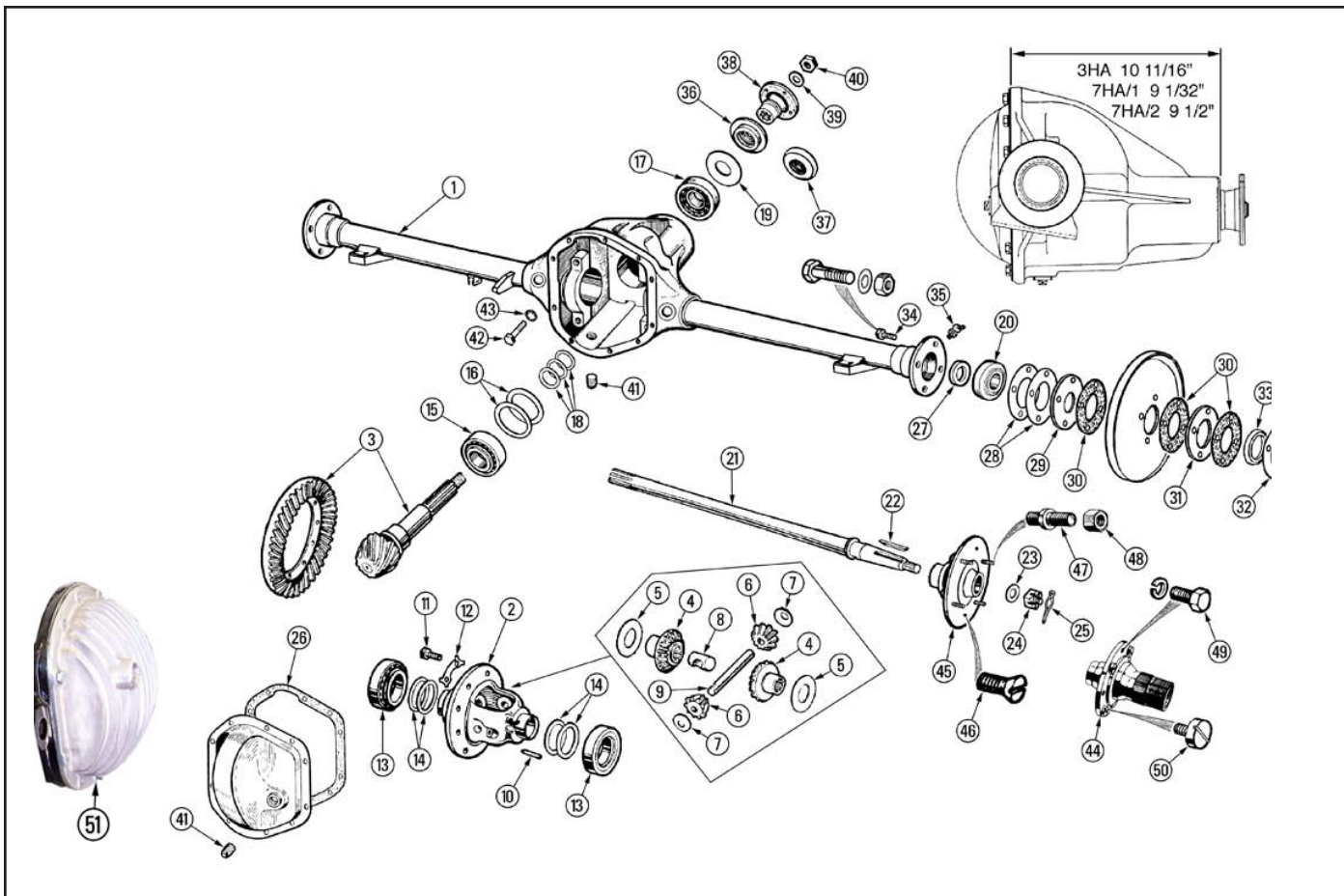


Line	Part#	Description	Qty.	Remarks	Line	Part#	Description	Qty.	Remarks
		Steering			24	100-617	Inside Clamp	1	67-68
1	100-562	Column Rebuilt Bishop	1	1954-68	25	100-588	Brooklands Hub	1	1954-68
1A	100-561	Replacement Gemmer	1	LHD1954-68	26	100-593	Bolt and Nut	4	
1A	100-561A	Replacement Gemmer	1	RHD1954-68	27	100-594	Column Nut	1	
2	100-564	Mount LHD	1		28	100-587	Brooklands Wheel	1	Black
	100-565	Mount RHD	1	1954-68		100-591	Darrington Wheel & Hub		
3	100-566	Bearing and Race	2			100-590	Motolita Wheel Mk 3		Accessory 15"
4	100-567	Worm LHD	1			100-590A	Motolita Wheel Mahogany		Accessory 15"
	100-567A	Worm RHD	1			100-590B	Motolita Wheel Walnut		Accessory 15"
5	100-569	Shim .003	A/R		**See Web Site for additional Motolita options**				
	100-570	Shim .005	A/R		100-592	Motolita Hub	1		
	100-571	Shim .010	A/R		29	100-589	"Bluemels" Badge	1	
6	100-572	Gasket End Cover	1		30	100-647	Drag Link 1950-58	1	Used Only
7	100-568	Rocker and Peg	1			100-655	Drag Link	1	1958-68
8	100-568A	Peg	1		31	100-646	Tie Rod 1950-58	1	Used Only
9	100-574	Gasket Top Cover	1			100-650	Tie Rod	1	1954-68
10	100-579	Adjuster	1		32	100-600	Tie Rod End LH	2-4	1954-68
11	100-576	Filler Plug	1		33	100-601	Tie Rod End RH	2-4	1954-68
12	100-577	Fibre Washer	1		34	100-604	Jam Nut LH	2-4	
13	100-578	Bolt and Nut	1	Grade 8	35	100-605	Jam Nut RH	2-4	
14	100-580	Bushing	1		36	100-602	Rod End Boot	2-4	
15	100-008	Seal			37	100-603	Grease Fitting	2-4	
16	100-582	Lock Tab	1	Bishops	38	100-606	Nut	2-4	3/8 BSF
17	100-583	Nut	1	Bishops		100-607	Nut	2-4	3/8 UNF
18	100-640	Drop Arm	1	Bishops	39	100-645	Clip Assembly	1	1954-68
	108-640	Drop Arm	1	Gemmer	40	100-643	Spacer	1	
19	100-586	Felt Bush	1		41	100-644	Bolt and Nyloc	1	Grade 8
20	100-611	Dash Grommet	1	1950-58	42	100-620	Drag Link End 50-58	2	Used Only
21	100-585	Anti-Rattle Ring	2		43	100-598	Rubber Bushing	2	
22	100-615	Inside Clamp	1	1954-66	44	100-584	Rubber Plug	1	
23	100-616	Outside Clamp	1	1954-68	45	100-563A	Replacement Tube	1	

(888) 345-6647

www.morgan-spares.com morganspares@taconic.net

Rear Axle



Line Part# Description Qty. Remarks
Dana Replacement Axle Assembly



Dana replacement rear axle assembly. Unit is a direct bolt-in in any +4 or 4/4. choice of final drive ratio and also a power-loc if desired. All internal parts are brand new including axle shafts.
 Call for information. 888 345 6647

Line Part# Description Qty. Remarks
Salisbury Rear Axle

1	100-420	Axle Assy 3HA 4.1/1	1	Rebuilt Exchange
	100-421	Axle Assy 3HA 3.7/1	1	Rebuilt Exchange
	100-422	Axle Assy 7HA/1 3.7/1	1	Rebuilt Exchange
	100-423	Axle Assy 7HA/2 3.7/1	1	Rebuilt Exchange
2	NLA	Carrier	1	
3	100-429	Ring & Pinion	1	4.1 7HA Phase2
4	100-463A	Side Gear	2	
5	100-463F	Thrust Washer	2	
6	100-463B	Pinion Mate	2	
7	100-463G	Thrust Washer	2	
8	100-463D	Thrust Button	1	
9	100-463C	Cross pin	1	
10	100-463E	Locating Pin	1	
11	NLA	Bolt	8	3HA
		Bolt	8	7HA
12	NLA	Lock Tab	4	3HA
13	100-144	Casing Bearing	2	3HA
	100-149	Casing Bearing	2	7HA Phase1
	100-149A	Casing Bearing	2	7HA Phase2
14	100-468	Bearing Shim .003	A/R	3HA/7HA/2
	100-468A	Bearing Shim .005	A/R	
	100-468B	Bearing Shim .010	A/R	
	100-468C	Bearing Shim .030	A/R	
15	100-173	Inner Pinion Bearing	1	3HA/7HA/1
	100-173A	Inner Pinion Bearing	1	7HA Phase 2
16	100-466	Bearing Shim .003	A/R	3HA/7HA/1

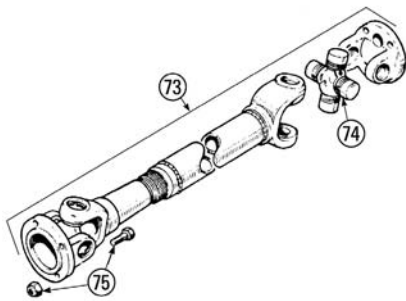
Morgan Spares Ltd. 70 County Route 7A Copake, NY 12516

Line	Part#	Description	Qty.	Remarks	Line	Part#	Description	Qty.	Remarks
	100-466A	Bearing Shim .005	A/R	3HA/7HA/1	34	100-901	Bolt/Washer/Nut	8	Grade 8
	100-466B	Bearing Shim .010	A/R	3HA/7HA/1	35	100-603	Grease Fitting	2	
	100-466C	Bearing Shim .030	A/R	3HA/7HA/1	36	100-003	Pinion Seal	1	3HA
	100-467	Bearing Shim .003	A/R	7HA Phase 2	37	100-004	Pinion Seal	1	7HA/1&2
	100-467A	Bearing Shim .005	A/R	7HA Phase 2	38	100-464	Pinion Flange	1	
	100-467B	Bearing Shim .010	A/R	7HA Phase 2		100-003	Repair Sleeve	1	3HA
	100-467C	Bearing Shim .030	A/R	7HA Phase 2		100-004	Repair Sleeve	1	7HA
17	100-169	Outer Pinion Bearing	1	3HA	39	100-454	Washer	1	3HA
	100-175	Outer Pinion Bearing	1	7HA Phase 1		100-455	Washer	1	7HA
	100-175A	Outer Pinion Bearing	1	7HA Phase 2	40	100-456	Pinion Nut	1	3HA
18	100-470	Shim Preload .003	A/R	3HA		100-457	Pinion Nut	1	7HA/1&2
	100-470A	Shim Preload .005	A/R	3HA	41	100-447	Drain and Fill Plug	2-3	
	100-470B	Shim Preload .010	A/R	3HA	42	NLA	Casing Bolt	4	
	100-470C	Shim Preload .030	A/R	3HA	43	NLA	Star Washer	4	
	100-471	Shim Preload .003	A/R	7HA/1&2	44	100-546	Wire Wheel Hub LH	1	
	100-471A	Shim Preload .005	A/R	7HA/1&2		100-546A	Wire Wheel Hub RH	1	
	100-471B	Shim Preload .010	A/R	7HA/1&2	45	100-545	Disc Wheel Hub	2	
	100-471C	Shim Preload .030	A/R	7HA/1&2	46	100-550	Drum Retaing Screw	4	1/4 BSF
19	100-448	Oil Shield	1		47	100-547	Wheel Stud	8	
20	100-141	Axle Bearing	2		48	100-684	Wheel Nut	18-19	
21	100-528	Axle Shaft	2		49	100-549	Drum Retaining Bolt	8	1/4 BSF
22	100-548	Key	2		50	100-552	Drum Locating Screw	8	
23	100-527	Washer	2		51		Alloy Rear Cover	1	3HA Only
24	100-526	Axle Nut	2						
25	100-529	Cotter Pin	2						
26	100-462	Cover Gasket	1	3HA					
	100-463	Cover Gasket	1	7HA/1&2					
27	100-002	Inner Axle Seal	2						
28	100-458	Bearing Shim .003	A/R						
	100-459	Bearing Shim .005	A/R						
	100-460	Bearing Shim .010	A/R						
29	100-453	Retaining Plate	2	1956-68					
30	100-452	Gasket	6						
31	100-451	Outer Plate	2						
32	100-450	Seal Retainer	2						
33	100-001	Seal Rear Hub	2						

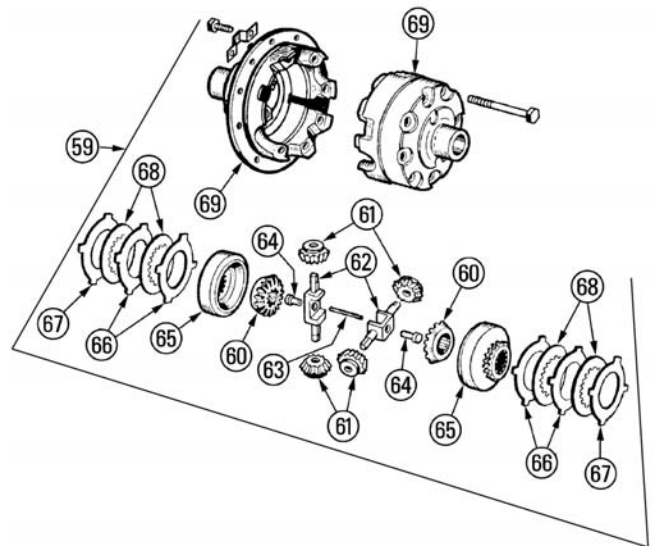
"POWER-LOC" Unit

59	100-410	Assembly	1	
60	100-411	Side Gear	2	
61	100-412	Pinion Mate	4	
62	100-413	Shaft	2	
63	100-414	Roll Pin	1	
64	100-415	Thrust Button	2	
65	100-416	Ring	2	
66	100-417	Friction Plate Flat	4	
67	100-418	Friction Plate Dished	2	
68	100-419	Friction Disc	4	
	100-419A	Disc and Plate Kit	1	
69	100-420	Case	1	

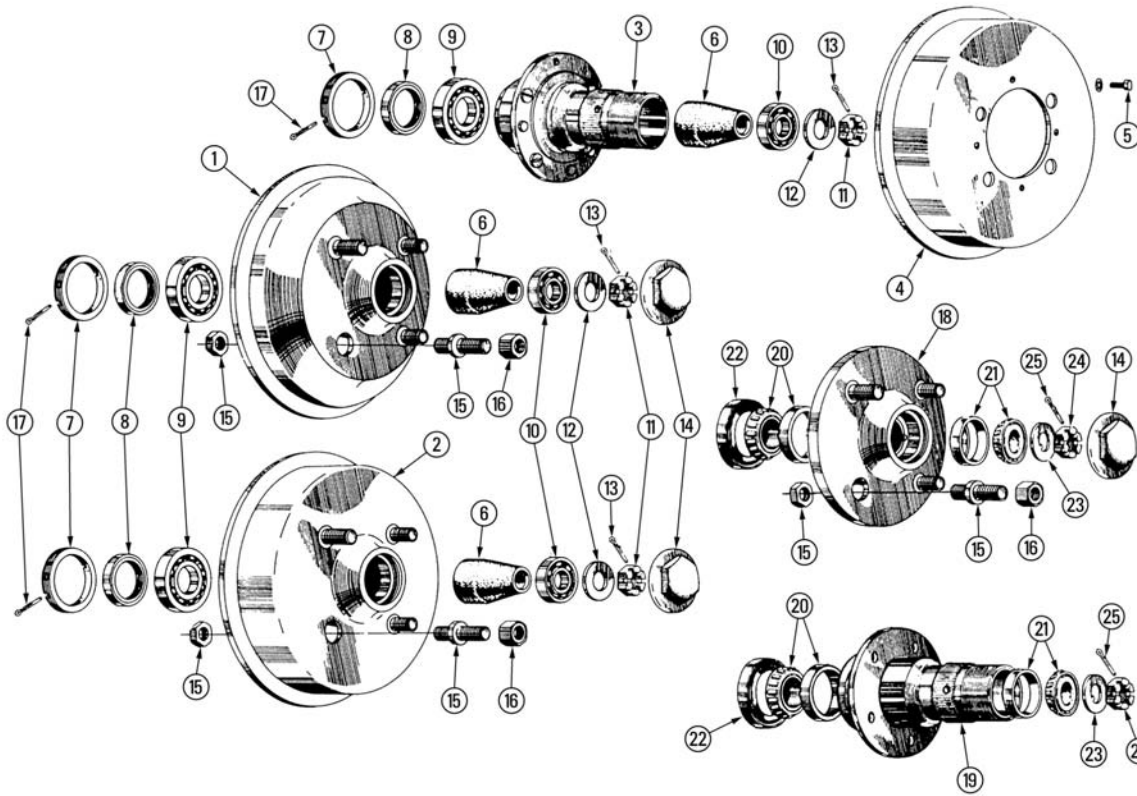
Drive Shaft



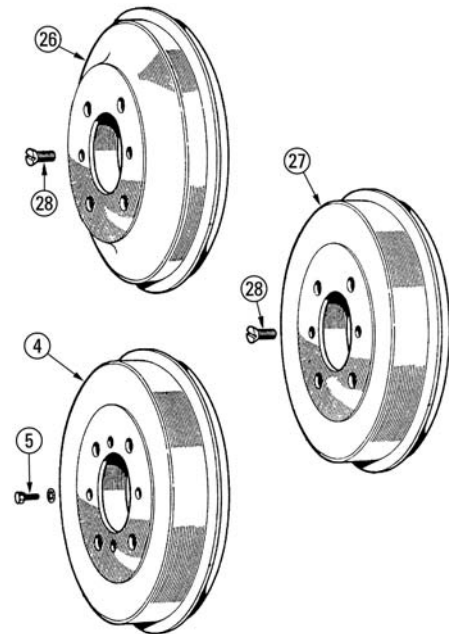
Line	Part#	Description	Qty.	Remarks
Drive Shaft				
73	100-497	Drive Shaft Assembly	1	3HA
	100-498	Drive Shaft Assembly	1	7HA/1&2
74	100-500	U-Joint	2	
75	100-505	Bolt/Washer/Nut	8	AN Grade



Drums and Hubs



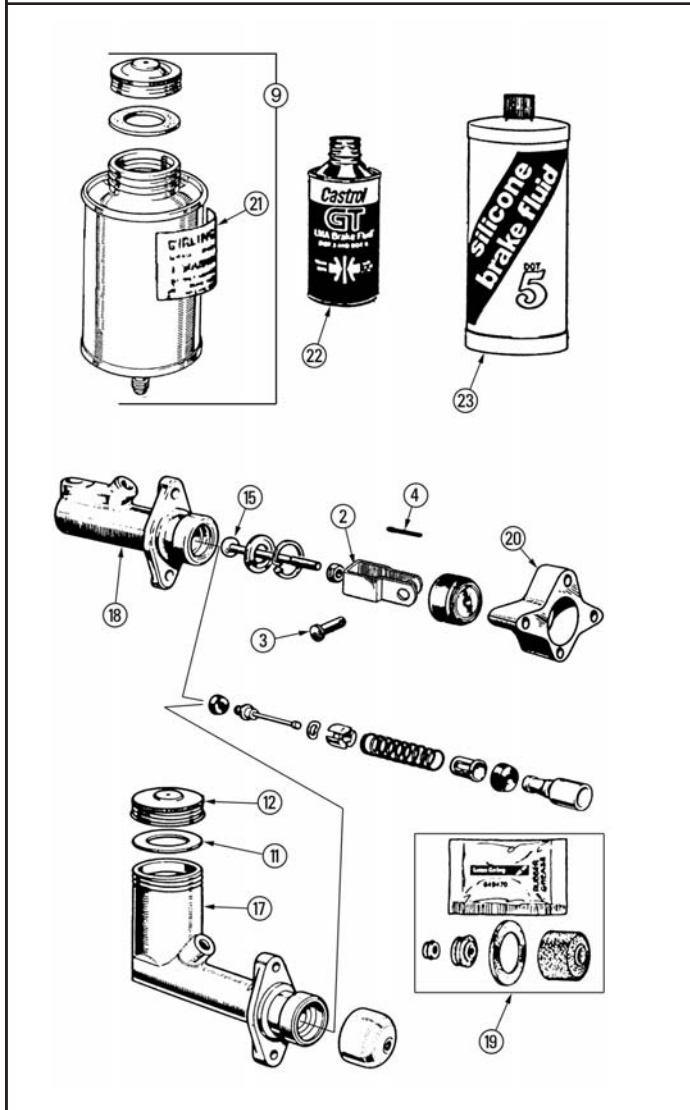
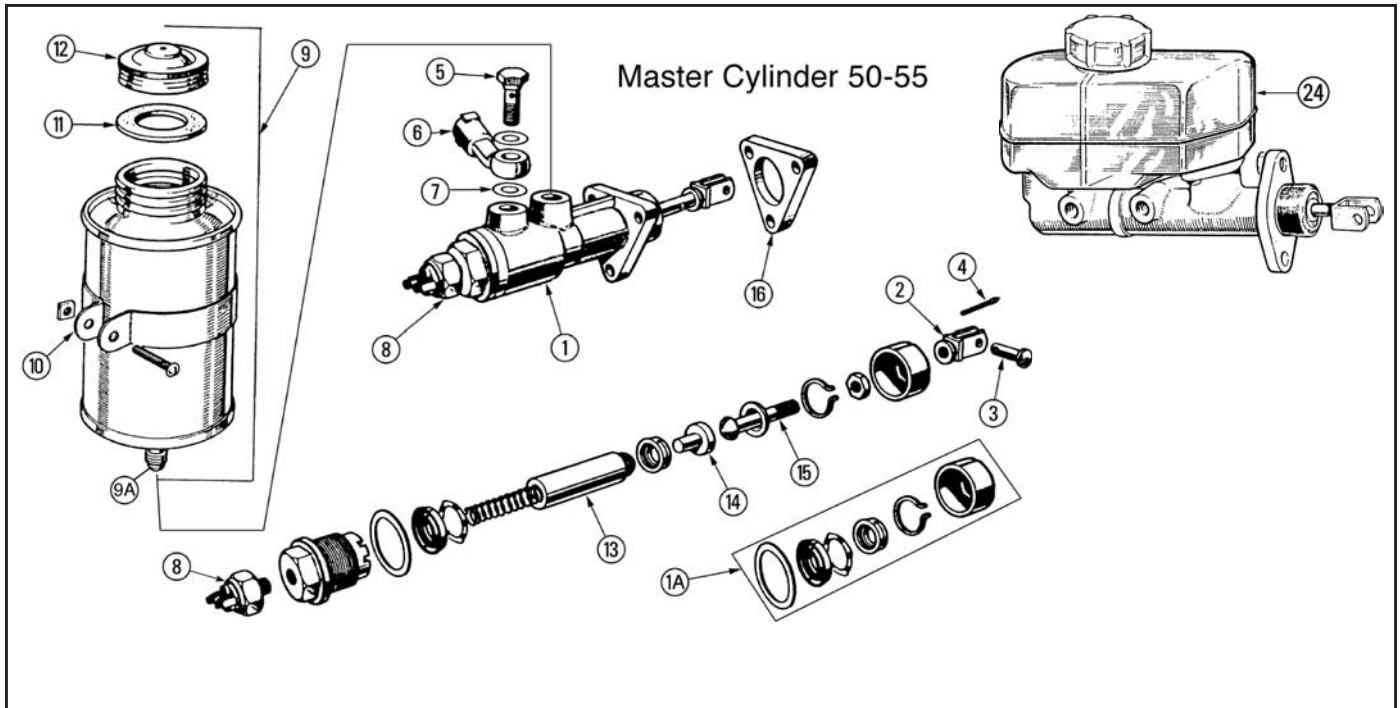
Line	Part#	Description	Qty.	Remarks
1	100-676	Hub and Drum	2	1950-55 1 1/4"
2	100-677	Hub and Drum	2	1955-59 1 3/4"
3	100-690	Hub Wire Wheel LH	1	Drum Brake
	100-690A	Hub Wire Wheel RH	1	Drum Brake
4	100-938	Drum Front and Rear	2-4	
5	100-549	Retaining Bolt	8-16	Wire Wheel Car
6	100-680	Bearing Spacer	2	
7	100-681	Seal Retainer	2	
8	100-005	Seal	2	
	100-020	Repair Sleeve	A/R	
9	100-115	Inner Bearing	2	
10	100-116	Outer Bearing	2	
11	100-721	Axle Nut	2	
12	100-723	Axle Washer	2	
13	100-727	Cotter Pin	2	
14	100-682	Hub Cover	2	
15	100-683	Lug Bolt	8	
16	100-684	Lug Nut	18-19	
17	100-685	Cotter Pin	2	
18	100-692	Hub Disc Wheel	2	Disc Brake
19	100-691	Hub Wire Wheel LH	1	Std Axle Disc Brake
	100-691A	Hub Wire Wheel RH	1	Std Axle Disc Brake
	100-693	Hub Wire Wheel LH	1	H/D Axle Disc Brake
	100-693A	Hub Wire Wheel RH	1	H/D Axle Disc Brake
20	100-119	Inner Bearing	2	Std Axle
	100-126	Inner Bearing	2	H/D Axle
21	100-121	Outer Bearing	2	Std Axle
	100-128	Outer Bearing	2	HD Axle
22	100-006	Seal	2	Std Axle
	100-007	Seal	2	H/D Axle



Line	Part#	Description	Qty.	Remarks
23	100-724	Washer	2	Std Axle
	100-725	Washer	2	H/D Axle
24	100-720	Axle Nut	2	Std Axle
	100-722	Axle Nut	2	H/D Axle
25	100-727	Cotter Pin	2	Std Axle
	100-727A	Cotter Pin	2	H/D Axle
26	100-936	Rear Drum Disc Wheel	2	1 1/4"
27	100-937	Rear Drum Disc Wheel	2	1 3/4"
28	100-550	Retaining Screw	4	Steel Wheel car

Morgan Spares Ltd. 70 County Route 7A Copake, NY 12516

Master Cylinders



Line	Part#	Description	Qty.	Remarks
Master Cylinders				
1	100-983A	Master Cylinder Body	1	Sleeved in Stainless
1A	100-856	Rebuild Kit	1	
2	100-994	Jaw End	1	
3	100-995	Clevis Pin	1	
4	100-368	Cotter Pin	1	
5	100-992	Banjo Bolt	1	
6	100-992A	Banjo	1	
7	100-992B	Copper Washer	2	
8	200-368	Brake Light Switch	1	
9	100-990	Reservoir	1	
9A	100-993	Stantion 1950-55	1	c/w nut & washer
10	100-989	Bracket	1	
11	100-987	Rubber Washer	1	
12	100-986	Cap	1	
13	100-975	Stainless Plunger	1	
14	100-976	Stainless Cup End	1	
15	100-994A	Push Rod	1	
16	200-010	Alloy Spacer	1	
17	NLA	Master Cylinder	1	1956- Drums
18	100-985	Master Cylinder	1	Disc Brake
19	100-855	Rebuild kit	1	
20	200-011	Alloy Spacer	1	
21	100-991	Girling Fluid Decal	1	
22	100-982	Castrol Fluid	A/R	
23	100-981	Silicone Fluid	A/R	
24	100-985A	Dual Master Cyl Kit	1	

Stainless Steel Sleeved Brake System

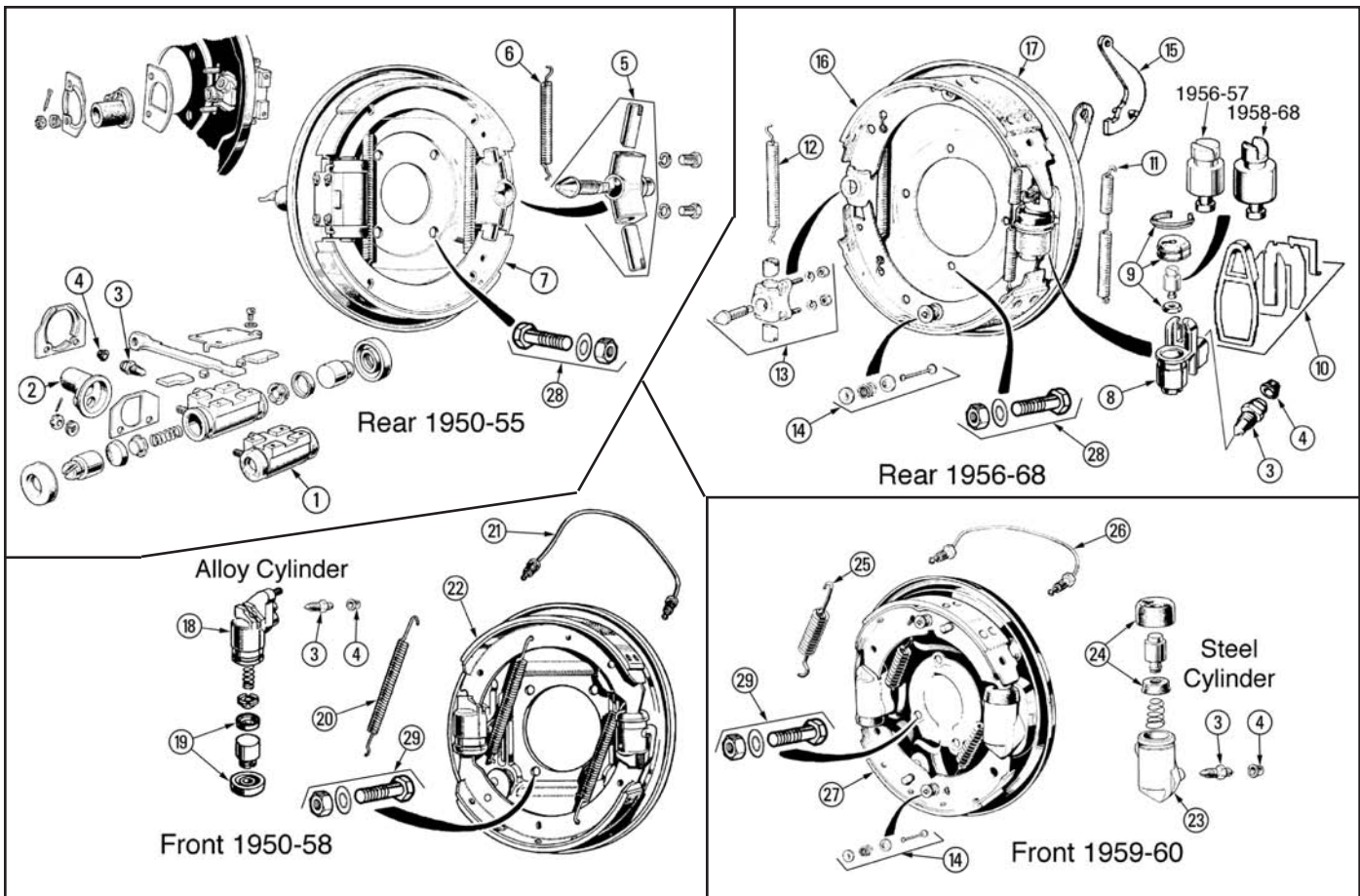
Complete brake systems rebuilt and sleeved with Stainless Steel, Disc brakes use Stainless Steel Pistons, **exchange only**.

- 100-998 Drum Brake System 1
- 100-999 Disc Brake System 1

(888) 345-6647

www.morgan-spares.com morganspares@taconic.net

Front & Rear Drum Brakes

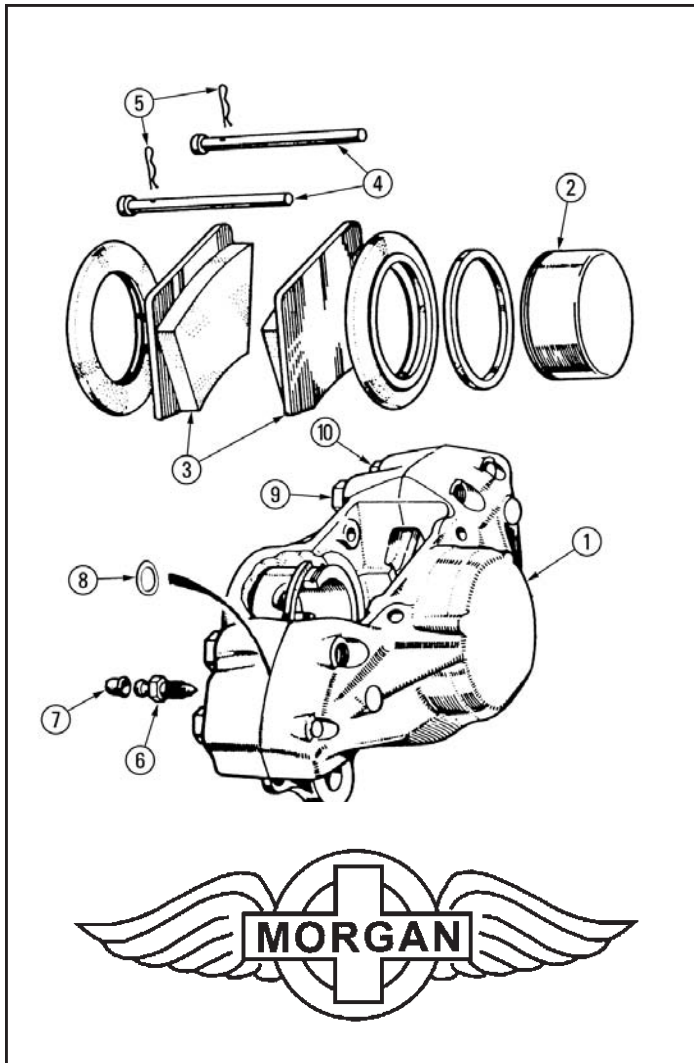


Apart from the numbered items above we offer full sets of Stainless sleeved wheel cylinders. Check below in the front and rear section and the year you need.

Line	Part#	Description	Qty.	Remarks	Line	Part#	Description	Qty.	Remarks
Rear 1950-1955					13	200-086	Adjuster Assembly	2	
1	100-870	Wheel Cylinder LH	1	1950-55	14	200-098	Steady Rest Kit	1	Does 4 Shoes
	100-871	Wheel Cylinder RH	1	1950-55	15	200-087	Handbrake Lever	2	
	100-871A	Stainless Lined Cyl. Set	1		16	100-930	Shoe Set	1	
	100-849	Repair kit	1	Does 2 Cylinders	17	100-903	Backing Plate	2	
2	200-091	Boot LH	1		Front 1950-58 Aluminium				
	200-091A	Boot RH	1		18	100-864	Wheel Cylinder LH	2	
3	100-868	Bleed Screw	2			100-865	Wheel Cylinder RH	2	
4	100-887	Cover	2			100-865A	Stainless Lined Cyl	4	Per set
5	200-085	Adjuster Assembly	2		19	100-846	Repair Kit	1	Does 4 Cylinders
6	NLA	Spring	4		20	NLA	Spring	4	
7	100-928	Shoe Set 1 1/4"	1	Exchange Only	21	100-829	Bridge Pipe	2	Stainless
					22	100-931	Shoe Set 1 1/4"	1	Exchange Only
						100-932	Shoe Set 1 3/4"	1	Exchange Only
8	100-880	Wheel Cylinder	2	1956-57	Front 1958-59 Steel				
	100-885	Wheel Cylinder	2	1958-68	23	100-866	Wheel Cylinder LH	2	
	100-885A	Stainless Lined Cyl.				100-867	Wheel Cylinder RH	2	
	100-885B	Stainless Lined Cyl. Set			24	100-847	Repair Kit	1	Does 4 Cylinders
9	100-851	Repair Kit 1956-57	1	Does 2 Cylinders	25	NLA	Spring	4	
	100-852	Repair Kit 1958-68	1	Does 2 Cylinders	26	100-829	Bridge Pipe	2	Stainless
10	200-090	Fitting Kit	1	Does 2 Cylinders	27	100-933	Shoe Set	1	Exchange Only
11	200-116	Spring Cylinder End	2		28	100-901	Bolt,Washer,Nut	8	Grade 8
12	NLA	Spring Adjuster End	2	1956-57	29	100-902	Bolt,Washer,Nut	8	Grade 8
	200-114	Spring Adjuster End	2	1958-68					

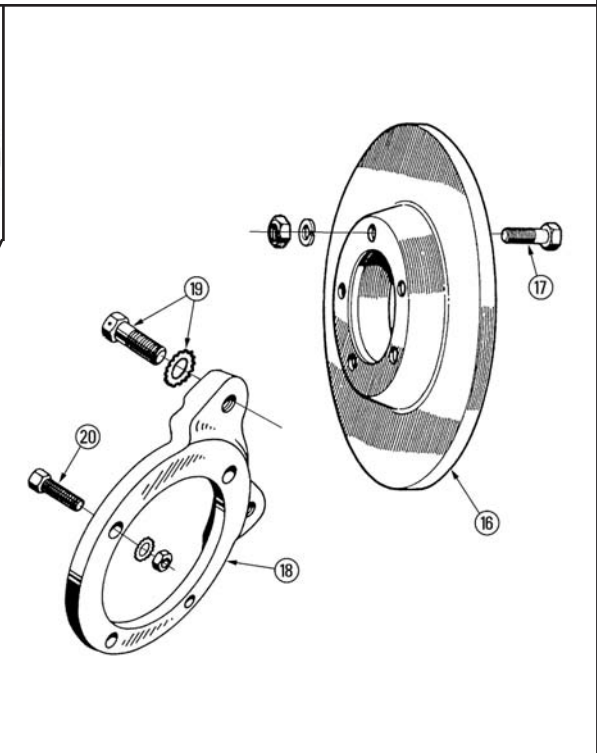
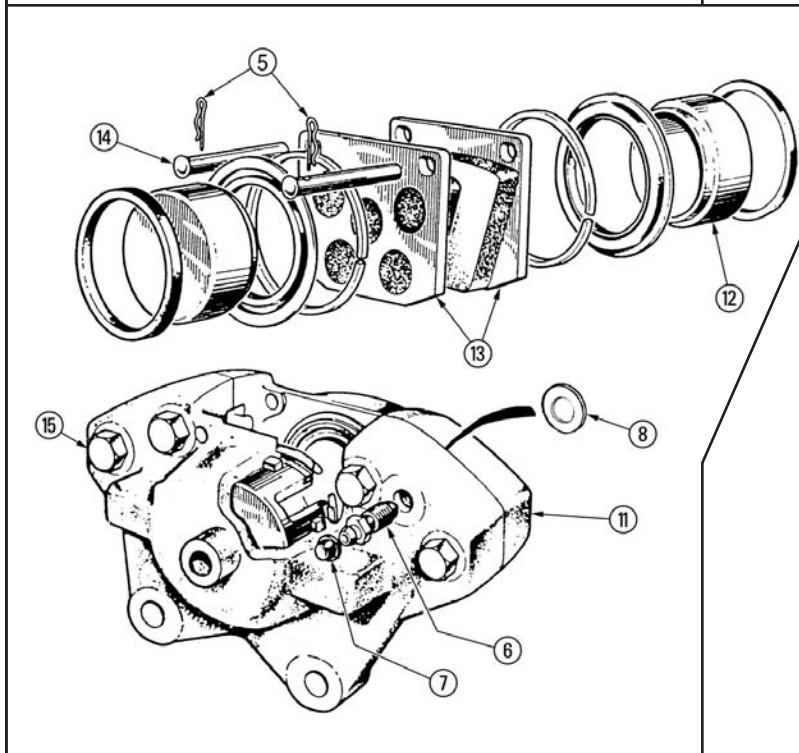
Morgan Spares Ltd. 70 County Route 7A Copake, NY 12516

Calipers



Line	Part#	Description	Qty.	Remarks
These calipers have the hose coming out of the top of the caliper				
1	100-890	Caliper LH	1	1959-66
	100-891	Caliper RH	1	1959-66
	100-894	Caliper Set Rebuilt	1	Exchange
	100-853	Repair Kit	1	
2	100-910	Piston	4	Stainless Steel
3	100-925	Pad Set	1	
4	100-918	Retaining Pin	4	
5	100-920	Pin Clip	4	
6	100-888	Bleed Screw	2	
7	100-887	Cover	2	
8	100-853A	O-Ring	2	
9	100-905	Bolt	4	Grade 8
10	100-904	Bolt	4	Grade 8

These calipers have the hose coming out of the side of the caliper				
11	100-892	Caliper LH	1	1966-68
	100-893	Caliper RH	1	1966-68
	100-854	Rebuild Kit	1	
12	100-915A	Piston	4	Stainless Steel
13	100-926	Pad Set	1	
14	100-919	Retaining Pin	4	
15	100-904	Bolt	8	Grade 8
16	100-946	Rotor	2	
17	100-902	Bolt/Washer/Nut	10	Grade 8
18	100-950	Caliper Bracket LH	1	
	100-951	Caliper Bracket RH	1	
19	100-900	Caliper Mount Bolt	4	7/16 BSF
20	100-901	Bolt/Washer/Nut	8	Grade 8

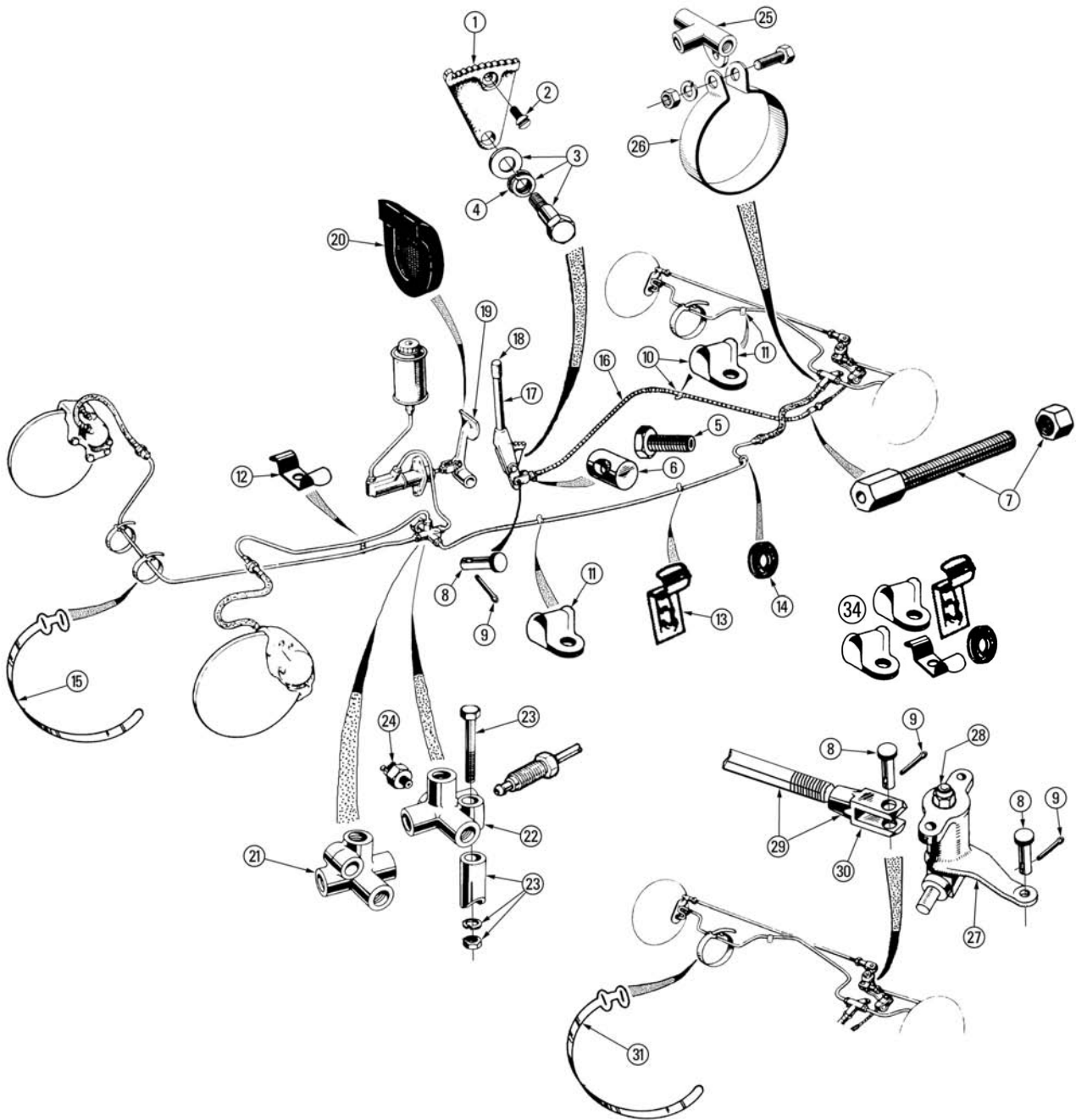


(888) 345-6647

www.morgan-spares.com

morganspares@taconic.net

Brake Details



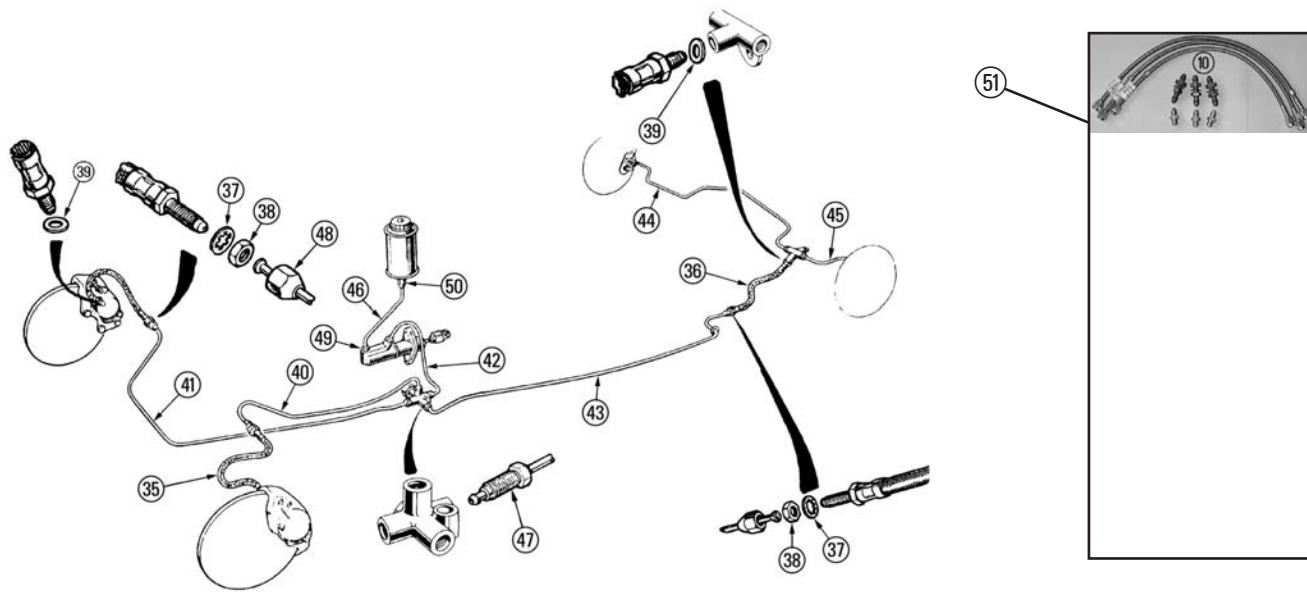
Important information on 4 way and 5 way unions:

Cars from 1950 through appx 1955 used a steel master cylinder that had the brake light switch mounted in the front of it. These cars use a 4 way union. Morgan then went to an aluminium master cylinder and a 5 way union with the brake light switch mounted in the union. Drum brake cars had a master cylinder with built in reservoir and disc brake cars because of the added volume of the calipers used a larger separate reservoir mounted on the fire wall. Do not use the drum brake master cylinder with disc brakes because as the pads wear the reservoir could be emptied by the added volume in the calipers.

Morgan Spares Ltd. 70 County Route 7A Copake, NY 12516

Brake Lines/Fittings

Line	Part#	Description	Qty.	Remarks	Line	Part#	Description	Qty.	Remarks
Brake Details					Brake Lines				
1	200-033	Ratchet	1		34	100-815	Clip and Grommet Set	1	
	200-034	H/B Pawl	1	Mounted in bottom of H/B Handle	All our brake lines are made to length with 304 Stainless Steel ends and line.				
2	100-550	Retaining Screw	1		35	100-816	Front Hose	2	Drum Brake
3	200-035	Retaining Bolt Kit	1			100-817	Front Hose	2	Disc Brake
4	200-036	Spring Washer	1		36	100-818	Rear Hose	1	
5	200-037	Trans Through Bolt	1		37	100-813	Star Washer	3	
6	200-038	Brass Retainer	1		38	100-812	Jam Nut	3	
7	200-041	Adjuster	1		39	100-811	Copper Washer	3	
8	100-366	Clevis Pin	6		40	100-831	Line LH	1	Drum Brake
9	100-368	Cotter Pin	6			100-835	Line LH	1	Disc Brake
10	200-873A	Cable Clip	1		41	100-832	Line RH	1	Drum Brake
11	100-806	Clip	2			100-836	Line RH	1	Disc Brake
12	100-809	Double Clip	1		42	100-828	Line M/Cyl-4 Way	1	LHD
13	100-764	Clip	1			100-829	Line M/Cyl-5 Way	1	LHD
14	200-862	Grommet	1		43	100-830	Line Front to Rear	1	1950-068
15	100-808	Alloy Strap	2		44	100-838	Line RH 1950-55	1	Twin Piston w/cyl
16	200-030	Cable Assembly	1			100-839A	Line RH	1	Single Piston w/cyl
17	200-029	Handbrake Assembly	1	Includes#18	45	100-837	Line LH 1950-55	1	Twin Piston w/cyl
18	200-031	Chrome Knob	1			100-839	Line LH	1	Single Piston w/cyl
19	200-050	Pedal Assembly	1	LHD	46	100-827	Line M/Cyl-Reservoir	1	Disc Brakes
	200-050A	Pedal Assembly	1	RHD	47	100-820	Male End 3/16 Line	9	Steel
20	200-051	Pedal Pad	2			100-820A	Male End 3/16 Line	9	Stainless
21	100-801	4 Way Union	1	1950-55	48	100-822	Female End 3/16 Line	3	Steel
22	100-802	5 Way Union	1	1956-68		100-822A	Female End 3/16 Line	3	Stainless
23	100-804	Bolt and Spacer	1		49	100-821	Male End 1/4 Line	1	Steel
24	200-368	Brake Light Switch	1		50	100-823	Female End 1/4 Line	1	Steel
25	100-800	3 Way Union	1		51	100-825	Aeroquip Line Set	1	State Disc or Drum
26	100-805	Strap	1		Stainless Steel Brake line Sets				
27	200-042	Compensator	1		100-840	+4 LHD Disc Brake	1		
28	200-042A	Nyloc Nut	1	5/16 BSF	100-840A	+4 RHD Disc Brake	1		
29	200-043	Brake Rod and Ends LH	1	1950-55	100-840B	+4 LHD Drum Brake	1	1950-55	
	200-044	Brake Rod and Ends RH	1	1950-55	100-840C	+4 RHD Drum Brake	1	1950-55	
	200-045	Brake Rod and Ends LH	1	1956-68	100-840D	+4 RHD Drum Brake	1	1956-59	
	200-046	Brake Rod and Ends RH	1	1956-68	100-840E	+4 LHD Drum Brake	1	1956-59	
30	200-047	Clevis End	2-4	1/4 Hole	100-840F	For Dual Master Cyl.	1		
	200-047A	Clevis End at Wheel Cyl	2	1950-55 5/16					
31	100-808	Alloy Strap	2						

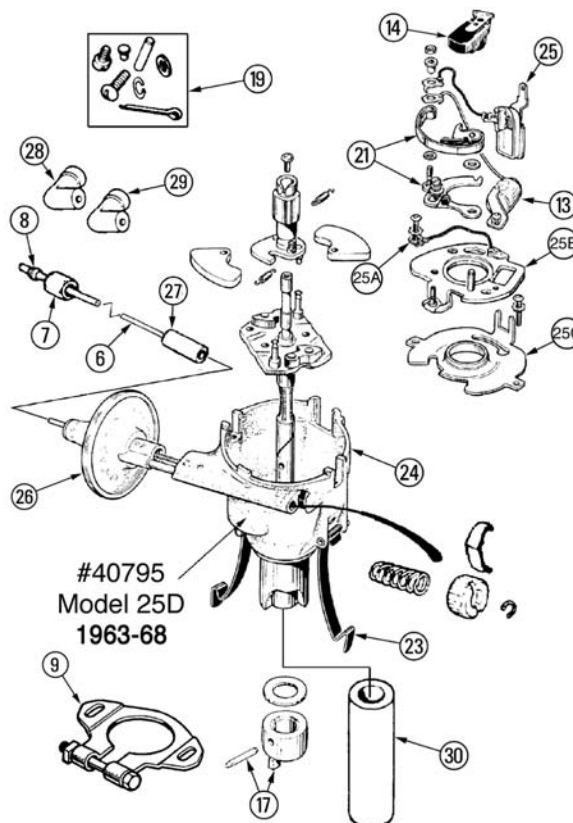
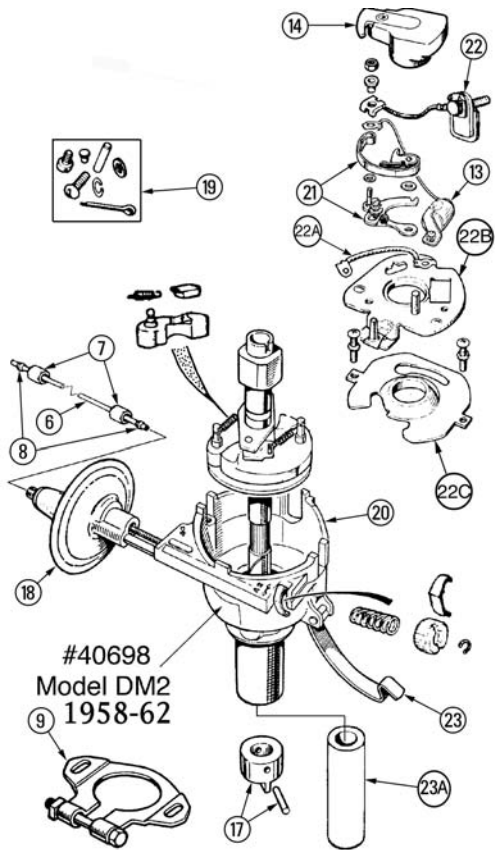
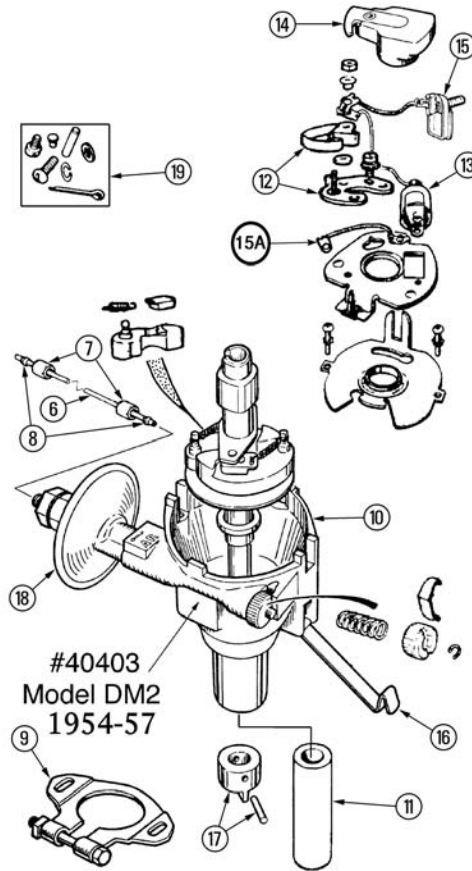
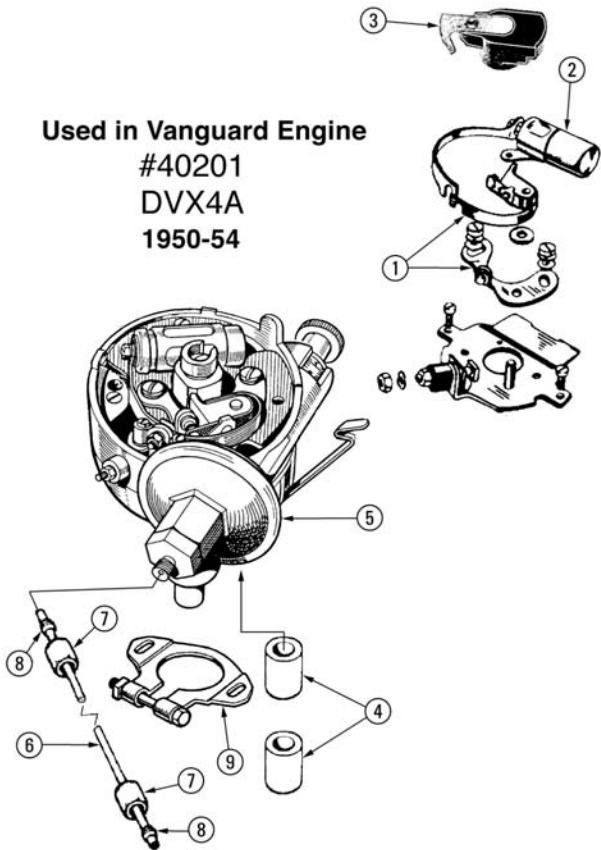


(888) 345-6647

www.morgan-spares.com morganspares@taconic.net

Electrical

Used in Vanguard Engine
#40201
DVX4A
1950-54



Morgan Spares Ltd. 70 County Route 7A Copake, NY 12516

Electrical

Line	Part#	Description	Qty.	Remarks
Vanguard Distributor DVX4A #40201				
1	100-211	Points	1	
2	100-212	Condenser	1	
3	100-220	Rotor	1	
4	100-194	Bushing	2	
5	NLA	Vac Advance	1	
6	300-999	Vac Advance Line	1	
7	400-002	End	2	Solex, H4, H6
8	400-003	Compression Sleeve	2	Solex, H4, H6
9	100-202	Clamp and Bolt	1	
Distributor DM2 #40403 1954-57				
10	100-246	Distributor Rebuilt	1	Exchange
11	100-226	Bushing	1	
12	100-237	Points	1	
13	100-238	Condenser	1	
14	100-239	Rotor	1	
15	100-266	LT Connection	1	
15A	100-265	Ground Lead	1	
16	100-230	Cap Clip	2	
17	100-268	Drive Dog	1	
18	100-250	Vac/Adv Screw On	1	
	100-249	Vac/Adv Push On	1	
19	100-236	Sundries Kit	1	

Line	Part#	Description	Qty.	Remarks
Distributor DM2 #40698 1958-62				
20	100-256	Distributor Rebuilt	1	Exchange
21	100-270	Points	1	
	100-272	Point-Condenser Kit	1	
22	100-266A	LT Connection	1	
22A	100-265	Ground Lead	1	
22B	100-282	Upper Plate	1	
22C	100-281	Lower Plate	1	
23	100-264	Cap Clip	2	
23A	100-260	Bushing	1	
Distributor 25D #40795 1963-68				
24	100-283	Distributor New	1	
25	100-287	LT Connection	1	
25A	100-265	Ground Lead	1	
25B	100-282	Upper plate	1	
25C	100-281	Lower Plate	1	
26	100-288	Vac Advance New	1	
27	400-010	Rubber End	1	
28	400-446	Rubber End	1	Stromberg
29	400-445	Rubber End	1	HS6
30	100-260	Bushing	1	

Tune-Up Parts, Accessories

31	100-213	Cap	1	Vanguard
32	100-215	Washer	5-6	6 with cap&coil
32A	100-214	Wire Nut	5-6	6 with cap&coil
33	100-240	Cap	1	TR
34	100-295	Wire Set Steel Core	1	Pertronix Brand
35	100-273	Plug Triumph Engine	4	
38	100-300	Lucas Coil	1	
39	100-301	Lucas Sport Coil	1	
40	100-302	"LUCAS" Decal	1	
41	100-280A	Mallory Dual Point	1	No Vac/Advance
	100-280B	Mallory Dual Point	1	Vac/Advance


Mallory Tune-Up Parts

100-275	Mallory Points	2
100-276	Mallory Condenser	1
100-278	Mallory Rotor	1
100-277	Mallory Cap	1

Ignitor Electronic Ignition

42	100-296	Ignitor Electronic Ign.	1	negative ground
	100-296A	Ignitor Electronic Ign.	1	positive ground
43	100-297	Ignitor Replacement Dist	Negative	Ground
43	100-297A	Ignitor Replacement Dist	Positive	Ground
44	100-298	Ignitor Flamethrower Coil		Black
	100-299	Ignitor Flamethrower Coil		Chrome

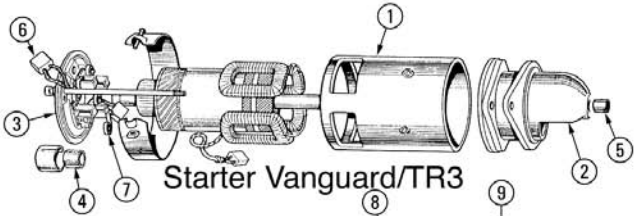
Tune up Parts



(888) 345-6647

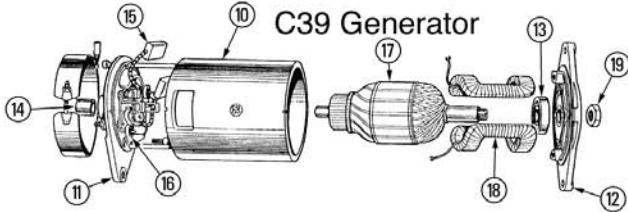
www.morgan-spares.com morganspares@taconic.net

Electrical

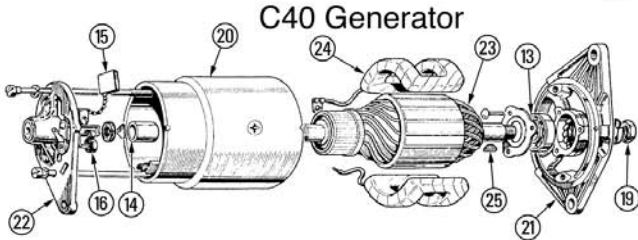


Starter Vanguard/TR3

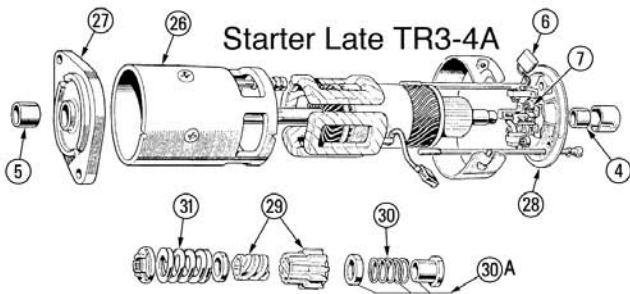
See page 10 for Generator mountings




C39 Generator



C40 Generator



Starter Late TR3-4A

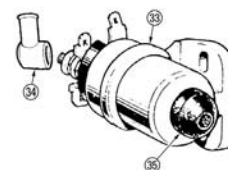


Gear Reduction
"Super" Starter

Line	Part#	Description	Qty.	Remarks
1	200-148	Rebuilt Starter TR2-3	1	Exchange
2	200-195	DE Frame	1	
3	200-158	CE Frame	1	
4	200-159	CE Bushing	1	
5	200-198	DE Bushing	1	
6	200-210	Brush Set	2	4 Brush
7	200-157	Brush Spring	4	
8	200-169	Sleeve and Rubber	1	
	200-165	Sleeve and Nut	1	
9	200-167	Pinion	1	Vanguard 10 Teeth
	200-168	Pinion/Barrel	1	TR2-3 9 Teeth
10	200-281	Generator Rebuilt	1	C39 Exchange
11	200-242	CE Frame	1	
12	200-248	DE Frame	1	
13	200-250	DE Bearing	1	
14	200-251	CE Bushing	1	
15	200-263	Brush Set	1	2 Brush
16	200-264	Spring	2	Small
	200-264A	Spring	2	Large
17	200-235	Armature	1	1950-58
18	200-239	Field Coil Set	1	
19	200-269	Nut	1	
20	200-280	Generator	1	C40
	200-282	Rebuilt 200-280	1	Exchange
21	200-249	DE Frame	1	
22	200-245	CE Frame	1	
23	200-234	Armature	1	1959-68
24	200-240	Field Coil Set	1	
25	200-279	Woodruff Key	1	
26	200-151	Starter Rebuilt	1	Exchange
27	200-196	DE Frame	1	
28	200-158	CE Frame	1	
29	200-161	Drive Assembly	1	10 Teeth
30	200-171	Spring	1	
30A	200-171A	Pinion Retaining Kit	1	
31	200-170	Spring	1	
32	200-152	Gear Reduction Starter	1	TR2-3
	200-153	Gear Reduction Starter	1	TR3-4
33	200-409	Solenoid	1	
34	200-414	Boot	3	
35	200-417	Cap	1	

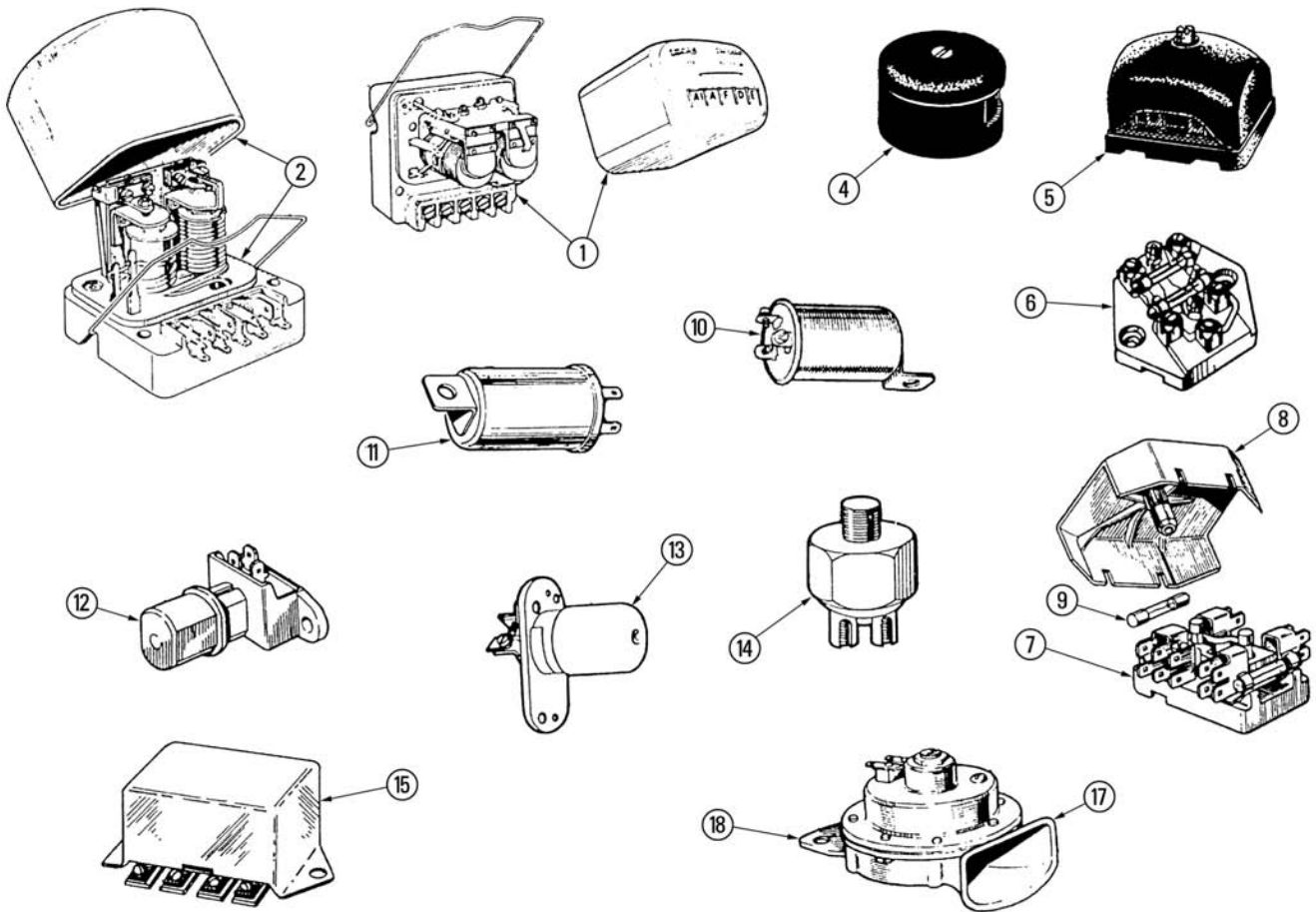
Alternator Kit

1	200-283	Alternator kit	1	- Ground Only
See our web site at www.morgan-spares.com , Tech Help for simple directions to convert from + to - ground				
2	300-362C	Belt	1	Wide Pulley
2	300-362D	Belt	1	Narrow Pulley

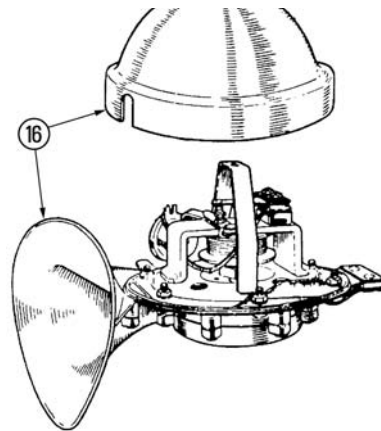


Morgan Spares Ltd. 70 County Route 7A Copake, NY 12516

Electrical



Line	Part#	Description	Qty.	Remarks
ELECTRICAL DETAILS				
1	200-382	Voltage Regulator	1	Screw
2	200-383	Voltage Regulator	1	Spade
4	200-400	Junction Box	1	
5	200-374	Fuse Box	1	1950-53
6	200-375	Fuse Box	1	1954-59
7	200-378	Fuse Box	1	1959-68
8	200-379	Cover		
9	200-851	Fuse 15 Amp	A/R	
	200-852	Fuse 25 Amp	A/R	
	200-853	Fuse 35 Amp	A/R	
10	200-333	Flasher	1	Screw Connection
11	200-334	Flasher	1	Spade Connection
12	200-405	Dimmer Switch	1	Inside Mount
13	200-408	Dimmer Switch	1	Outside Mount
14	200-368	Brake Light Switch	1	
15	200-332	Relay Box	1	1955-58
16	200-387	Horn	1	
	200-393	Contact Set	1	
17	200-395	Horn	1	
18	200-397	Bracket	1	



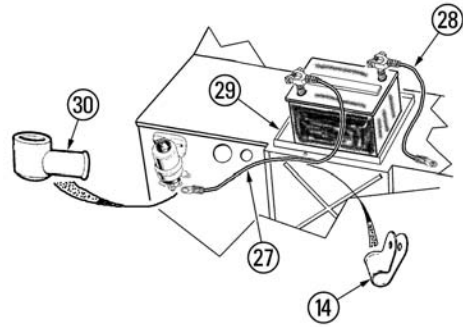
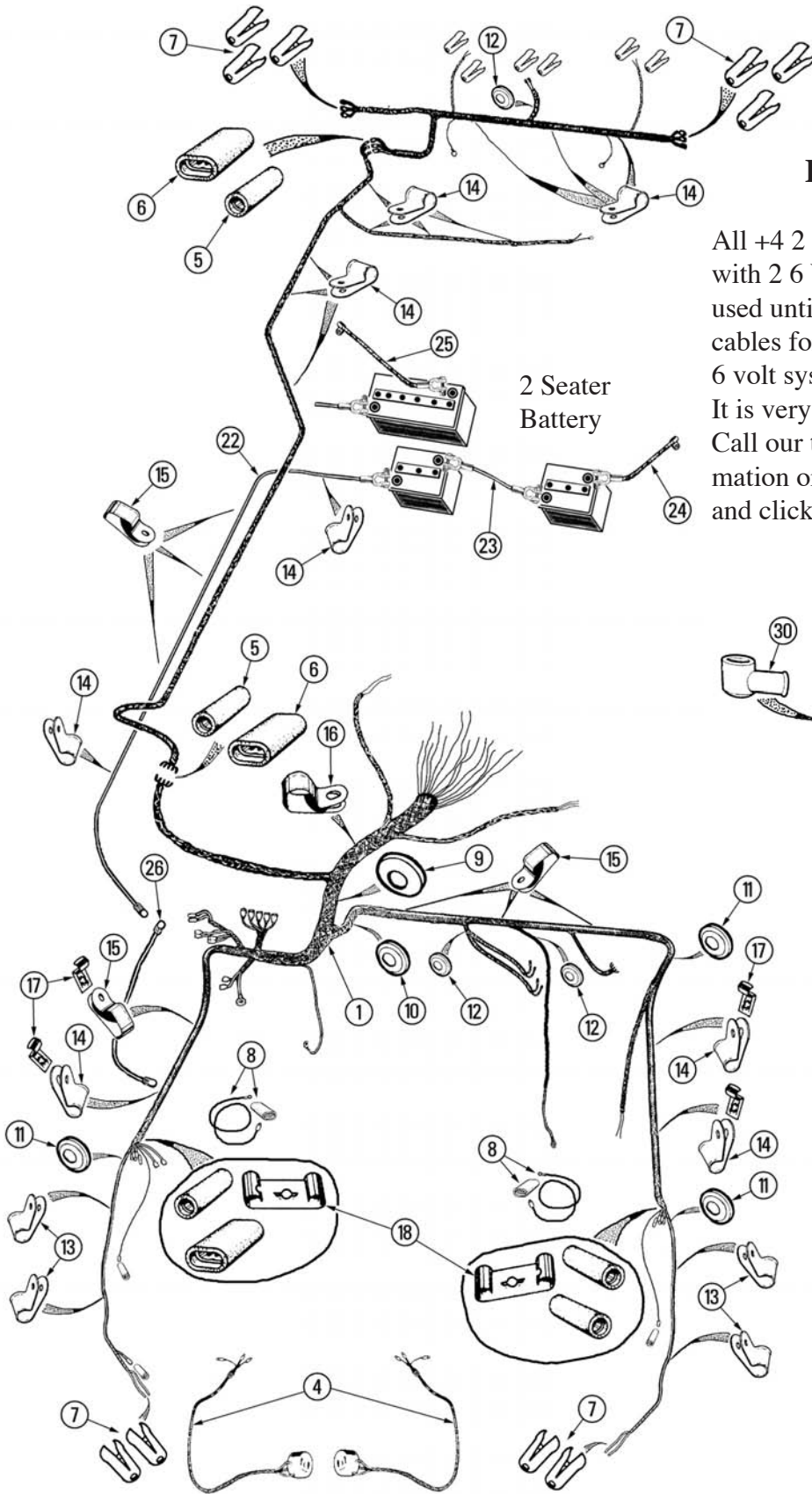
(888) 345-6647

www.morgan-spares.com morganspares@taconic.net

Wiring

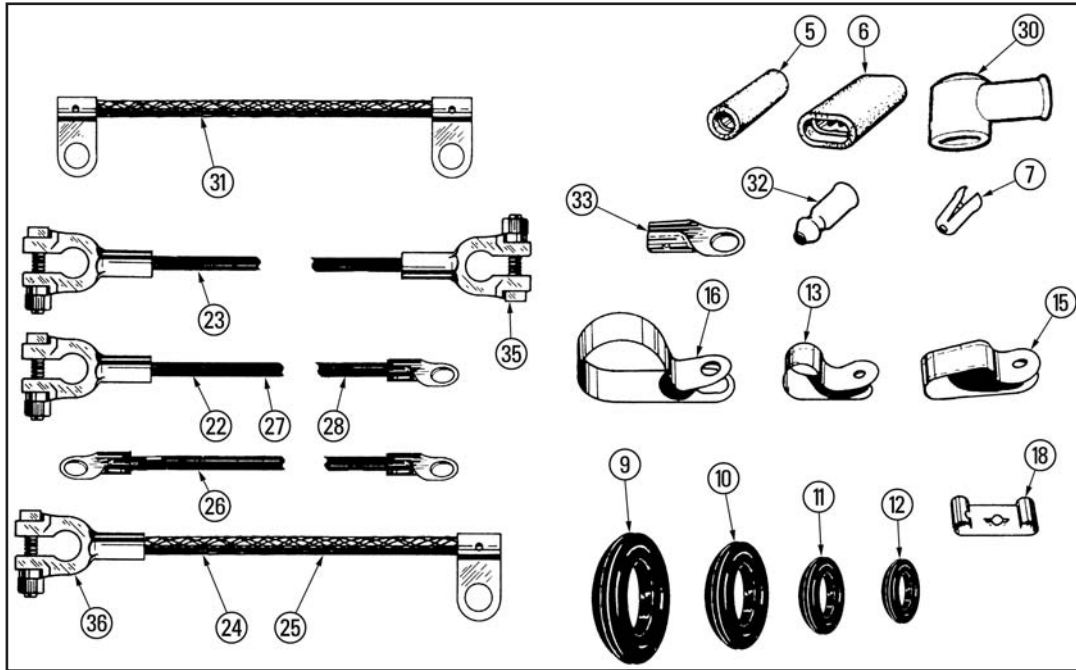
Battery Information

All +4 2 Seat Roadsters were fitted with 2 6 Volt Batteries. + ground was used until approx 1964. We supply battery cables for both original twin 6 volt systems and a single 12 volt. It is very easy to convert to - ground. Call our technical department for information or visit www.morgan-spares.com and click the "tech" link.



4 Seater Battery

Battery Cables/Clips



Line	Part#	Description	Qty.	Remarks
Wiring				
1	200-891	Harness Complete	1	1950-53
	200-893	Harness Complete	1	1954-55 No Signals
	200-894	Harness Complete	1	LHD 1955-58
	200-895	Harness Complete	1	RHD 1955-58
	200-896	Harness Complete	1	LHD 1959-60
	200-896A	Harness Complete	1	RHD 1959-60
	200-897	Harness Complete	1	1961-63
	200-898	Harness Complete	1	1964-68
	200-898A	Harness Complete	1	1966-68 PVC Wrap
4	200-931	Headlamp Wires	2	Cloth Wire
	200-931A	Headlamp Wires	2	Plastic Wire
5	200-810	Single Connector	A/R	
6	200-811	Double Connector	A/R	
7	200-816	Connector	A/R	Solderless
8	200-876A	Ground Kit	1	To replace 200-876
9	200-865	Grommet	1	Main Harness
10	200-864	Grommet	1	3/4" x 1" Bore
11	200-863	Grommet	3-5	1/2" x 3/4" Bore
	200-863A	Grommet	A/R	1" x 1/2"
12	200-862	Grommet	2-5	1/4" x 1/2" Bore
	200-862A	Grommet	A/R	1 1/4" x 1/2"
13	200-873	Clip 3/16 x 5/16	A/R	
14	200-873A	Clip 3/16 x 3/8	A/R	
	200-873B	Clip 9/32 x 3/8	A/R	
	200-873C	Clip 13/32 x 1/2	A/R	
	200-873D	Clip 3/16 x 1/2	A/R	
	200-873E	Clip 3/16 x 5/8	A/R	
	200-873F	Clip 13/32 x 5/8	A/R	
15	200-874	Clip Double	A/R	
16	200-875	Clip	2	
17	100-764	Oiler Line Clip	4	Stainless Steel
18	200-876	Ground Clip	4	Stainless Steel

Line	Part#	Description	Qty.	Remarks
Battery Cables				
22	200-843	Cable Battery-Solenoid	1	Rds
23	200-844	Cable Bat-Bat	1	Twin 6 Volt System
24	200-845	Braided Ground	1	Twin 6 Volt System
25	200-845A	Braided Ground	1	Single 12 Volt
26	200-846	Cable Solenoid-Starter	1	
27	200-847	Cable Battery-Solenoid	1	4 Seater
28	200-848	Cable Ground	1	4 Seater
29	200-850	Battery Tray	1	4 Seater
30	200-414	Boot	3	
31	200-849	Ground Strap Engine	1	
32	200-815	Solder Bullet End	A/R	
33	200-840	Cable End	A/R	
35	200-830	+ Battery End	A/R	
36	200-831	- Battery End	A/R	
	200-940	Dash Lamp Wires	1	Cloth Wire
	200-940A	Dash Lamp Wires	1	Plastic Wire
	200-860	Clip and Grommet Set	A/R	State Year

Wiring Harness Information

Harness details and approx. years fitted

1950-53 Flat Rad, Cloth wire, cloth wrap

1954-55 Cloth wire, cloth wrap, no signals

1955-58 Cloth wire, cloth wrap, signals with relay box, 2 lamps at rear combining stop, tail, signal

1959-1960 Plastic wire, cloth wrap, separate rear signals, "Lucar" spade connectors

1961-63 Plastic wire, cloth wrap, toggle switch dash, left leg of main harness runs back inside firewall

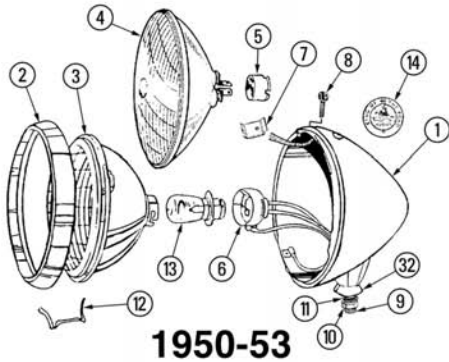
1964-68 Plastic wire, cloth wrap, parking wiper motor

1966-67 Plastic wire, plastic wrap

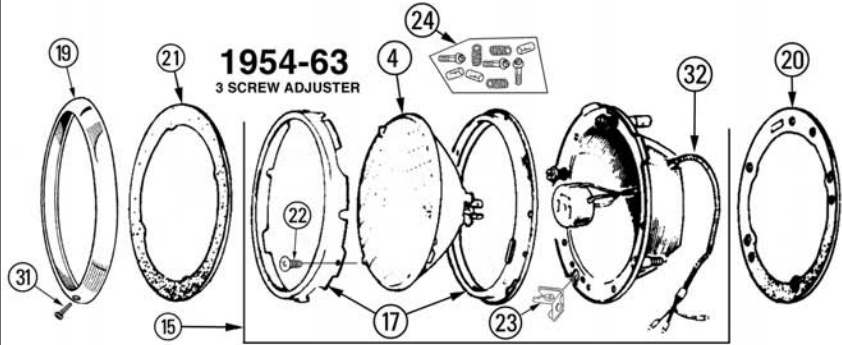
(888) 345-6647

www.morgan-spares.com morganspares@taconic.net

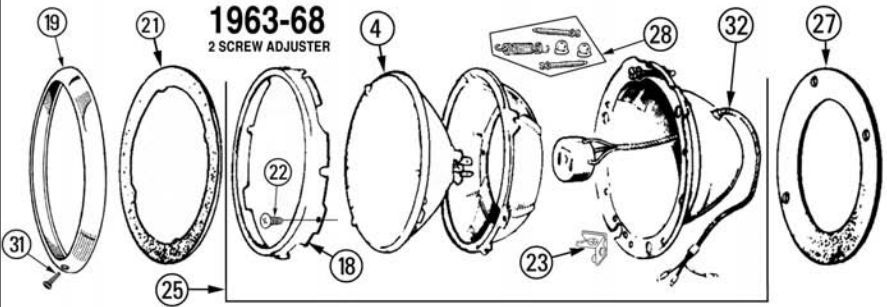
Lighting




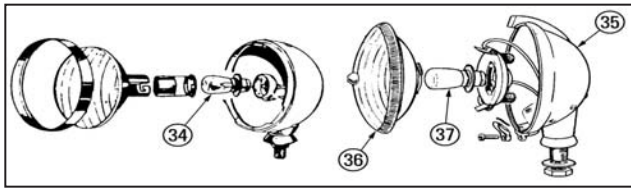
1950-53



1954-63
3 SCREW ADJUSTER



1963-68
2 SCREW ADJUSTER

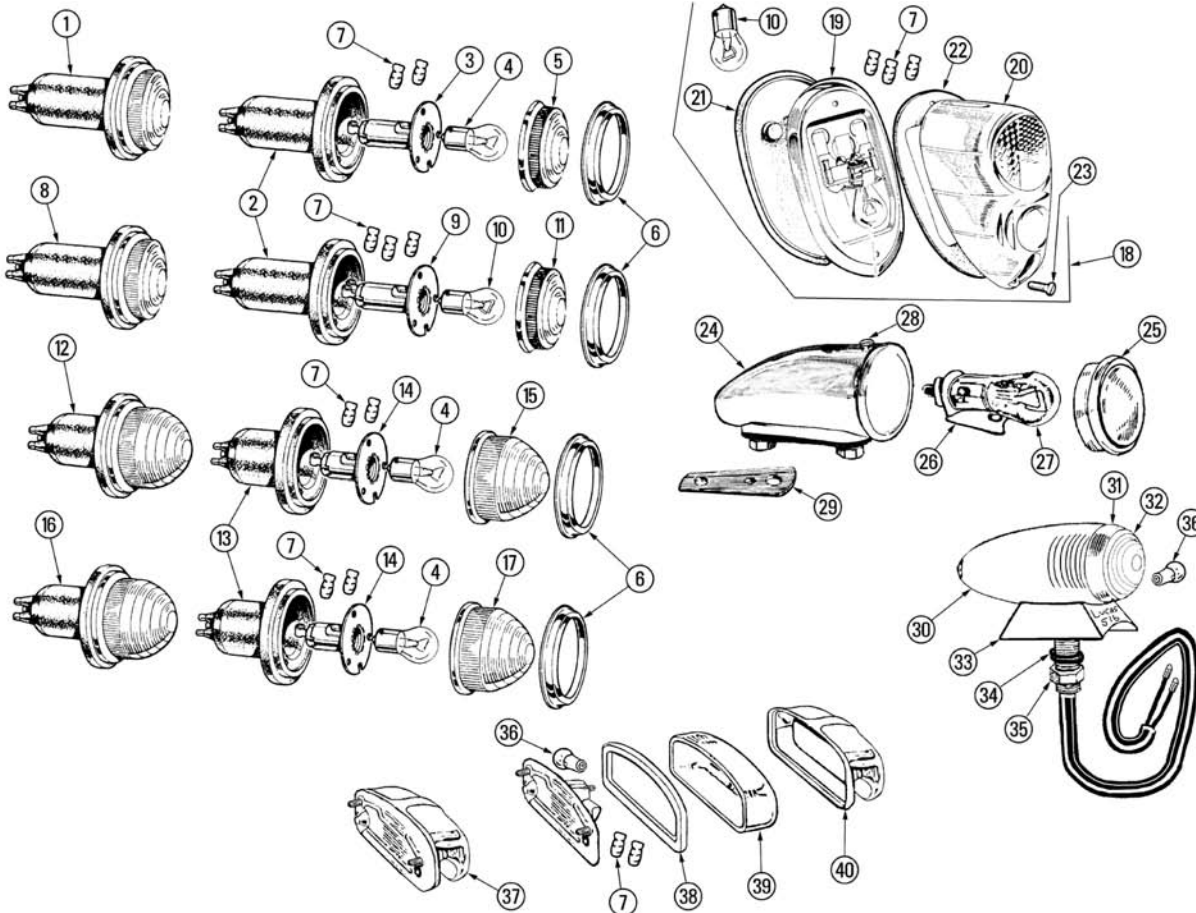


Line	Part#	Description	Qty.	Remarks
Headlamp Assembly 1950-53				
1	200-650	Headlamp Assembly	2	Painted
	200-651	Headlamp Assembly	2	Chrome
2	200-655	Rim	2	
3	200-658	Glass	2	
4	200-617	Sealed Beam	2	
5	200-622	Plug	2	Sealed Beam
6	200-623	Plug	2	
7	200-662	Rim Clip	2	
8	200-663	Rim Screw	2	
9	200-665	Lamp Bolt	2	
10	200-667	Nut	2	
11	200-666	Star Washer	2	
12	200-659	Rim Clip	8	
13	200-689	Bulb	2	
14	200-673	King Of Road Emblem	2	
Headlamp Assembly 1954-63				
15	200-565	Headlamp Sub-Assy.	2	3 Screw Adjusters
Does not include #'s 19, 20, 21, 31				
16	200-565A	Bucket	2	
17	200-568	Seating Plate & Rim	2	
18	200-570	Retaining Rim	2	63-68
19	200-608	Rim	2	
20	200-578	Rubber Seat	2	

Line	Part#	Description	Qty.	Remarks
21	200-607	Rubber Dust Shield	2	All
22	200-571	Screw Retaining Rim	6	
23	200-609	Rim Clip	2	
24	200-573	Trimmer Kit	2	
Headlamp Assembly 1963-68				
25	200-585	Headlamp Sub-Assy.	2	2 Screw Adjusters
Does not include #'s 19, 21, 27, 31				
	200-587	Bucket	2	
26	200-586	Seating Plate	2	
27	200-595	Rubber Seat	2	
28	200-620	Trimmer Kit	2	
29	200-657	Tripod Lamp	2	Reproduction Lucas
30	200-657A	"PL" Tripod Lamp	2	
31	200-610	Rim Screw	2	
32	200-931	Headlamp Wires	2	Cloth Wire
	200-931A	Headlamp Wires	2	Plastic Wire
Fog Lamps				
34	200-688	Bulb	1	
35	200-674	Foglamp Assembly	1-2	Clear Lens
	200-674A	Foglamp Assembly	1-2	Fluted Lens
36	200-675	Lens	1	Clear
	200-676	Lens	1	Fluted
37	200-688	Bulb	1	

Morgan Spares Ltd. 70 County Route 7A Copake, NY 12516

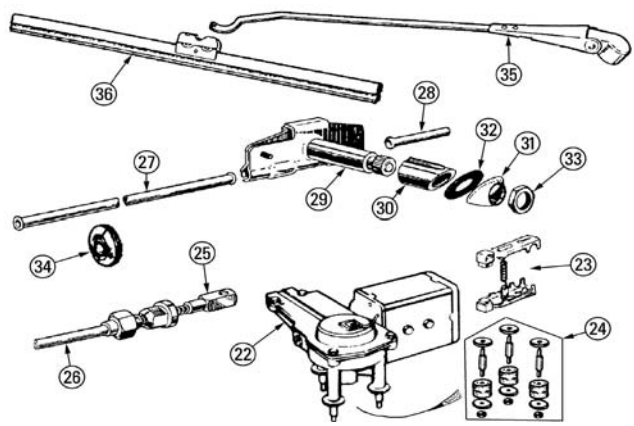
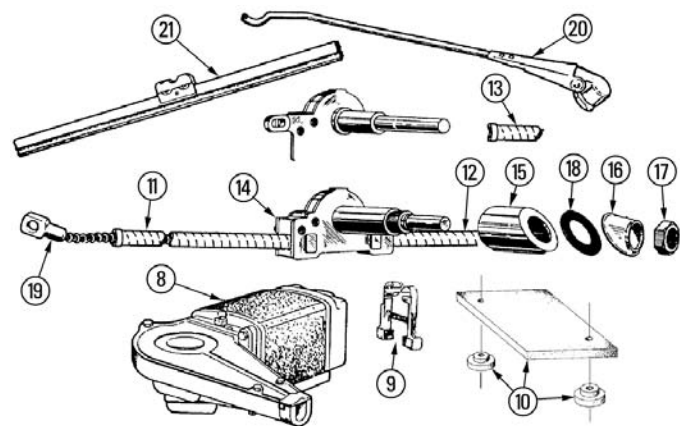
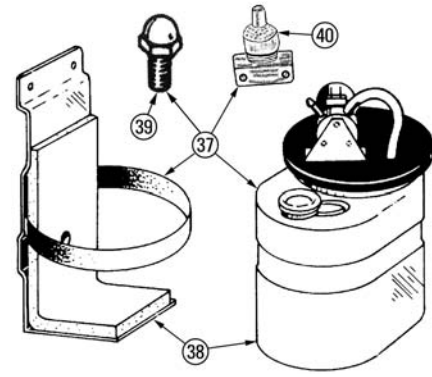
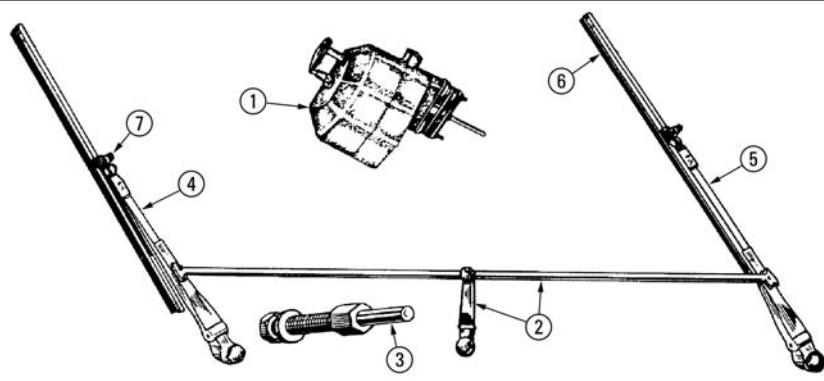
Lighting



Line	Part#	Description	Qty.	Remarks	Line	Part#	Description	Qty.	Remarks
Signal Lamp Front					20	200-460	Lens	2	
1	200-420	Signal Lamp Front	1	1955-58	21	200-434	Base Gasket	2	
2	200-438	Boot	4		22	200-433	Lens Gasket	2	
3	200-446	Bulb Holder	2		23	200-663	Lens Screw	4	
4	200-691	Bulb	2	SC	Park Lamp Front				
5	200-463	Lens	2	Clear	24	200-525	Park Lamp Assembly	2	1950-52
6	200-472	Rim	4		25	200-529	Glass Lens	2	
7	200-816	Sleeve	A/R		26	200-535	Double Contact Holder	2	To convert to park and signal lamp
Park/Brake/Signal Lamp Rear					27	200-690	Bulb Double Contact	2	
8	200-425	Lamp	2	1950-58		200-691	Bulb Single Contact	2	
9	200-447	Bulb Holder	2		28	200-531	Lens Screw	2	
10	200-690	Bulb	2	DC	29	200-533	Base Gasket	2	
11	200-462	Lens	2	Red	Park Lamp Front				
Signal Lamp Front					30	200-490	Park Lamp Assembly	2	
12	200-421	Signal Lamp Front	2	1959-68	31	200-492	Rim	2	
13	200-437	Boot	4		32	200-493	Lens	2	
14	200-448	Bulb Holder	4		33	200-497	Base Rubber	2	
15	200-464	Pointed Lens	2	Clear	34	200-496	Spring Washer	2	
	200-464A	Pointed Lens	2	Amber	35	200-491	Nut	2	
Signal Lamp Rear					36	200-687	Bulb	2	
16	200-422	Signal Lamp Rear	2	1959-68	Marker Lamp				
17	200-461	Lens	2	Pointed Red	37	200-540	Marker Lamp	1	
Park/Brake Lamp Rear					38	200-543	Base Gasket	1	
18	200-429	Lamp Assembly	2	1958-68	39	200-541	Lens	1	Glass
19	200-430	Chrome Base	2		40	200-542	Cover	1	

(888) 345-6647 www.morgan-spares.com morganspares@taconic.net

Wipers

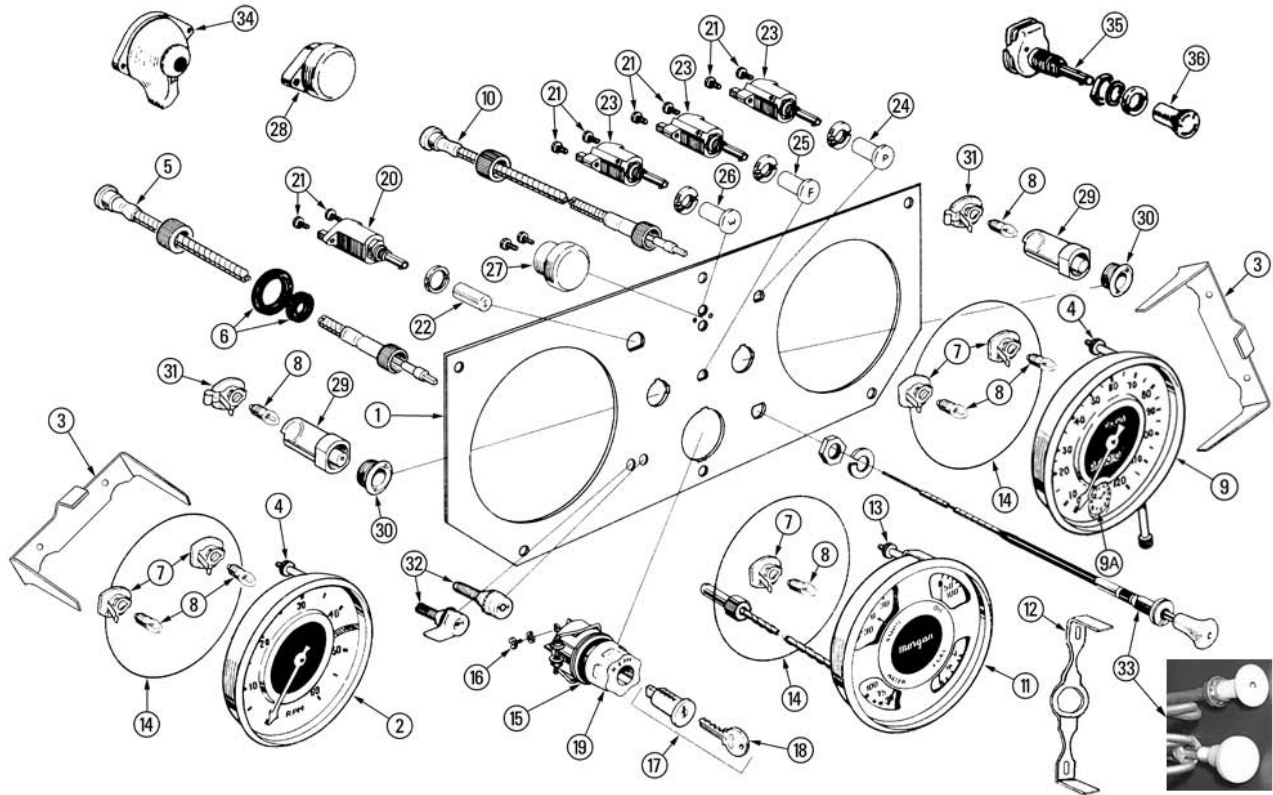


Line	Part#	Description	Qty.	Remarks
Wiper 1950-53				
1	300-001	Wiper New	1	1950-53
	300-001A	Wiper Rebuilt	1	Exchange
2	300-046	Arm and Rod	1	
3	300-045	Pivot	2	
4	300-048	Arm LH	1	
5	300-049	Arm RH	1	
6	300-052	Blade	2	
7	300-054	Rubber Snub	2	
Wiper 1954-63				
8	300-075	Wiper New	1	Non Parking
	300-075A	Wiper Rebuilt	1	Exchange
9	300-080	Brush and Gear	1	
10	300-088	Mounting Kit	1	
11	300-121	Casing Motor-Box	1	
12	300-122	Casing Box-Box	2	
13	300-123	Casing End	1	
14	300-090	Wheel Box	2	
15	300-095	Inner Spacer	2	
16	300-092	Outer Spacer	2	Chrome
17	300-093	Nut	2	
18	300-128	Rubber Pad	2	
19	300-096	Inner Rack	1	
20	300-103	Wiper Arm LHD	2	Adjustable 5-7"
	300-103A	Wiper Arm RHD	2	Adjustable 5-7"
21	300-105	Blade	2	6" Roadster
	300-105A	Blade	2	7" 4 Seater
	300-105B	Blade	2	8" DHC

Line	Part#	Description	Qty.	Remarks
Wiper 1964-68				
22	300-110	Wiper	1	Parking
	300-110A	Wiper Rebuilt	1	Exchange
23	300-115	Brush Set	1	
24	300-117	Mounting Kit	1	
25	300-120	Inner Rack	1	
26	300-121	Casing Motor-Box	1	
27	300-122	Casing Box-Box	2	
28	300-123	Casing End	1	
29	300-124	Wheel Box	2	
30	300-095	Inner Spacer	2	
31	300-126	Outer Bezel	2	Chrome
32	300-128	Rubber Pad	2	
33	300-127	Nut	2	
34	200-863	Grommet	1	
35	300-130	Arm LHD	2	Adjustable 6-8"
	300-130A	Arm RHD	2	Adjustable 6-8"
36	300-105	Blade	2	6" Roadster
	300-105A	Blade	2	7" 4 Seater
	300-105B	Blade	2	8" DHC
Washer Bottle Kit				
37	600-992D	Washer Kit	1	
38	600-992	Bottle and Bracket	1	
39	600-992B	Squirter	1	
40	600-992A	Switch	1	

Morgan Spares Ltd. 70 County Route 7A Copake, NY 12516

Dash Panel

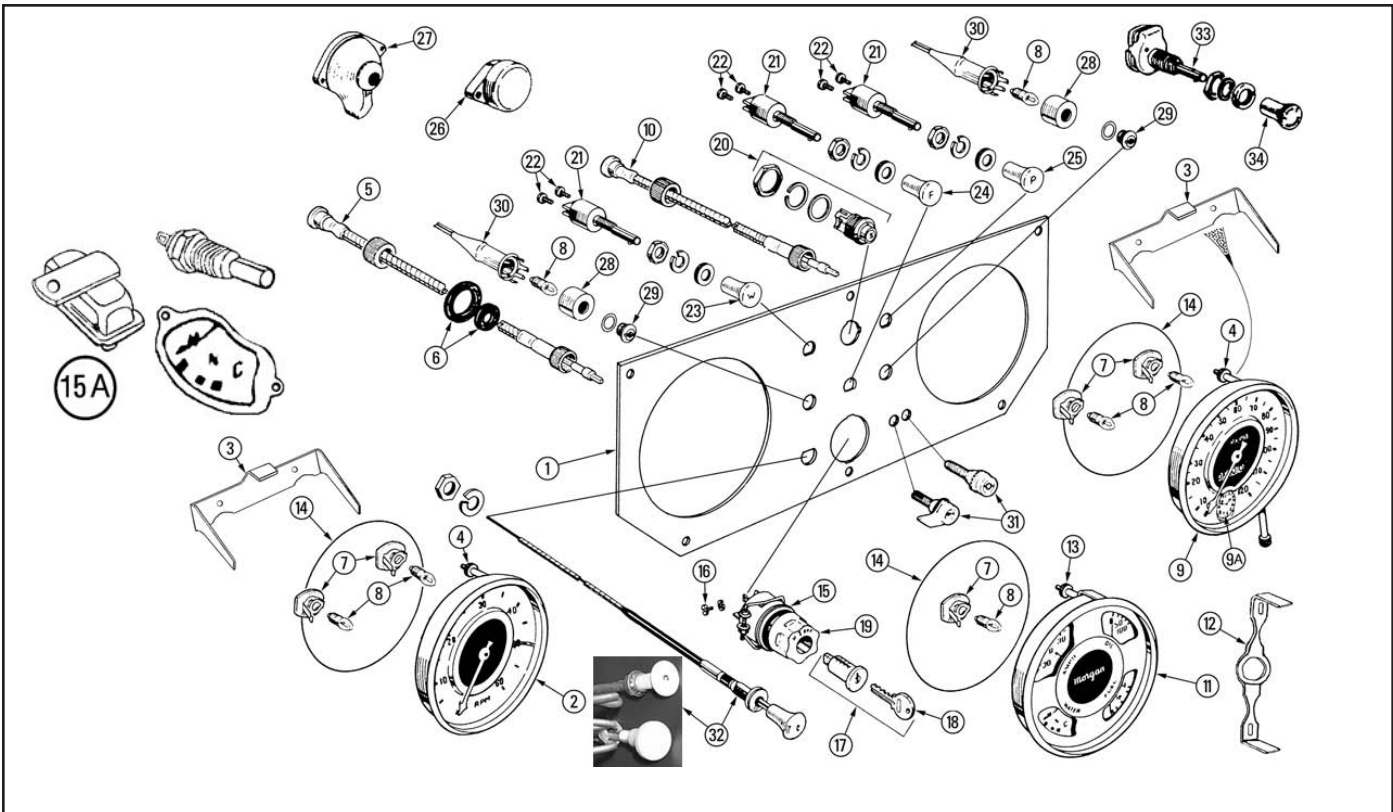


Line	Part#	Description	Qty.	Remarks	Line	Part#	Description	Qty.	Remarks
Dash Panel 1950-55									
Please Note									
Rebuilt and restored gauges is a service we provide using your gauges. On occasion we can provide core gauges. Please inquire.									
1	200-788	Dash Panel 1950-53	1		12	200-771	Bracket	1	
	200-788A	Dash Panel 1954-55	1		13	200-772	Nut	2	
2	200-719	Tachometer Rebuilt	1	1954-55 Exchange	14	200-785	O-Ring	2-3	
	200-719A	Restored Tachometer	1	Exchange	15	200-324	Ignition-Light Switch	1	Less Cover & Keys
3	200-723	Bracket	2	Speedo Bracket	16	200-328	Terminal Screw	5	
4	200-726	Nut	4	Speedo Nut	17	200-327	Lock and Keys	2	
5	200-722	Tachometer Cable	1	LHD	18	200-327A	Key Blank	A/R	
	200-722A	Tachometer Cable	1	RHD	19	200-326	Cover	1	
	200-722B	Tachometer Cable DHC	1	LHD	20	200-300	Starter Switch	1	
	200-722C	Tachometer Cable DHC	1	RHD	21	200-303	Screw	8	
6	200-727	Grommet Set	1		22	200-302	"S" Knob	1	
7	200-286	Bulb Holder	5		23	200-307	Panel Light Switch	1	
8	200-685	Bulb	7			200-307	Fog Light Switch	1	
9	200-731	Speedometer Rebuilt	1	Exchange		200-307	Wiper Switch	1	1954-55
	200-731A	Restored Speedometer	1	Exchange	24	200-309	"P" Knob	1	
9A	200-732	Refaced Clock	1		25	200-3111	"F" Knob	1	
	200-732A	Clock Restored with Quartz Conversion			26	200-310	"W" Knob	1	
	200-732B	Rebuilt Clock			27	200-358	Horn Button	1	1950-53
10	200-740	Speedometer Cable	1	LHD and RHD	28	200-359	Horn Button	1	1954-55
	200-740A	Speedo Cable DHC	1	LHD and RHD	29	200-287	Red Body	2	
11	200-746	Cluster Assembly	1	Rebuilt Exchange	30	200-288	Bezel	2	
	200-746A	Restored Cluster Assy	1	Exchange	31	200-289	Bulb Holder	2	
	200-762	Temp Gauge Rebuilt	1	Exchange Mech.	32	200-369	Inspection Sockets	1	
	200-762A	Restored Temp Gauge	1	Exchange	33	200-793	Cream Choke Cable	1	Repro
	200-750	Oil Gauge Rebuilt	1	Exchange	33	200-793A	Cream Choke Cable	1	Original Type
	200-750A	Restored Oil Gauge	1	Exchange	34	200-329	Signal Switch	1	On Wood Dash 55
	200-754	Amp Gauge Rebuilt	1	Exchange	35	200-363	Heater Switch	1	In Wood Dash
					36	200-364	Knob	1	

(888) 345-6647

www.morgan-spares.com morganspares@taconic.net

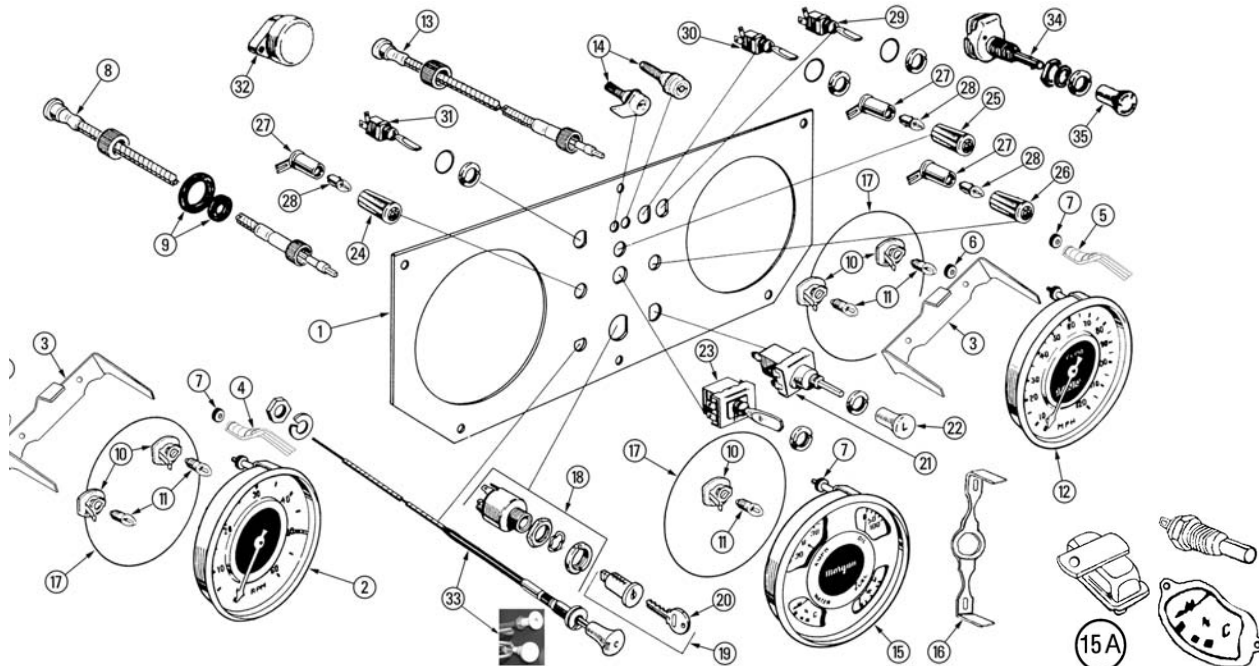
Dash Panel



Line	Part#	Description	Qty.	Remarks	Line	Part#	Description	Qty.	Remarks
Dash Panel 1956-60									
Please Note									
Rebuilt and restored gauges is a service we provide using your gauges. On occasion we can provide core gauges. Please inquire.									
1	200-789	Dash Panel 1956-60	1		200-750A	Restored Oil Gauge	1	Exchange	
2	200-719	Tachometer Rebuilt	1	Exchange	200-754	Amp Gauge Rebuilt	1	Exchange	
	200-719A	Restored Tachometer	1	Exchange	200-754A	Restored Amp Gauge	1	Exchange	
3	200-723	Bracket	2		200-758	Fuel Gauge Rebuilt	1	Exchange	
4	200-726	Nut	4		200-758A	Restored Fuel Gauge	1	Exchange	
5	200-722	Tachometer Cable	1	LHD	200-773	Decal Set	1		
	200-722A	Tachometer Cable	1	RHD	12	200-771	Bracket	1	
	200-722B	Tachometer Cable DHC1	1	LHD	13	200-772	Nut	2	
	200-722C	Tachometer Cable DHC1	1	RHD	14	200-785	O-Ring	3	
6	200-727	Grommet Set	1		15	200-324	Ignition-Light Switch	1	Less Cover & Keys
7	200-286	Bulb Holder	5		16	200-328	Terminal Screw	5	
8	200-685	Bulb	7		17	200-327	Lock and Keys	1	
9	200-731	Speedometer Rebuilt	1	Exchange	18	200-327A	Key Blank	A/R	
	200-731A	Restored Speedometer	1	Exchange	19	200-326	Cover	1	
9A	200-732	Refaced Clock	1		20	200-304	Starter Switch Assy	1	
	200-732A	Clock Restored with Quartz Conversion	1		21	200-314	Panel Lamp Switch	1	
	200-732B	Rebuilt Clock	1			200-314	Wiper Switch	1	
10	200-740	Speedometer Cable	1	LHD and RHD		200-314	Fog Lamp Switch	1	
	200-740A	Speedo Cable DHC	1	LHD and RHD	22	200-303	Terminal Screw	6	
11	200-746	Cluster Assembly	1	Exchange Rebuilt	23	200-319	"W" Knob	1	
	200-746A	Restored Cluster Assy	1	Exchange	24	200-320	"F" Knob	1	
	200-764	Temp Gauge Rebuilt	1	Exchange	25	200-318	"P" Knob	1	
	200-764A	Restored Temp Gauge	1	Exchange	26	200-359	Horn Button	1	On Dashboard
Converted temp gauge includes new internals in gauge, voltage stabilizer, replacement sender, wire connectors, and instructions					27	200-329	Signal Switch	1	On Dashboard
11A	200-767	Converted Temp Cream	1	Exchange	28	200-292	Body	2	
	200-750	Oil Gauge Rebuilt	1	Exchange	29	200-293	Lens	2	
					30	200-291	Bulb Holder	2	
					31	200-369	Inspection Sockets	1	
					32	200-793	Cream Choke Cable	1	Repro
					32	200-793A	Cream Choke Cable	1	Original Type
					33	200-363	Heater Switch	1	
					34	200-364	Knob	1	

Morgan Spares Ltd. 70 County Route 7A Copake, NY 12516

Dash Panel

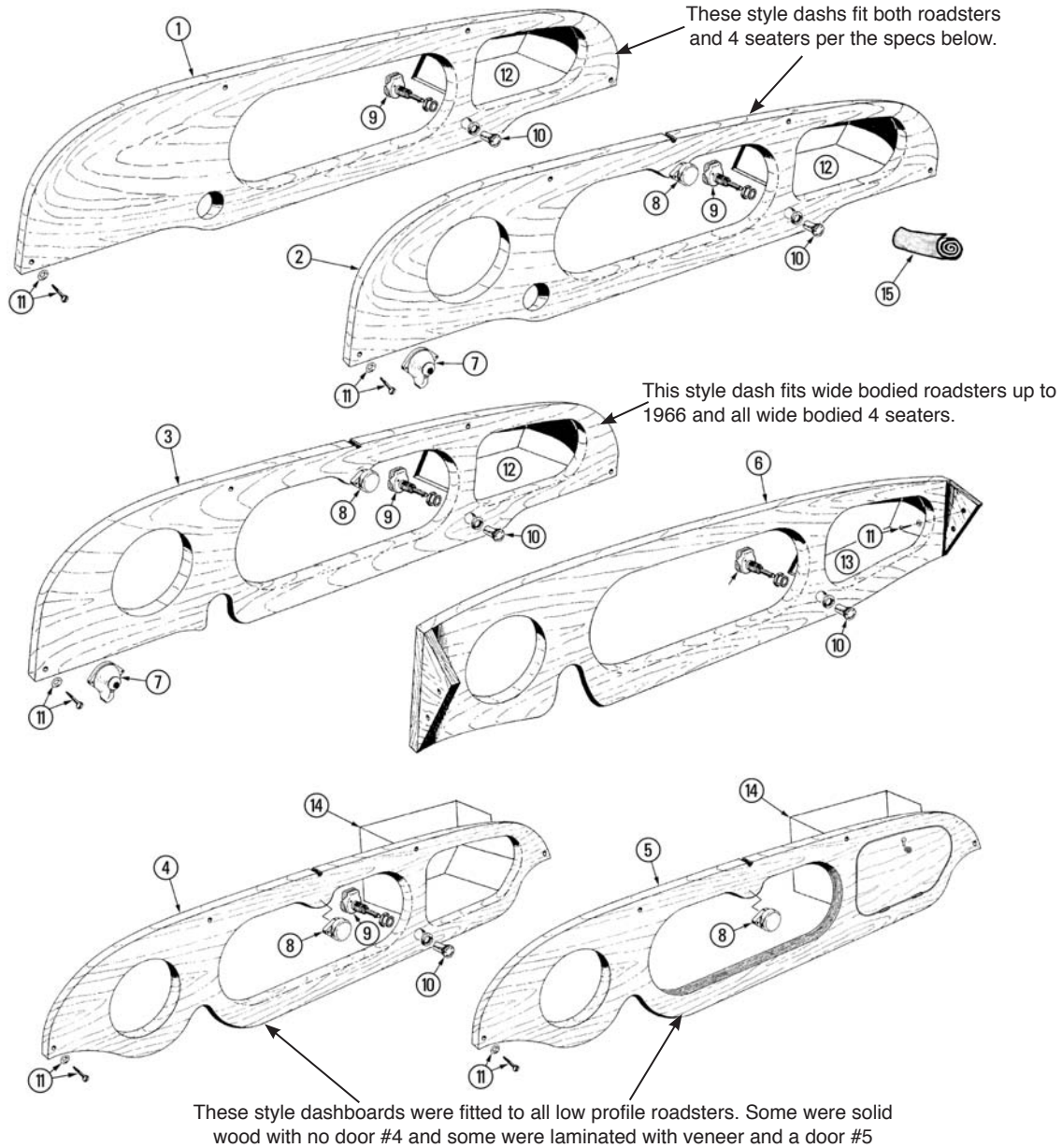


Line	Part#	Description	Qty.	Remarks	Line	Part#	Description	Qty.	Remarks
Dash Panel 1961-68									
Please Note									
Rebuilt and restored gauges is a service we provide using your gauges. On occasion we can provide core gauges. Please inquire.									
1	200-790	Dash Panel 1961-68	1		16	200-771	Bracket	1	
2	200-719	Tach Rebuilt Cream	1	Exchange	17	200-785	O-Ring	3	
	200-719A	Restored Tachometer	1	Exchange	18	200-353	Ignition Switch	1	Less Lock and Keys
	200-721	Tach Rebuilt Black	1	Exchange	19	200-327	Lock and Keys	1	
3	200-723	Bracket	1	1961-63	20	200-327A	Key Blank	A/R	
4	200-724	Bracket Tach	2	1964-68	21	200-344	Light Switch	1	Less Knob
5	200-724A	Bracket Speedo	2	1964-68	22	200-345	"L" Knob Cream	1	
6	200-726	Nut	4			200-346	"L" Knob Black	1	
7	200-772	Nut	6			200-346A	Plain Black Knob		
8	200-722	Cable LHD	1		23	200-342	Signal Switch Cream	1	
	200-722A	Cable RHD	1			200-349	Signal Switch Black	1	
	200-722B	Cable DHC	1		24	200-296	Warning Lamp Jewel	1	High Beam Dk Red
9	200-727	Grommet Set	1		25	200-295	Warning Lamp Jewel	1	Signal Green
10	200-286	Bulb Holder	5		26	200-297	Warning Lamp Jewel	1	Ign Red
11	200-685	Bulb	5		27	200-298	Bulb Holder	3	
12	200-731	Speedo Rebuilt Cream	1	Exchange	28	200-686	Bulb	3	
	200-731A	Restored Speedometer	1	Exchange	29	200-335	Panel Lamp Switch	1	Cream
	200-733	Speedo Rebuilt Black	1	Exchange		200-348	Panel Lamp Switch	1	Black
	200-735	Speedo Rebuilt Black	1	Exchange 140MPH	30	200-335	Fog Lamp Switch	1	Cream
13	200-740	Speedometer Cable	1	LHD and RHD		200-348	Fog Lamp Switch	1	Black
	200-740A	Speedo Cable DHC	1	LHD and RHD	31	200-335	Wiper Switch	1	Cream
14	200-369	Inspection Sockets	1			200-348	Wiper Switch	1	Black
15	200-746	Cluster Assembly	1	Exchange Rebuilt	32	200-359	Horn Button Cream	1	On Dashboard
	200-764	Temp Gauge Rebuilt	1	Exchange Cream		200-360	Horn Button Black	1	On Dashboard
	200-764A	Restored Temp Gauge	1	Exchange	33	200-793	Cream Choke Cable	1	Repro
Converted temp gauge includes new internals in gauge, voltage stabilizer, replacement sender, wire connectors, and instructions					33	200-793A	Cream Choke Cable	1	Original
15A	200-767	Converted Temp Cream	1	Exchange		200-794	Black Choke Cable	1	
	200-766	Temp Gauge Rebuilt	1	Exchange Black	34	200-363	Heater Switch	1	
15A	200-768	Converted Temp Black	1	Exchange	35	200-364	Knob		
	200-750	Oil Gauge Rebuilt	1	Exchange Cream					
	200-750A	Restored Oil Gauge	1	Exchange					

(888) 345-6647

www.morgan-spares.com morganspares@taconic.net

Dash Boards

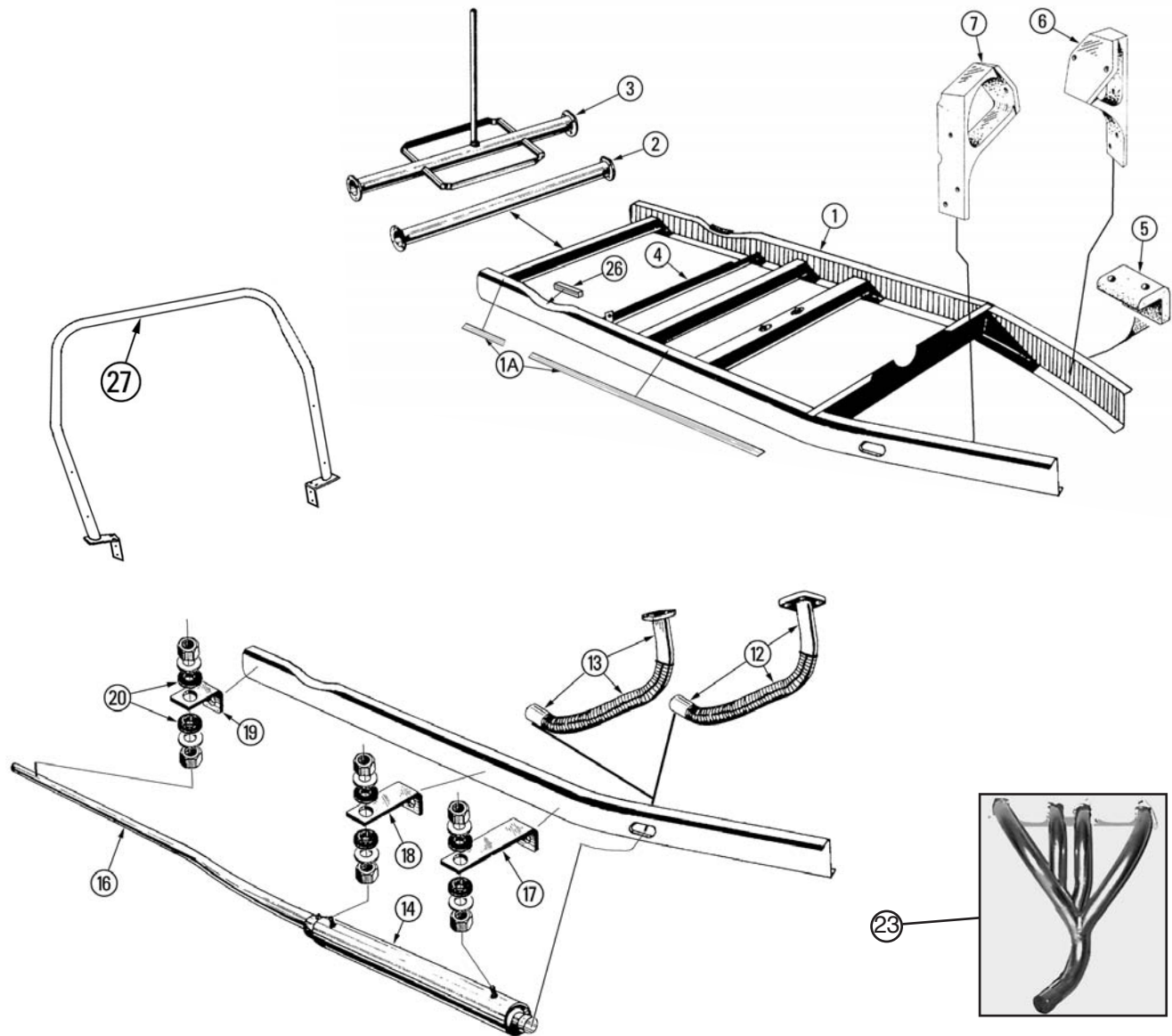


All wood dash's are custom made to order. Specify LHD or RHD. Pricing is based on using Mahogany as original. Other woods are available for additional cost. Please inquire.

Line	Part#	Description	Qty.	Remarks	Line	Part#	Description	Qty.	Remarks
1	200-700	Dash Board LHD	1	1950-53	8	200-359	Horn Button	1	1954-61 Cream
	200-700A	Dash Board RHD	1	1950-53		200-360	Horn Button	1	1962-68 Black
2	200-701	Dash Board LHD	1	1954-58 Narrow	9	200-363	Heater Switch	1	
	200-701A	Dash Board RHD	1	1954-58 Narrow	10	200-364	Knob	1	
3	200-702	Dash Board LHD	1	1958-66 Wide	11	200-786	Screw and Washer Set	1	
	200-702A	Dash Board RHD	1	1958-66 Wide	12	200-707	Glove Box LHD	1	1950-66
4	200-703	Dash Board LHD	1	1967-68 & SS		200-707A	Glove Box RHD	1	
	200-703A	Dash Board RHD	1	1967-68 & SS	13	200-708	Glove Box LHD	1	DHC
5	200-704	Dash Board W/Door	1	LHD 67-68 & SS		200-708A	Glove Box RHD	1	
	200-704A	Dash Board W/Door	1	RHD 67-68 & SS	14	200-709	Glove Box LHD	1	1967-68 & SS
6	200-705	Dash Board DHC LHD	1			200-709A	Glove Box RHD	1	
	200-705	Dash Board DHC RHD	1		15	200-711	Carpet Set Wool	1	Tan or Black
7	200-329	Signal Switch	1	1955-60					

Morgan Spares Ltd. 70 County Route 7A Copake, NY 12516

Chassis / Exhaust

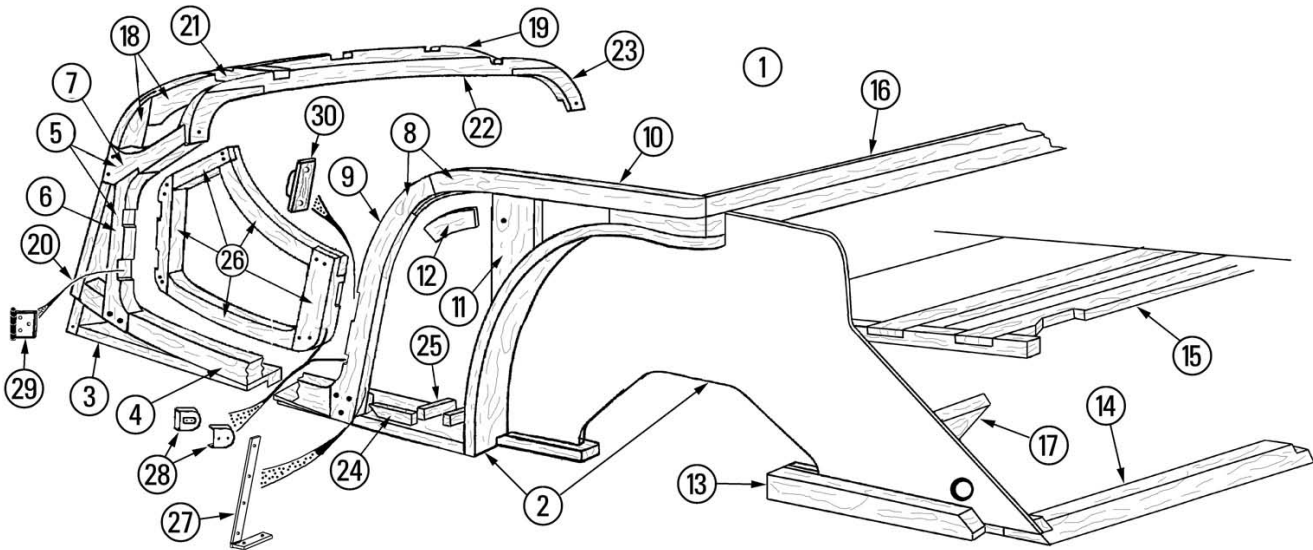


Line	Part#	Description	Qty.	Remarks	Line	Part#	Description	Qty.	Remarks
Chassis									
1	500-560	Chassis LHD	1	1950-55	14	400-945A	Muffler	1	TR Stainless Steel
	500-561	Chassis RHD	1	1950-55	16	400-947A	Tail Pipe	1	Stainless Steel
	500-562	Chassis LHD	1	1956-68	17	400-920	Front Bracket	1	
	500-563	Chassis RHD	1	1956-68	18	400-921	Rear Bracket	1	
1A	500-565	Chassis To Body Rubber Kit			19	400-922	Tail Pipe Bracket	1	
2	500-566	Crossmember 2 Seater	1	1950-55	20	400-925	Grommet Set	3	
3	500-567	Crossmember 4 Seater	1	1950-55	23	700-187	Derrington Header	1	
4	500-569	Battery Floor Support	1	2 Seater	26	100-488	Axle Rubber Bumper	2	
	500-570	Floor Support	1	4 Seater	27	600-155	Scuttle Roll Bar	1	
5	100-660	Steering Stop	2						
6	400-995	Motor Mount Support	1	LH					
7	400-996	Motor Mount Support	1	RH					
Exhaust Systems									
10	400-942	Flex Pipe	1	Vanguard Stainless					
11	400-943	Flex Pipe	1	TR Stainless Steel					
12	400-942A	Down Pipe Assembly	1	Vanguard Stainless					
13	400-943A	Down Pipe Assembly	1	TR Stainless Steel					

(888) 345-6647

www.morgan-spares.com morganspares@taconic.net

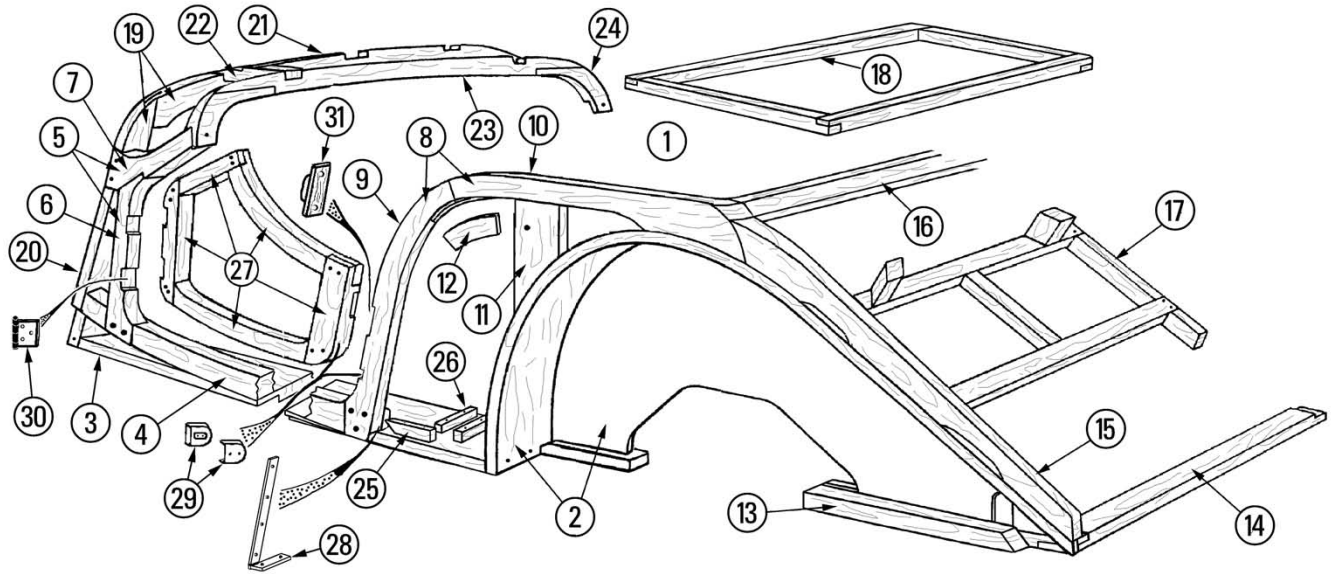
Wood Body



Line	Part#	Description	Qty.	Remarks	Line	Part#	Description	Qty.	Remarks
Body Frame 1950-57 Roadster					12	800-250	Joint Block	2	
1950-53 Shown					13	800-255	Rear Chassis Sweep	1	LH
1	500-750	Body Frame Skinned	1	1950-53 Steel Skin	800-256	Rear Chassis Sweep	1	RH	
	500-750A	Body Frame Skinned	1	1950-53 Alloy Skin	14	800-265	Rear Distance Piece	1	1950-53
	500-751	Body Frame Skinned	1	1954-55 Steel Skin	800-266	Rear Distance Piece	1	1954-57	
	500-751A	Body Frame Skinned	1	1954-55 Alloy Skin	15	800-284	Gas Tank Frame	1	
	500-755	Body Frame Skinned	1	1956-57 Steel Skin	16	800-290	Back Top Rail	1	1950-53
	500-755A	Body Frame Skinned	1	1956-57 Alloy Skin	800-291	Back Top Rail	1	1954-55	
2	800-130	Wheel Arch and Cheek	1	1950-53 LH	800-292	Back Top Rail	1	1956-57	
	800-131	Wheel Arch and Cheek	1	1950-53 RH	17	800-296	Block	2	
	800-132	Wheel Arch and Cheek	1	1954-57 LH	18	800-300	Front Frame Assembly	1	
	800-133	Wheel Arch and Cheek	1	1954-57 RH	19	800-306	Top Front Rail	1	
3	800-146	Sill Board	1	LH	20	800-313	Front Side Rail	1	LH
	800-147	Sill Board	1	RH	800-314	Front Side Rail	1	RH	
4	800-157	Rocker	1	LH	21	800-321	Support	2	
	800-158	Rocker	1	RH	22	800-323	Dash Rail Assembly	1	
5	800-168	Hinge Post/Knee Rail	1	LH	23	800-328	End Piece	1	LH
	800-169	Hinge Post/Knee Rail	1	RH	800-329	End Piece	1	RH	
6	800-178	Hinge Post	1	LH	24	800-336	Upholstry Block	2	
	800-179	Hinge Post	1	RH	25	800-338	Seat Support	4	
7	800-186	Knee Rail	1	LH	26	800-350	Door Frame	1	LH
	800-187	Knee Rail	1	RH	800-351	Door Frame	1	RH	
8	800-200	Latch and Elbow Rail	1	1950-53 LH	27	600-110	Latch Post Brace	1	LH
	800-201	Latch and Elbow Rail	1	1950-53 RH	600-111	Latch Post Brace	1	RH	
	800-202	Latch and Elbow Rail	1	1954-55 LH	28	600-118	Dovetail Assembly	2	
	800-203	Latch and Elbow Rail	1	1954-55 RH	600-119	Dovetail Rubber	2		
	800-204	Latch and Elbow Rail	1	1956-57 LH	29	600-080	Door Hinge	4	
	800-205	Latch and Elbow Rail	1	1956-57 RH	30	600-088	Striker Plate	2	
9	800-218	Latch Post	1	LH					
	800-219	Latch Post	1	RH					
10	800-230	Elbow Rail	1	1950-53 LH					
	800-231	Elbow Rail	1	1950-53 RH					
	800-232	Elbow Rail	1	1954-55 LH					
	800-233	Elbow Rail	1	1954-55 RH					
	800-234	Elbow Rail	1	1956-57 LH					
	800-235	Elbow Rail	1	1956-57 RH					
	800-236	Back Side Rail	1	1956-57 LH					
	800-237	Back Side Rail	1	1956-57 RH					
11	800-246	Brace	2						

Morgan Spares Ltd. 70 County Route 7A Copake, NY 12516

Wood Body

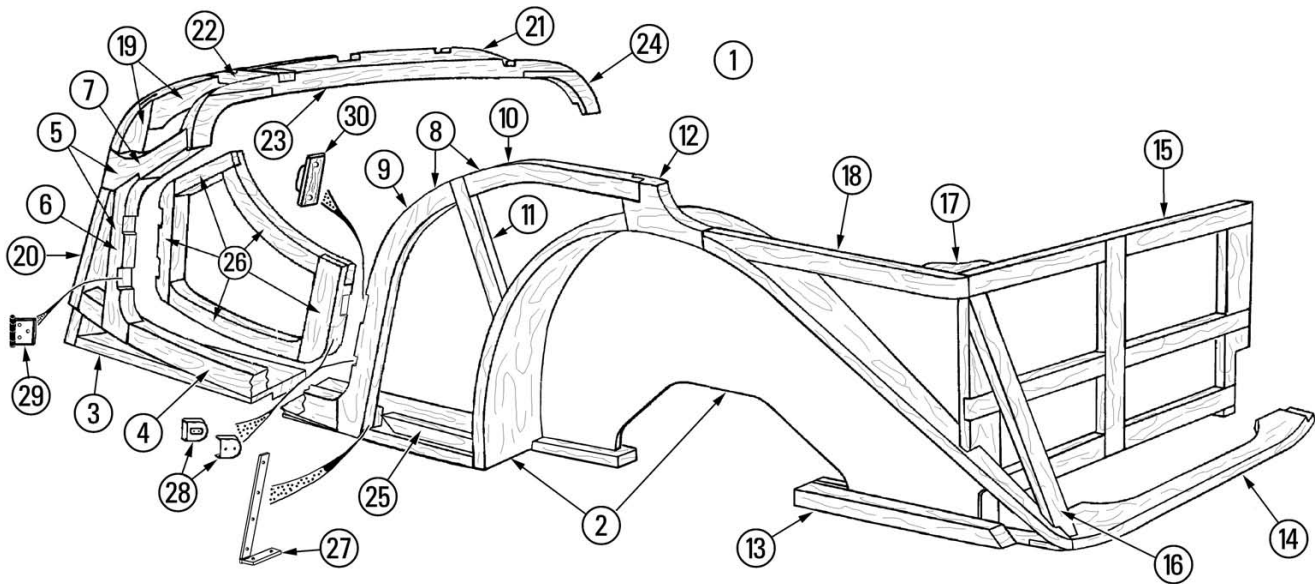


Line	Part#	Description	Qty.	Remarks	Line	Part#	Description	Qty.	Remarks
Body Frame 1958-66 Roadster					16	800-273	Rear Side Rail	1	RH
1	500-757	Body Frame Skinned	1	Steel Skin	17	800-293	Back Top Rail	1	
	500-757A	Body Frame Skinned	1	Alloy Skin	18	800-285	Spare Tire Frame	1	
2	800-135	Wheel Arch and Cheek	1	LH	19	800-297	Luggage Frame	1	
	800-136	Wheel Arch and Cheek	1	RH	20	800-301	Front Frame Assembly	1	
3	800-148	Sill Board	1	LH	21	800-315	Front Side Rail	1	LH
	800-149	Sill Board	1	RH		800-316	Front Side Rail	1	RH
4	800-159	Rocker	1	LH	22	800-307	Front Top Rail	1	
	800-160	Rocker	1	RH	23	800-321	Support	1	
5	800-170	Hinge Post/Knee Rail	1	LH	24	800-324	Dash Rail Assembly	1	
	800-171	Hinge Post/Knee Rail	1	RH	25	800-330	End Piece	1	LH
6	800-180	Hinge Post	1	LH		800-331	End Piece	1	RH
	800-181	Hinge Post	1	RH	26	800-336	Upholstry Block	2	
7	800-190	Knee Rail	1	LH	27	800-338	Seat Support	4	
	800-191	Knee Rail	1	RH	28	800-352	Door Frame	1	LH
8	800-208	Latch and Elbow Rail	1	LH		800-353	Door Frame	1	RH
	800-209	Latch and Elbow Rail	1	RH	29	600-112	Latch Post Brace	1	LH
9	800-222	Latch Post	1	LH		600-113	Latch Post Brace	1	RH
	800-223	Latch Post	1	RH	30	600-119	Dovetail Assembly	2	
10	800-238	Elbow Rail	1	LH		600-118	Dovetail Rubber	2	
	800-239	Elbow Rail	1	RH	31	600-080	Door Hinge	4	
11	800-247	Brace	2			600-088	Striker Plate	2	
12	800-250	Joint Block	2						
13	800-258	Rear Chassis Sweep	1	LH					
	800-259	Rear Chassis Sweep	1	RH					
14	800-267	Rear Distance Piece	1						
15	800-272	Rear Side Rail	1	LH					

(888) 345-6647

www.morgan-spares.com morganspares@taconic.net

Wood Body

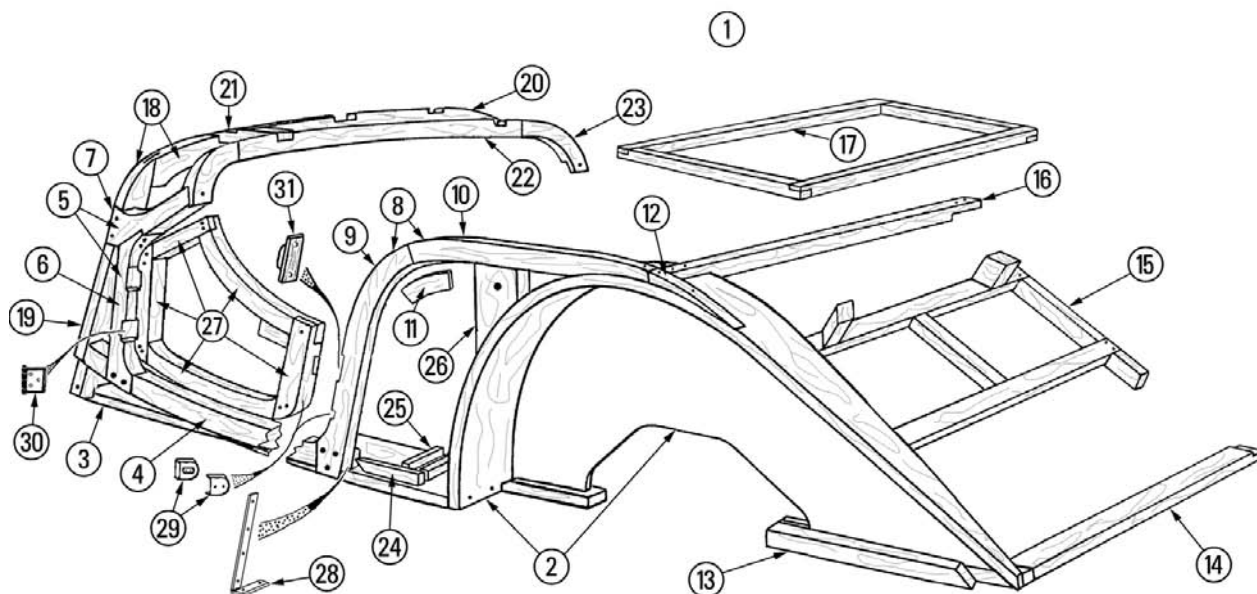


Line	Part#	Description	Qty.	Remarks
Body Frame 1950-68 4 Seater				
1	500-753	Body Frame Skinned	1	1950-58 Steel Skin
	500-759	Body Frame Skinned	1	1959-68 Steel Skin
	500-753A	Body Frame Skinned	1	1950-58 Alloy Skin
	500-759A	Body Frame Skinned	1	1959-68 Alloy Skin
2	800-138	Wheel Arch and Cheek	1	1950-58 LH
	800-139	Wheel Arch and Cheek	1	1959-68 LH
	800-140	Wheel Arch and Cheek	1	1950-58 RH
	800-141	Wheel Arch and Cheek	1	1959-68 RH
3	800-150	Sill Board	1	1950-58 LH
	800-151	Sill Board	1	1959-68 LH
	800-152	Sill Board	1	1950-58 RH
	800-153	Sill Board	1	1959-68 RH
4	800-161	Rocker	1	1950-58 LH
	800-162	Rocker	1	1959-68 LH
	800-163	Rocker	1	1950-58 RH
	800-164	Rocker	1	1959-68 RH
5	800-172	Hinge Post/Knee Rail	1	LH
	800-173	Hinge Post/Knee Rail	1	RH
6	800-182	Hinge Post	1	LH
	800-183	Hinge Post	1	RH
7	800-192	Knee Rail	1	LH
	800-193	Knee Rail	1	RH
8	800-212	Latch and Elbow Rail	1	LH
	800-213	Latch and Elbow Rail	1	RH
9	800-224	Latch Post	1	LH
	800-225	Latch Post	1	RH
10	800-240	Elbow Rail	1	LH
	800-241	Elbow Rail	1	RH
11	800-248	Brace	2	
12	800-254	Connecting Block	2	
13	800-260	Rear Chassis Sweep	1	LH
	800-261	Rear Chassis Sweep	1	RH
14	800-268	Rear Distance Piece	1	
15	800-286	Spare Tire Frame	1	
16	800-275	Connecting Leg	1	LH

Line	Part#	Description	Qty.	Remarks
	800-276	Connecting Leg	1	RH
17	800-277	Block	2	
18	800-278	Rear Side Rail	1	LH
	800-279	Rear Side Rail	1	RH
19	800-302	Front Frame Assembly	1	1950-58
	800-303	Front Frame Assembly	1	1959-68
20	800-317	Front Side Rail	1	LH
	800-318	Front Side Rail	1	RH
21	800-308	Top Front Rail	1	1950-58
	800-309	Top Front Rail	1	1959-68
22	800-321	Support	2	
23	800-325	Dash Rail Assembly	1	1950-58
	800-326	Dash Rail Assembly	1	1959-68
24	800-332	End Piece	1	LH
	800-333	End Piece	1	RH
25	800-337	Upholstry Block	2	
26	800-353	Door Frame	1	1950-58 LH
	800-354	Door Frame	1	1950-58 LH
	800-355	Door Frame	1	1959-68 RH
	800-356	Door Frame	1	1959-68 RH
27	600-110	Latch Post Brace	1	1950-58 LH
	600-112	Latch Post Brace	1	1959-68 LH
	600-111	Latch Post Brace	1	1950-58 RH
	600-113	Latch Post Brace	1	1959-68 RH
28	600-118	Dovetail Assembly	2	
	600-119	Dovetail Rubber	2	
29	600-080	Door Hinge	4	
30	600-088	Striker Plate	2	

Morgan Spares Ltd. 70 County Route 7A Copake, NY 12516

Wood Body

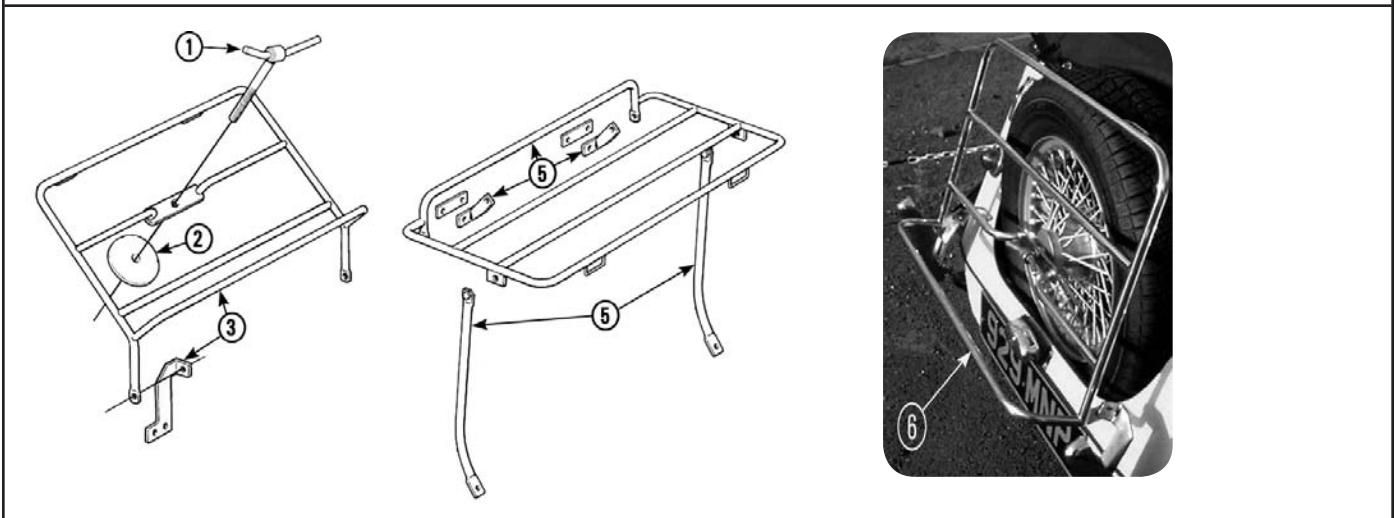
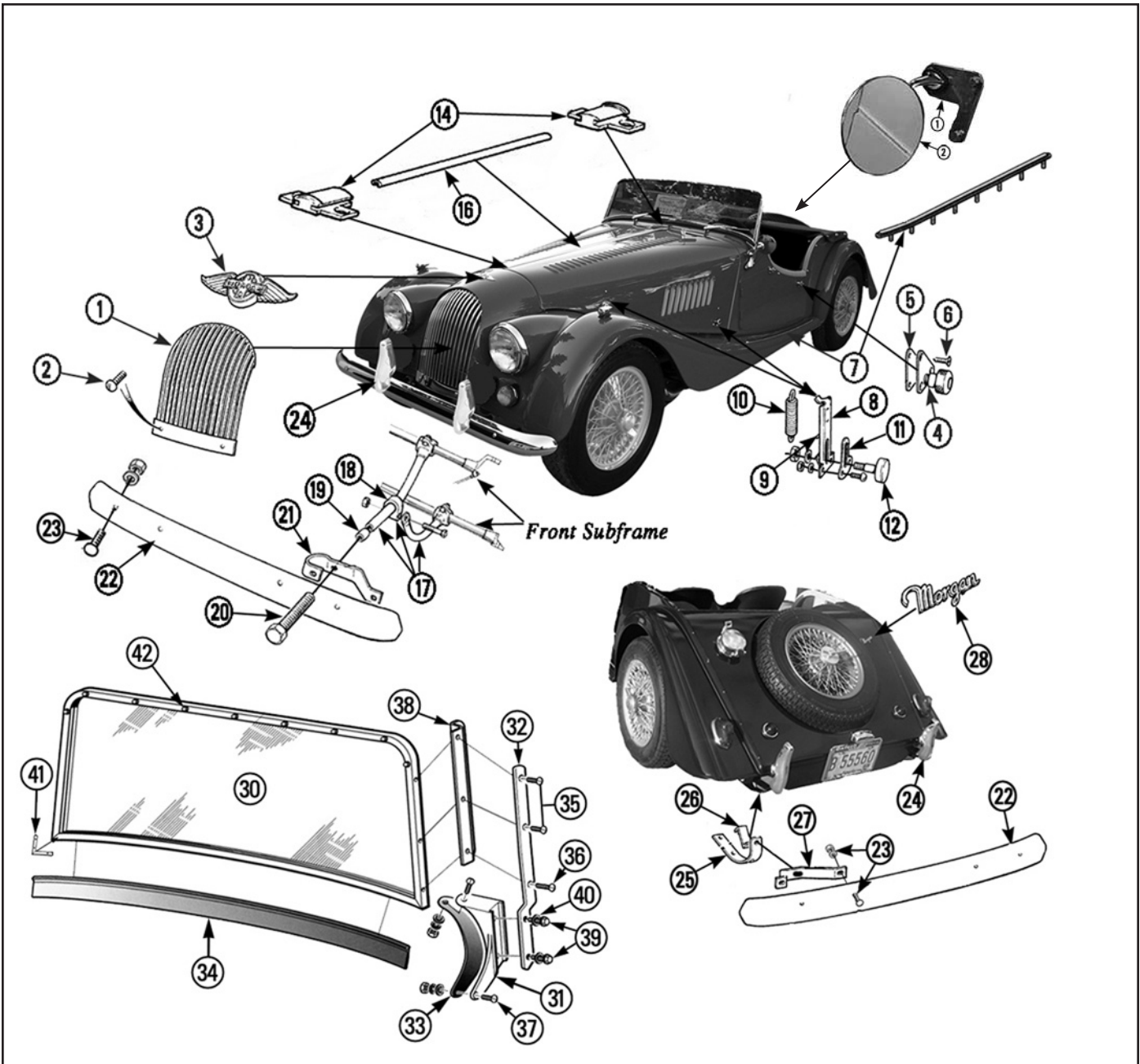


Line	Part#	Description	Qty.	Remarks	Line	Part#	Description	Qty.	Remarks
Body Frame 1967-68 & Super Sport					16	800-294	Back Top Rail	1	
1	500-761	Body Frame Skinned	1	Steel Skin	17	800-298	Luggage Frame	1	
	500-763	Body Frame Skinned	1	SS Alloy Skin	18	800-304	Front Frame Assembly	1	
2	800-143	Wheel Arch and Cheek	1	LH	19	800-319	Front Side Rail	1	LH
	800-144	Wheel Arch and Cheek	1	RH		800-320	Front Side Rail	1	RH
3	800-154	Sill Board	1	LH	20	800-310	Front Top Rail	1	
	800-155	Sill Board	1	RH	21	800-321	Support	1	
4	800-165	Rocker	1	LH	22	800-327	Dash Rail Assembly	1	
	800-166	Rocker	1	RH	23	800-334	End Piece	1	LH
5	800-174	Hinge Post/Knee Rail	1	LH		800-335	End Piece	1	RH
	800-175	Hinge Post/Knee Rail	1	RH	24	800-336	Upholstry Block	2	
6	800-184	Hinge Post	1	LH	25	800-338	Seat Support	4	
	800-185	Hinge Post	1	RH	26	800-249	Support	2	
7	800-194	Knee Rail	1	LH	27	800-357	Door Frame	1	LH
	800-195	Knee Rail	1	RH		800-358	Door Frame	1	RH
8	800-214	Latch and Elbow Rail	1	LH	28	600-112	Latch Post Brace	1	LH
	800-215	Latch and Elbow Rail	1	RH		600-113	Latch Post Brace	1	RH
9	800-226	Latch Post	1	LH	29	600-118	Dovetail Assembly	2	
	800-227	Latch Post	1	RH		600-119	Dovetail Rubber	2	
10	800-244	Elbow Rail	1	LH	30	600-080	Door Hinge	4	
	800-245	Elbow Rail	1	RH	31	600-088	Striker Plate	2	
11	800-250	Joint Block	2						
12	800-340	Curved Filler	2						
13	800-262	Rear Chassis Sweep	1	LH					
	800-263	Rear Chassis Sweep	1	RH					
14	800-269	Rear Distance Piece	1						
15	800-287	Spare Tire Frame	1						

(888) 345-6647

www.morgan-spares.com morganspares@taconic.net

Exterior Chrome



Morgan Spares Ltd. 70 County Route 7A Copake, NY 12516

TECHNICAL NOTES ON EXTERIOR CHROME

BUMPERS: Bumpers fitted to 1950-53 "Flat Rads" are NLA. Bumpers fitted to 1954-57 cars are NLA. The bumpers that are available for 1958-76 are similar to the 1954-57 type though not quite the same. They do fit the 1954-57 cars. Some cars were fitted with bumpers front and rear, some with bumpers front and overriders rear.

BONNET KNOBS: Production +4 Morgans from 1950 used a "Bullseye" knob, the face of it was machined like a bullseye. In appx. 1966 a plain faced knob was used, both types are interchangeable.

WINDSHIELDS: There have been two variations of windshields fitted to the +4 Morgan. From 1950 through to appx. 1955 a "fold down" windshield was fitted. It was an option in 56-57 and if not fitted then a std. non folding windshield was fitted. On the non folding screen, the side braces that hold the screen, bolt to the body mount on narrow bodied cars are straight, while cars with a wide body have braces that have 2 bends in them. The folding screens have a body mount bracket that has 3 holes and the non folding brackets have 2 holes. 4 seater windshield frames are 1" taller than a Roadster frame. In the lower corners where the top and bottom of the frame come together there is an angled brass piece that is screwed and soldered to the lower frame that is prone to break. We have these in stock.

Line	Part#	Description	Qty.	Remarks
External Chrome and Bumpers				
1	600-260	Grill 50-53	1	
	600-260A	Grill Screw	2	
	600-261	Grill 54 Transition	1	
	600-262	Grill 54-57	1	
	600-263	Grill 58-67	1	Chrome
	600-263A	Grill 58-67	1	Stainless
2	600-264	Grill Screw and Nut	2	Stainless
3	600-271	Badge Flat Rad	1	50-53
	600-272	Badge Round Cowl	1	54-67
4	600-090	Side Curtain Bracket	4-8	Stainless
5	600-091	Rubber pad	4-8	
6	SHK28	Bracket Screw Kit	1	Stainless
7	600-121	Running Board Strip	2-4	C/W Nuts
8	600-065	Catch Slider Track	4	
9	600-066	Slider Catch	4	
10	600-067	Spring	4	
11	600-068	Trim	4	Chrome
	600-068A	Trim	4	Stainless

Line	Part#	Description	Qty.	Remarks
12	600-069	Knob Bullseye	4	Stainless
	600-071	Knob Plain	4	Stainless
14	600-072	Bonnet Hinge End	2	
16	600-074	Bonnet Hinge Strip	1	Chrome
17	600-204	Bumper Tube Assy	2	C/W 18
18	600-205	Aluminum Bracket	2	
19	600-210	Spacer 1/8"	A/R	
	600-211	Spacer 1/2"	A/R	
	600-212	Spacer 3/4"	A/R	
	600-213	Spacer 1"	A/R	
20	600-206	Mount Bolt 1 1/2"	A/R	1/2 BSF Thread
	600-207	Mount Bolt 2"	A/R	
	600-208	Mount Bolt 2 1/2"	A/R	
21	600-217	Bracket Tubular	1	LH
	600-217A	Bracket Flat Steel	1	LH
	600-218	Bracket Tubular	1	RH
	600-218A	Bracket Flat Steel	1	RH
22	600-221	Bumper Blade	2	Chrome 58-68
23	600-226	Bumper Bolt & Nut	2-4	Stainless
24	600-224	Bumper Guard	2-4	1954-58
	600-225	Bumper Guard	2-4	1958-68
25	600-232	Bumper Chassis Strap	2	
26	600-233	Strap Z Bracket	2	
27	600-239	Bumper Bracket	2	
28	600-270	Rear Script	1	
30	600-347	Windshield Frame	1	RDS 58-68
	600-348	Windshield Frame	1	4 Seater
31	NLA	Mount Pad LH	1	57-68
	NLA	Mount Pad RH	1	57-68
32	600-341	Upright 57-68	1	Stainless (Pair)
33	600-298	Rubber Pad LH 50-56	1	Folding W/S
	600-299	Rubber Pad RH 50-56	1	Folding W/S
	600-330	Rubber Pad LH 57-	1	
	600-331	Rubber Pad RH 57-	1	
34	600-310	Lower W/S Strip	1	
35	600-307	Top and Middle Screws	4	Short
36	600-308	Bottom Screw	2	Long
37	600-309	Chrome screw and nut	6	Folding W/S
	600-339	Chrome screw and nut	4	
38	600-350	Draught Extruder	2	Stainless Steel
39	600-340	Polished Stainless Bolt	4	C/W Washer
40	600-340A	Stainless Thick Washer	4	
41	600-306	Inside Corner Bracket	2	
	600-304	Brkt Retaining Screw	4	
42	600-312	Lift-A-Dot	9	

Mirrors

Also see pages 62/63

1	600-945	Stainless Bracket	1	Polished
2	600-937	Lucas Type Mirror	1	Flat
	600-939	Lucas Type Mirror	1	Convex

Stainless Luggage Racks

2 Seater

1	600-196	T Handle	1	Roadster
2	600-195	Aluminum Washer	1	Brushed
	600-195A	Stainless	1	Polished
3	600-959	Luggage Rack	1	C/W Brackets

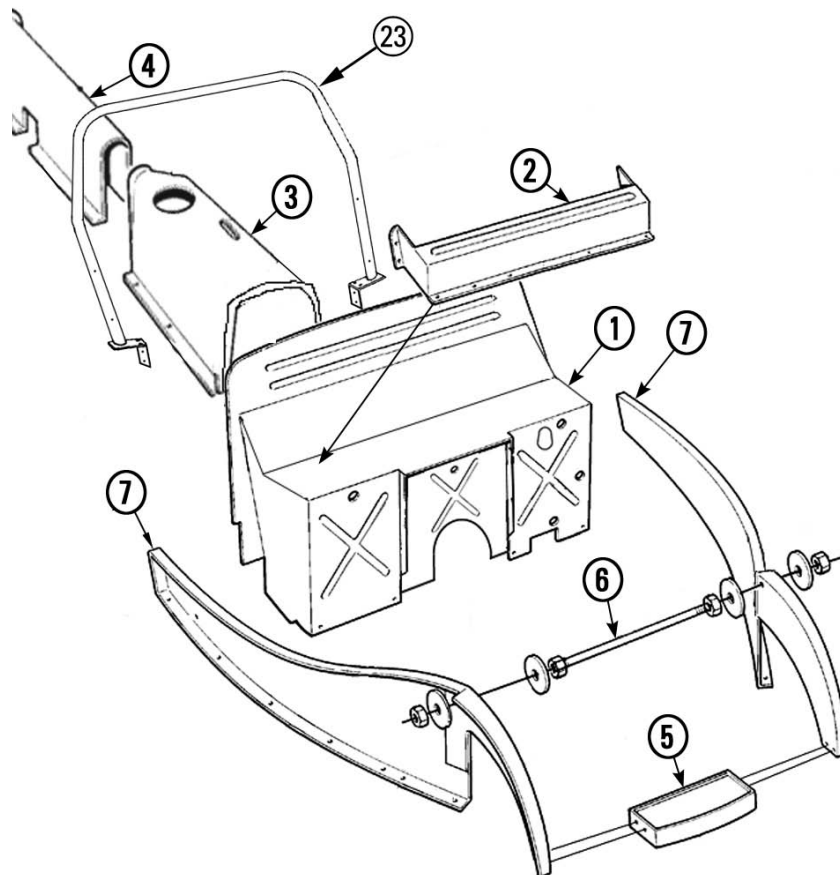
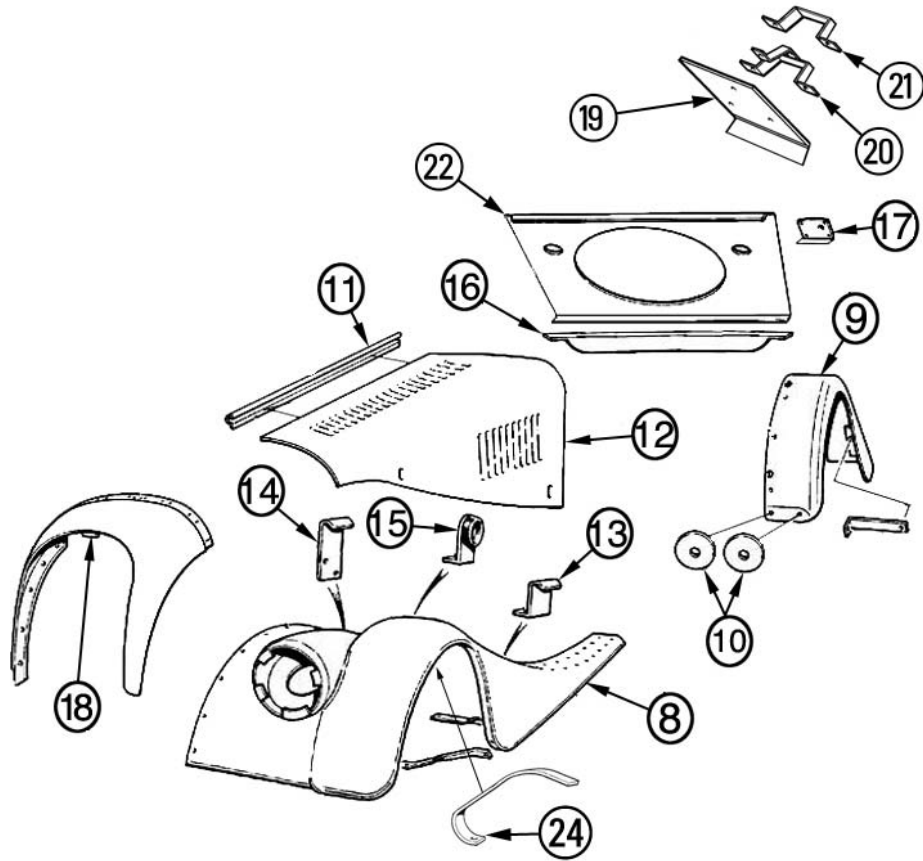
4 Seater

5	600-961	Luggage Rack	1	C/W Brackets
6	600-960	Roadster Style Rack	1	on 4 Seater

(888) 345-6647

www.morgan-spares.com morganspares@taconic.net

Sheet Metal



Morgan Spares Ltd. 70 County Route 7A Copake, NY 12516

An important note on Morgan body styles

Narrow body means that cars have a provision for 2 running board strips on each fender, wide bodied cars (2" wider) have provision for 1 running board strip on each fender.

2 Seater production: narrow 1950-57 wide 58-67

4 Seater production: narrow 1950-58 wide 59-67

Low profile cars were built with a 4/4 body. All but the first few Super Sports were built this way as was all of the last year of production +4's

Line	Part#	Description	Qty.	Remarks	Line	Part#	Description	Qty.	Remarks
1	500-769	Firewall LHD	1	1950-54	9	500-866	Fender Rear RH	1	Steel 1959-68
	500-770	Firewall RHD	1	1950-54		500-867	Fender Rear RH	1	Aluminum 5968
	500-773	Firewall LHD	1	55-58	10	600-158	Fender/Fender Rubber	A/R	
	500-774	Firewall RHD	1	55-58	11	600-074A	Bonnet Hinge Strip		
	500-777	Firewall LHD 4 Pass	1	50-58 Flat Top	12	500-830	Bonnet LH	1	1950-53 Steel
	500-778	Firewall RHD 4 Pass	1	50-58		500-830A	Bonnet RH	1	1950-53 Steel
	500-781	Firewall LHD 4 Pass	1	58-66 Angle Top		500-832	Bonnet LH	1	1954-66 Steel
	500-782	Firewall RHD 4 Pass	1	58-66		500-832A	Bonnet RH	1	1954-66 Steel
	500-789	Firewall LHD	1	67-68 and SS		500-831	Bonnet LH	1	1967 Alloy
	500-790	Firewall RHD	1	67-68 and SS		500-831B	Bonnet RH	1	1967 Alloy
	500-793	Firewall LHD	1	DHC		500-831A	Bonnet RH	1	Alloy Super Sport C/W Scoop
	500-794	Firewall RHD	1	DHC					
State year and model when ordering tool trays.					13	600-062	Rear Catch	2	1950-58
2	500-797	Tool Tray	1	Long		600-063	Rear Catch	2	1959-68
	500-797	Tool Tray	1		14	600-060	Front Catch		
3	500-892	Transmission Cover	1	All		600-064	Front/Rear Catch Set	1	Stainless Steel
4	500-893	Propshaft Cover	1	4 Seater	15	600-055	Bonnet Stop Brkt.	2	1950-58
	500-894	Propshaft Cover	1	RDS 50-57		600-056	Bonnet Stop Brkt.	2	1959-
	500-895	Propshaft Cover	1	RDS 58-68		600-056A	Bonnet Stop Brkt. Set	1	Stainless Steel
	500-896	Propshaft Cover	1	DHC		600-057	Bonnet Stop Rubber	2	
5	500-837	Cowl Box	1	All	16	500-870	Rear Valance Panel	1	Wide Steel
	500-838	Cowl Box With Scoop	1	All		500-871	Rear Valance Panel	1	Wide Aluminum
6	500-829	Valance Tie Bar	1	c/w nuts/washers		500-872	Rear Valance Panel	1	Narrow Steel
7	500-810	Valance Panel LH	1	50-53 LHD		500-873	Rear Valance Panel	1	Narrow Aluminum
	500-812	Valance Panel RH	1	50-53 LHD	17	500-880	Plate Light Bracket	1	50-66 High Body
	500-811	Valance Panel LH	1	50-53 RHD		500-882	Plate Light Bracket	1	67-68 Low Body
	500-813	Valance Panel RH	1	50-53 RHD		500-881	Plate Light Bracket	1	4 Seater
	500-816	Valance Panel LH	1	54-68 LHD		500-887	Rear Inside Panel	1	1958-66
	500-818	Valance Panel RH	1	54-68 LHD		500-887A	Rear Inside Panel	1	1967-68 and SS
	500-817	Valance Panel LH	1	54-68 RHD	18	500-835	Nose Cowl	1	1954-57
	500-819	Valance Panel RH	1	54-68 RHD		500-836	Nose Cowl	1	1958-66
	500-824	DHC Valance LH	1	LHD		500-836A	Nose Cowl Low Profile	1	1967-68 & SS
	500-826	DHC Valance RH	1	LHD	19	500-890	Spare Tire Panel	1	W/W Cars
	500-825	DHC Valance LH	1	RHD	20	600-192	Spare Tire Bracket	1	4 Pass Disc Wheel
	500-827	DHC Valance RH	1	RHD		600-193	Spare Tire Bracket	1	4 Pass Wire Wheel
8	500-845	Fender Front LH	1	Steel 1950-53	21	600-188	Spare Tire Bracket	1	2 Pass 1956&DHC
	500-846	Fender Front LH	1	Aluminum 1950-53		600-189	Spare Tire Bracket	1	2 Pass Disc Wheel
	500-847	Fender Front RH	1	Steel 1950-53		600-190	Spare tire Bracket	1	2 Pass Wire Wheel
	500-848	Fender Front RH	1	Aluminum 1950-53	22	500-940	Rear Deck Panel Steel	1	1950-53
	500-849	Fender Front LH	1	Steel 1954		500-941	Rear Deck Panel Alloy	1	1950-53
	500-850	Fender Front RH	1	Steel 1954		500-942	Rear Deck Panel Steel	1	1954-55
	500-853	Fender Front LH	1	Steel 1954-68		500-943	Rear Deck Panel Alloy	1	1954-55
	500-854	Fender Front LH	1	Aluminum 1954-68		500-944	Rear Deck Panel Steel	1	1956-57
	500-855	Fender Front RH	1	Steel 1954-68		500-945	Rear Deck Panel Alloy	1	1956-57
	500-856	Fender Front RH	1	Aluminum 1954-68		500-946	Rear Deck Panel Steel	1	1958-66
9	500-860	Fender Rear LH	1	Steel 1950-58		500-947	Rear Deck Panel Alloy	1	1958-66
	500-861	Fender Rear LH	1	Aluminum 50-58		500-950	Rear Deck Panel Steel	1	1967-68 & SS
	500-862	Fender Rear RH	1	Steel 1950-58		500-951	Rear Deck Panel Alloy	1	1967-68 & SS
	500-863	Fender Rear RH	1	Aluminum 50-58	23	600-155	Scuttle Rollbar	1	
	500-864	Fender Rear LH	1	Steel 1959-68	24	600-163	Fender Brace LH	1	1954-67
	500-865	Fender Rear LH	1	Aluminum 59-68		600-164	Fender Brace RH	1	1954-67


(888) 345-6647

www.morgan-spares.com morganspares@taconic.net





Accessories/Performance Items

Visit our web site at www.morgan-spares.com for a comprehensive listing of Morgan clothing and other goodies.

Line	Part#	Description	Qty.	Remarks	Line	Part#	Description	Qty.	Remarks
1	600-900	Ribbed Valve Cover	1	C/W Cap	15	600-955	Folding W/S Kit	1	
2	600-900B	Ribbed Cover O-Ring Seal	1	C/W Cap	16	600-971	Key Fob	1	A/R State Model
3	600-947	Bonnet Belt Black	1	Felt backing	17	100-535	Rear Shock Kit	1	Less Shocks
	600-947A	Bonnet Belt Black	1	Sheepskin Back	18	100-536A	Spax Shock	2	Adjustable
	600-948	Bonnet Belt Brown	1	Felt Backing	19	100-536	Koni Shock	2	Adjustable
	600-948A	Bonnet Belt Brown	1	Sheepskin Back	20	600-945	W/S Mount Bracket	1/2	Stainless Steel
4	600-922	Square Badge Bar	1	Stainless Steel	21	600-936	Mirror Flat Glass	1	LH
5	600-925	Spot lamp Plinth	1/2	Stainless Steel		600-938	Mirror Convex Glass	1	LH
6	600-923	Badge Plinth	A/R	Stainless Steel		600-937	Mirror Flat Glass	1	RH
7	600-926	Round Badge bar	1	Stainless Steel		600-939	Mirror Convex Glass	1	RH
8	600-927	Badge Plinth	A/R	Stainless Steel	22	600-940	Mount Pad	2	C/W New Mirror
8A	600-927A	Spot Plinth	A/R	Chromed	23	600-930	H/L Stone Guard	2	Chrome Clip On
9	600-982	Rubber Bonnet Corner	2	Sold in pairs		600-931	H/L Stone Guard	2	Stainless Steel
10	600-950	Wind Deflector Set	1	Bolt on or Clip on	24	600-981A	Tool Tray Plaque	1	
12	600-944	Adjustable Rod Mirror	1		25	600-973	Enameled Flag	A/R	
13	600-943	Scuttle Mount Mirror	1	Blk. Wrinkle Back	26	600-957	Brooklands W/S Kit	1/2	
	600-943A	Scuttle Mount Mirror	1	Stainless Back	27	600-350	W/S Side Draught Excluders in Stainless		
14	600-942	Suction Mirror	1		28	600-965A	Tan Technalon Car Cover		




Morgan Spares Ltd. 70 County Route 7A Copake, NY 12516





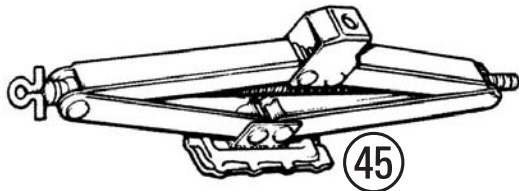
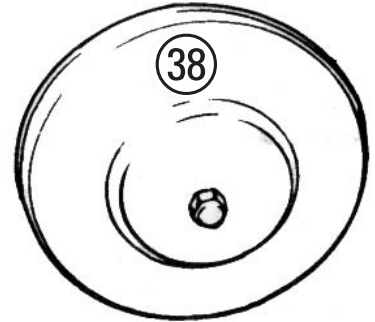
(888) 345-6647 www.morgan-spares.com morganspares@taconic.net

Line	Part#	Description	Qty.	Remarks
28	200-283	Alternator Kit	1	- ground system
See our web site at www.morgan-spares.com for simple directions to convert from positive to negative ground.				
29	200-283C	Fan Belt Wide Pulley	1	
	200-283D	Fan Belt Narrow Pulley	1	
32	305-100	5 Speed Conversion Kit		
Visit our web site for detailed information on this incredible conversion.				
33	600-964	Bonnet Prop Rod Kit	1	Stainless Steel
34	200-152	Gear Reduction Starter	1	TR2-3
	200-153	Gear Reduction Starter	1	Late TR3-4A
35		Instrument Restoration		Inquire
36	600-910	Super Sport Type Bonnet Scoop		in Steel
	600-911	Scoop in Aluminum		
Allows the fitting of K/N filters on SU carbs or the fitting of twin 45 DCOE Webers				
37	400-485	K&N Filter	2	SU Carbs
	400-487	Replacement Element	1-2	1 3/4 High
	400-486	Cleaning & Recharge Kit		
38	400-490	Stellings Chrome Filter	2	
40	600-978	Uni-Syn Balance Tool		

Line	Part#	Description	Qty.	Remarks
41		Stainless hardware Kits		
See www.morgan-spares.com for complete listing of kits.				
42	300-385A	Original Hose Clamps	A/R	Upper/Lower
	300-3856A	Original Hose Clamps	A/R	Bypass
43	100-015	Engine Rear Lip Seal Kit		
44	600-990	Seat Belt 2 Point		Clip In
	600-990A	Seat Belt 3 Point		Clip In
	600-990B	Seat Belt 2 Point		Bolt In
	600-990C	Seat Belt 3 Point		Bolt in
45	600-968	Scissor Jack		C/W Handle
46	600-997	Workshop Manual		
47	500-017A	ARP Head Stud Kit		
ARP premium Head Studs Made from highest quality heat treated 8740 alloy.				
48	400-505	Organ Type Alloy Gas Pedal		
51	600-970	Tool Roll		
53	600-972	Jack Bag		



Morgan Spares Ltd. 70 County Route 7A Copake, NY 12516







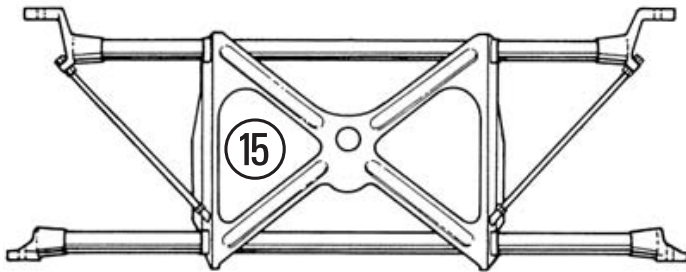
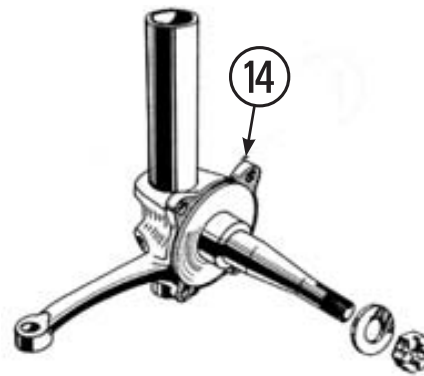

(888) 345-6647

www.morgan-spares.com morgansparses@taconic.net

Line	Part#	Description	Qty.	Remarks
1	700-190	45DCOE Weber Kit	1	
1A	400-519	Weber Throttle Cable	1	LHD
	400-519A	Weber Throttle Cable	1	RHD
2	600-900	Alloy Valve Cover	1	C/W Cap
2	600-900B	Cover with O-Ring Seal	1	C/W Cap
3	700-110A	Finned Alloy Oil Pan	1	C/W Baffle & Plugs
4	700-187	Jet Coated Header	1	Darrington
5	700-216	Thin Pulley Conversion	1	C/W belt
	700-217	Thin belt		
6	500-502A	Adjustable Cam Gear	1	
7	100-985A	Dual M/Cylinder Kit	1	
8	700-103	Brake Reaction Bar	2	
9	700-208	Hella Battery Switch	1	C/W Handle
10	100-825	Aeroquip Line Set	1	
11	700-210	Oil Cooler kit	1	
	700-211	13 Row Oil Cooler		
12	700-105	Panhard Rod Kit	1	
13	700-106	Neg Camber Plates	1	Pair
14	100-673	HD Stub Axle LH	1	
	100-674	HD Stub Axle RH	1	
15	100-781	Negative Camber Subframe		
16	700-	Finned Alloy Axle Cover	3HA Only	


*****Note*****

Page 67 shows the thin pulley conversion with an Alternator kit. If you have a generator the kit is supplied with an aluminum generator pulley. If you have an alternator we can supply a thin pulley for the alternator and a proper fan belt for the alternator setup. Kit is complete with T/C seal to fit new crank pulley and crank pulley retaining bolt and washer.



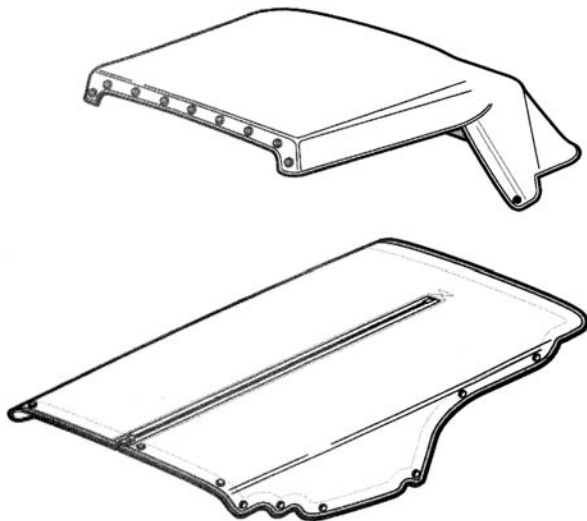


Morgan Spares Ltd. 70 County Route 7A Copake, NY 12516

+4 Engine with 45 DCOE Webers, thin pulley conversion kit, finned aluminum oil pan, polished finned aluminum valve cover, jet coated headers.



(888) 345-6647

www.morgan-spares.com morganspares@taconic.net

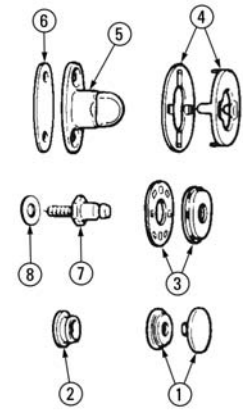


Morgan Spares Ltd. 70 County Route 7A Copake, NY 12516

Weather equipment and Fittings

Line	Part#	Description	Qty.	Remarks
1	600-427	Button Snap	A/R	
2	600-426	Button Snap Base	A/R	
3	600-423	Lift-A-Dot Socket	A/R	
4	600-425	Common Sense Fastener Eyelet	A/R	
5	600-424	Common Sense Fastener	A/R	
6	600-424A	Base Gasket	A/R	
7	600-421	Lift-A-Dot Stud	A/R	For Wood 3/8
	600-422	Lift-A-Dot Stud	A/R	For Wood 5/8
	600-420	Male Lift-A-Dot	A/R	Scuttle
8	600-419	Small Fibre Washer	A/R	

Use under the base of #6 & #7 Lift-A-Dots



2 Seater Weather Equipment

600-390	Hood Black Everflex	1959-66
600-390A	Hood Colored Everflex	1959-66
600-390B	Hood Mohair Canvas	1959-66
600-391A	Hood Black Everflex	1967-68
600-391B	Hood Mohair Canvas	1967-68
600-400	Tonneau Black Everflex	1959-66
600-400A	Tonneau Colored Everflex	1959-66
600-400B	Tonneau Mohair Canvas	1959-66
600-402A	Tonneau Black Everflex	1967-68
600-402B	Tonneau Mohair Canvas	1967-68
600-408A	1/2 Tonneau Everflex	1967-68
600-408B	1/2 Tonneau Stayfast	1967-68
600-448	Sliding Side Curtain LH	1959-68
600-449	Sliding Side Curtain RH	1959-68
600-450	Sliding Side Curtain Rubber Set	
600-451	Sliding Side Curtain Perspex Set	
600-453	Lower Panel Black Everflex	
600-447	Black Everflex Side Curtain Bag	
600-447A	Colored Everflex Side Curtain Bag	
600-447B	Canvas Side Curtain Bag	
600-399	Hood Bag Black Everflex	
600-399A	Hood Bag Colored Everflex	

Weather equipment fastner information on the body

2 Seater:

- Rear deck 1950-66:
4 common sense fasteners.
- Rear deck low profile cars:
5 lift-a-dot inside the car, 2 button base on upper corners.
- Each quarter panel on cars with floppy side screens:
3 common sense fasteners, 2 lift-a-dot.
- Each quarter panel with sliding sidescreens;
3 common sense fasteners, 2 button snap bases
- Door fittings on cars with floppy sidescreens:
1 lift-a-dot outside, 1 inside.
- Door fittings on cars with sliding sidescreens:
1 button snap base outside.
- Scuttle: 6 threaded lift-a-dot.

4 Seater:

- Rear Panels 1950-68:
6 common sense fasteners.
- Each quarter panel with floppy sidescreens:
3 common sense fasteners 2 lift-a-dot.
- Each quarter panel with sliding sidescreens:
3 common sense fasteners, 2 button snap bases.
- Door fittings on cars with floppy sidescreens:
1 lift-a-dot outside, 1 inside.
- Door fittings on cars with sliding sidescreens:
1 button snap base outside.
- Scuttle: 6 threaded lift-a-dot.

4 Seater Weather Equipment

600-393A	Hood Black Everflex	1959-68
600-393B	Hood Mohair Canvas	1959-68
600-395	Hood Stick Cover Everflex	1959-68
600-404	Tonneau Black Everflex	1959-68
600-404A	Tonneau Colored Everflex	1959-68
600-404B	Tonneau Mohair Canvas	1959-68
600-470	Sliding Side Curtain Set	1959-68
600-475	Rubber Set Front Curtain	
600-476	Rubber Set Rear Curtain	
600-477	Side Curtain Perspex Set	

Weather Equipment Accessories

12	600-447	Side Curtain Bag Black Everflex
	600-447A	Side Curtain Bag Colored Everflex
	600-447B	Side Curtain Bag Mohair



+4 1950-68 Parts Manual

Morgan Motors of New England

USA Factory Authorized New Car Dealer and Parts Distributor

70 County Route 7A, Copake New York 12516

www.morgans-spares.com morganspares@taconic.net

Sales (888 345-6647) Tech (518 329-3877)