

We have pleasure in presenting the Spare Parts Catalogue for 'RE 205 PETROL / CNG / LPG' Vehicles. This catalogue has been specially designed to assist you in selecting the correct parts to maintain your vehicle in best running condition..

The Bajaj spares are subjected to the stringent quality control standards to ensure longer life of the vehicle. It is therefore necessary that only the Genuine Bajaj Spares are used.

In a continual effort to improve performance and efficiency of the vehicle, Specifications, Diagrams, Illustrations and Part Numbers can change without notice. Consequently, the description in this Spare Parts Catalogue cannot therefore be final and binding on us.

The modifications/ alterations which are carried out after the issue of this catalogue, will be conveyed to you through our service circulars. You are requested to make necessary corrections in the parts catalogues as per the circulars so as to keep your catalogues up to date. This will ensure the appropriate and speedy delivery of the spare parts as the order placed will bear the latest part numbers.

In case, if you need any technical assistance contact the concerned Regional Office or write to us on the following address :

Export Service Department
Akurdi, Pune 411 035 India
Phone : 020-27406278
Fax : 020-27407385
E-mail : service@bajajauto.co.in

All information contained in this manual is based on the latest product information at the time of publication. Bajaj Auto Limited accepts no liability for any inaccuracies or omissions in this publication, although every possible care has been taken to make it as complete and accurate as possible. All procedures and specifications subject to change without prior notice. The right is reserved to make such changes at any time without prior notice and without incurring an obligation to make such changes to product manufactured previously. Contact your authorized Bajaj Dealer for the latest information on product improvements incorporated after this manual was issued.

DOC. NO.: XXXXXXXX

REV. 00. NOV.10

1. How to Read the Catalogue : Open the catalogue and from the pictorial index locate the group in which the part you want to find is present. Turn over to the concerned page number (as given by pictorial index). Now find out the figure of the part you wish to order. Write down the part number against that particular figure number from the text.

In case, if you have the part number and you need the other details, the part index can be used. The part index (at the end of the catalogue) will give you the figure and page number of the part you wish to order.

2. How to Order Spare Parts : The part number and the description of the part required should be invariably mentioned in the order as per the catalogue text.

The latest part number as conveyed through our service circulars should only appear on the order. In case of ordering painted components, colour shade of the components should be mentioned.

The quantity shown against the part number is the quantity per vehicle for that group so that particular quantity should be multiplied by the number of sets required.

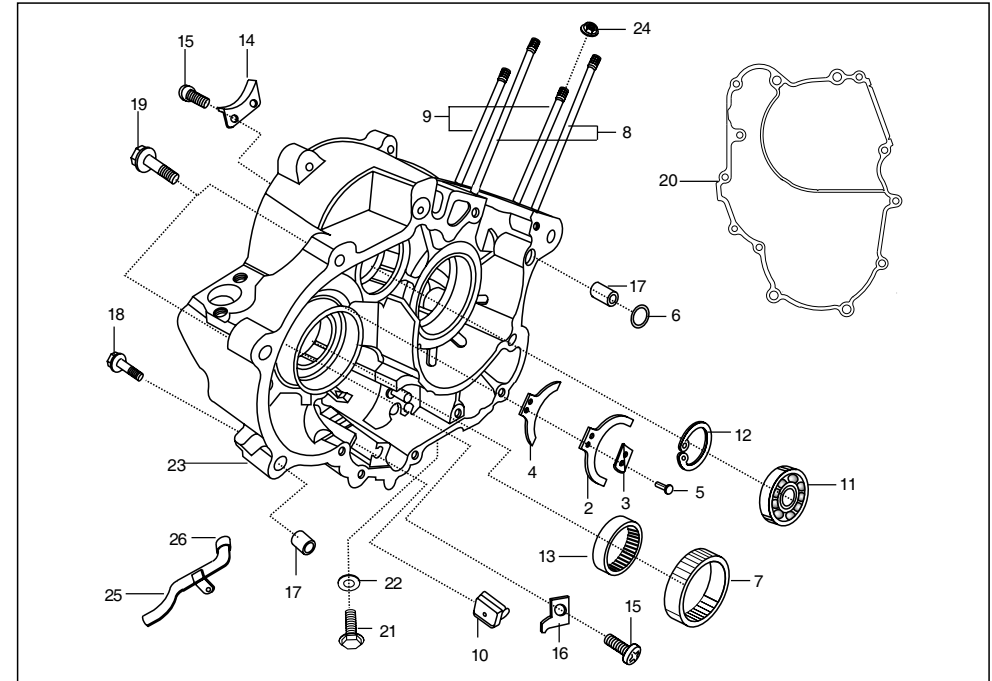
3. Part Number System: We have used 8 digit system for part numbers. The model or hardware item is indicated by first two digits or alphanumeric, the next two or four digits indicate main group and the last four or two digits indicate serial number in main group or serial number or subgroup of fastener respectively. Thus the part numbers will be indicated by 2-2-4 or 2-4-2 digit system. Understanding this system will enable you to identify the spare parts easily.

4. Abbreviations : The following abbreviations are used in this catalogue.

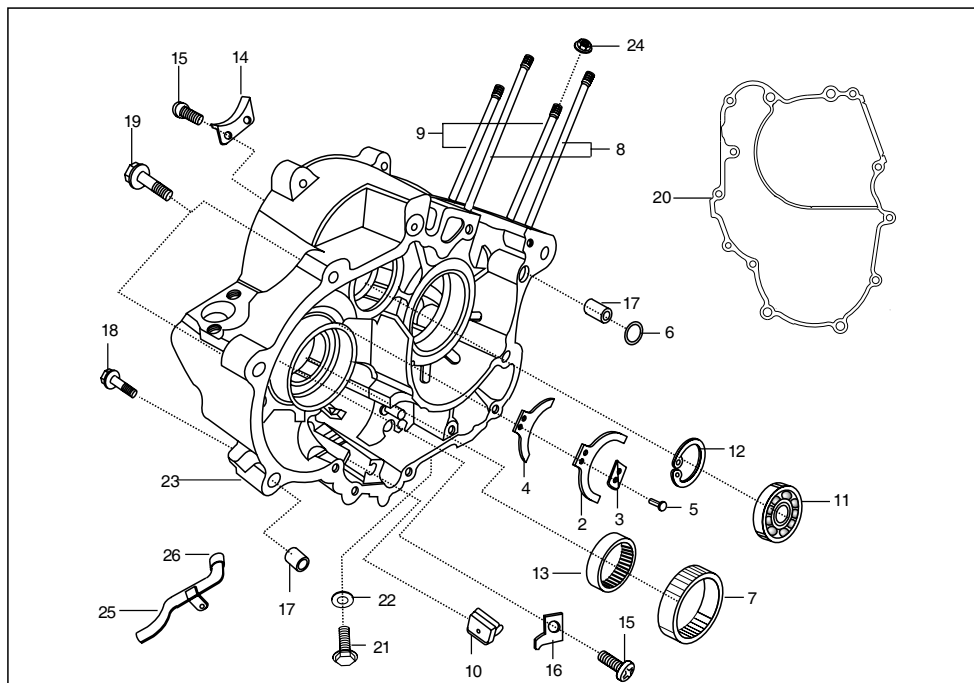
assly.	Assembly	V	Volts
N.I.	Not illustrated	W	Watts
C'case	Crankcase	accl.	Accelerator
Cyl	Cylinder	Comp.	Complete
o/s.	Over size	Fr	Front
Std.	Standard	L	Length
A/t.	Alternate	Rr	Rear
R.H.	Right hand	Hex.	Hexagonal
L.H.	Left hand	AR	As required

No.	Description	Page No.	No.	Description	Page No.
1	Engine & Crankcase Clutch Side	1, 2	34	Trailing Arm Assly	46
2	Crankcase Magneto Side	3	35	Propeller Shaft / Flanges	47
3	Clutch Cover	4,5	36	Wheel Assly	48
4	Cylinder / Piston Assly	6	37	Tandem Master Cylinder	49,50,51
5	Crankshaft Assly	7	38	Brake Pedal	52
6	Cylinder Head	8	39	Brake Pipe	53
7	Valve	9	40	Wheel Cylinder (Rear)	54
8	Cam Shaft & Chain Tensioner	10	41	Hand Brake Complete	55,56
9	Clutch Plate Assly	11	42	Chassis / Steering Cover / Grommet	57,58
10	Clutch Housing Complete	12	43	Tool Box	59,60
11	Clutch Lever Assly	13	44	Front Mudguard & H/L Hsg	61
12	Main Shaft	14	45	Front Wheel Hub / Axle Assly	62,63
13	Gear Transmission	15	46	Front Suspension	64
14	Gear Shifter Assly	16	47	Front Shock Absorber	65,66
15	Selector Gear Assly / Starting Mech. (Decomp)	17,18,19	48	Rear Shock Absorber	67
16	Deferential Assly	20	49	Steering Column	68
17	Deferential Cover	21	50	Handle Bar	69,70
18	Selector Comp. - Reverse Gear	22	51	Handle Bar Sleeves	71
19	Cowling	23	52	Control Cables	72
20	Silencer Assly	24,25	53	Speedometer	73
21	Engine Mounting	26,27	54	Wiring Harness & H/L Assly	74
22	Magneto Assly	28	55	Front Light Assly	75
23	Spark Plug & H.T. Coil	29	56	Tail Lamp Assly	76
24	Carburetor	30,31	57	Switches / Horns Cabin Light	77,78
25	Air Filter Complete	32,33	58	Electrical Equipment	79,80
26	Pump Assly Oil & Oil Strainer	34,35	59	Battery & Fuse Box Assly	81,82
27	Oil Cooler	36,37	60	Starter Motor	83
28	Fare Meter Drive Unit	38	61	Passenger Body	84,85
29	Petrol Tank & Petrol Cock Assly	39,40	62	Rear Mudguard / Bumper & Mud Flap	86
30	Petrol Tank (CNG / LPG)	41	63	Hood & Frame Assly / Packing	87,88
31	Front Brake Linkage	42	64	Wind Shield & Wiper Motor	89,90
32	Wheel Cylinder Front	43	65	Seat Assly.	91,92
33	Rear Brake Assly- Auto Adjuster	44,45			

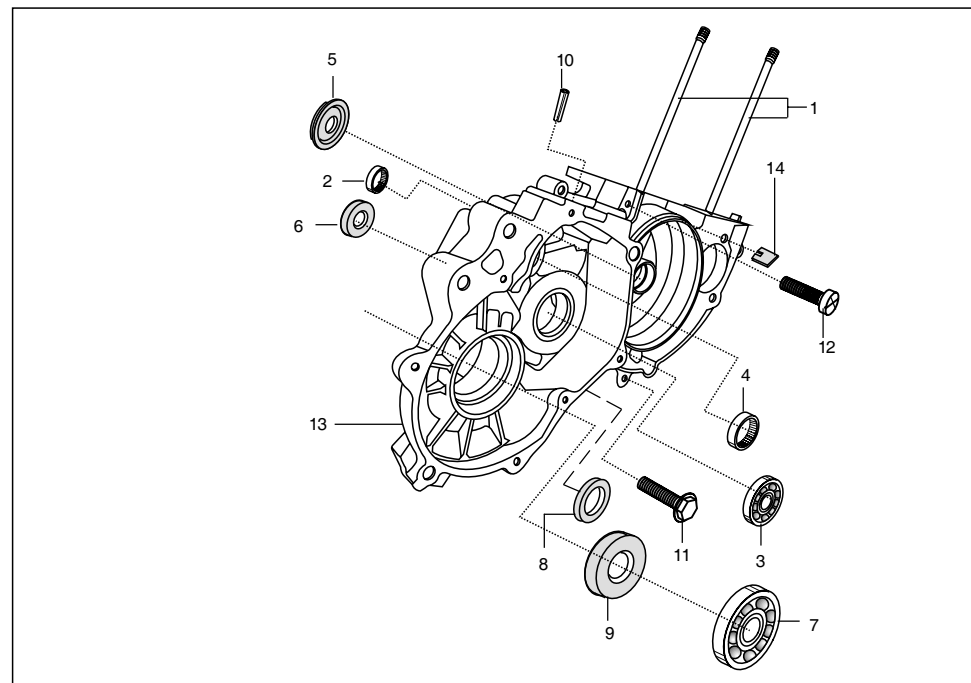
No.	Description	Page No.	No.	Description	Page No.
66	Tool Kit & Mirror	93			
67	CNG Cylinder	94,95			
68	Valve of CNG Cylinder(for CNG)	96			
69	Mixer Unit & Hose (Vanaz Kit)	97			
70	Relay / Solenoid Petrol & Gas (Vanaz Kit)	98			
71	2nd Stage CNG Regulator (Vanaz Kit)	99,100			
72	2nd Stage CNG Regulator II (Vanaz Kit)	101,102			
73	1st Stage Reduction Unit (Vanaz Kit)	103,104			
74	LPG Cylinder	105			
75	Refilling Unit (Lovato Kit)	106			
76	Mixer Assly & Manifold Assly (Lovato Kit)	107			
77	Vapour Box (Lovato Kit)	108			
78	Multi Functional Valve (Lovato Kit)	109,110			
79	Regulator (Lovato Kit)	111,112			
80	Regulator T 60 Assly (Minda Kit)	113,114			
81	Regulator T 60 Assly (Minda Kit)	115			
82	Power Valve Assly (Minda Kit)	116			
83	HPR Assly (Minda Kit)	117,118			
84	Regulator T 60 Assly (Minda Kit)	119			
85	Power Valve (Minda Kit)	120			
86	Multi Valve Assly (Minda Kit)	121,122			
87	Regulator (Vanaz Kit)	123,124			
		125			
88	Multi Valve-30 Deg - (Vanaz Kit)	126,127			
89	Multi Valve-0 Deg - (Vanaz Kit)	128,129			
90	Filter (Vanaz Kit)	130			
91	Hose Assly (Vanaz Kit)	131			
92	Filler Valve (Vanaz Kit)	132			



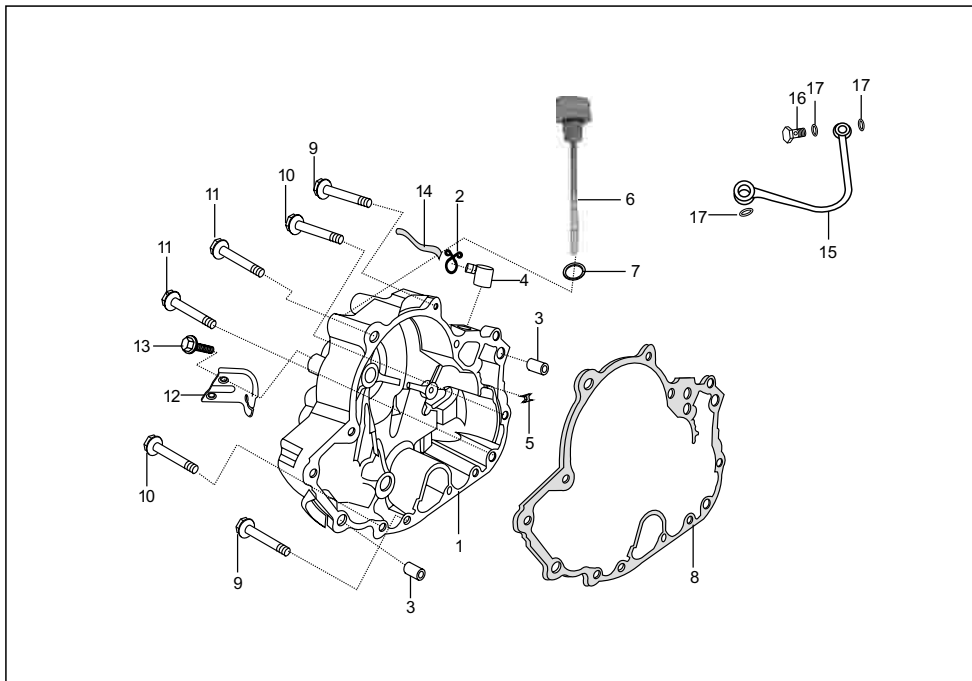
No.	Part No.	Description	Qty/Veh.			Remarks
			PET	CNG	LPG	
1	AM 1010 09	Engine Assly. comp.	1	--	1	
	AF 1010 16	Engine Assly. comp.	--	1	--	
2	AA 1011 23	Spring plate upper	1	1	1	
3	AA 1012 49	Spacer pad - hand start	1	1	1	
4	AA 1011 24	Spring plate lower	1	1	1	
5	39 0508 09	Rivet	2	2	2	
6	39 1013 21	'O' ring	1	1	1	
7	AA 1011 45	Bush starter gear	1	1	1	
8	39 1719 05	Stud (Long)	2	2	2	
9	39 0682 05	Stud (Short)	2	2	2	
10	AA 1011 43	Rubber pad	1	1	1	
11	39 1214 20	Ball bearing	1	1	1	
12	21 1704 19	Circlip	1	1	1	
13	03 1003 35	Needle roller bearing	1	1	1	
14	AA 1010 04	Guide chain metallic	1	1	1	
15	39 0745 01	Scrow pan cross - M6	1	1	1	



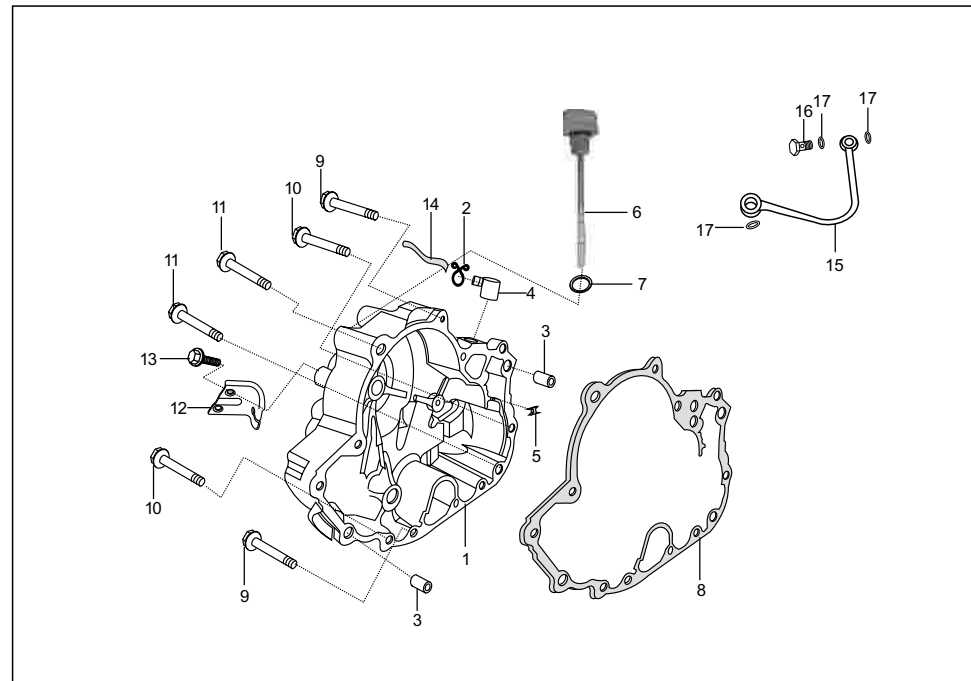
No.	Part No.	Description	Qty/Veh.			Remarks
			PET	CNG	LPG	
16	AB 1010 14	Guide starter gear	1	1	1	
17	39 1000 06	Hollow dowel pin	2	2	2	
18	39 1075 04	Bolt flanged small	6	6	6	
19	39 1676 04	Bolt flanged small	6	6	6	
20	AA 1013 28	Gasket (Crankcase)	1	1	1	
21	28 1011 41	Oil plug	1	1	1	
22	39 1796 11	Plain washer	1	1	1	
23	AN 1010 70	Crank case clutch side	1	1	1	
24	39 1630 15	Nut flange	2	2	2	
25	AA 1012 21	Tube assly.	1	1	1	
26	28 1010 80	Rubber bush	1	1	1	



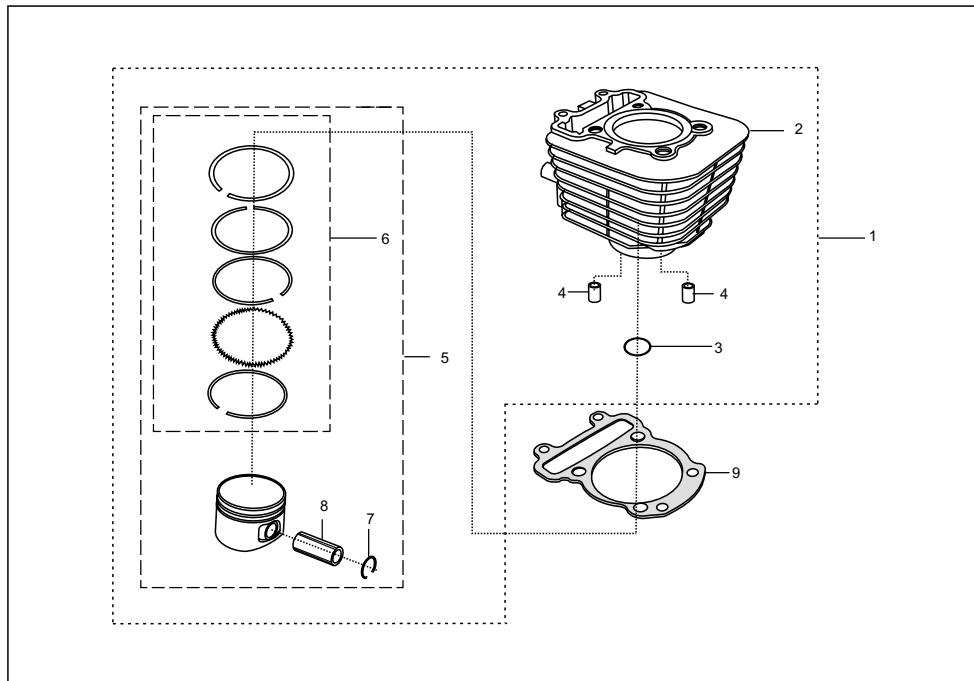
No.	Part No.	Description	Qty/Veh.			Remarks
			PET	CNG	LPG	
1	39 1719 05	Stud	2	2	2	
2	39 2528 20	Needle roller bearing	1	1	1	
3	39 1324 20	Ball bearing	1	1	1	
4	39 1435 20	Needle roller bearing	1	1	1	
5	39 1715 19	Oil seal	1	1	1	
6	39 1716 19	Oil seal (Main Shaft)	1	1	1	
7	24 1301 05	Ball bearing (Differential)	1	1	1	
8	39 1917 19	Oil seal	1	1	1	For starting handle sector gear
9	39 1870 19	Oil seal(Differential)	1	1	1	
10	39 0427 06	Spring type straight pin	1	1	1	
11	39 1075 04	Flanged bolt	1	1	1	
12	39 0747 01	Screw	1	1	1	
13	AN 1010 33	Crankcase magneto side	1	1	1	
14	AB 1010 85	Rubber grommet	1	1	1	



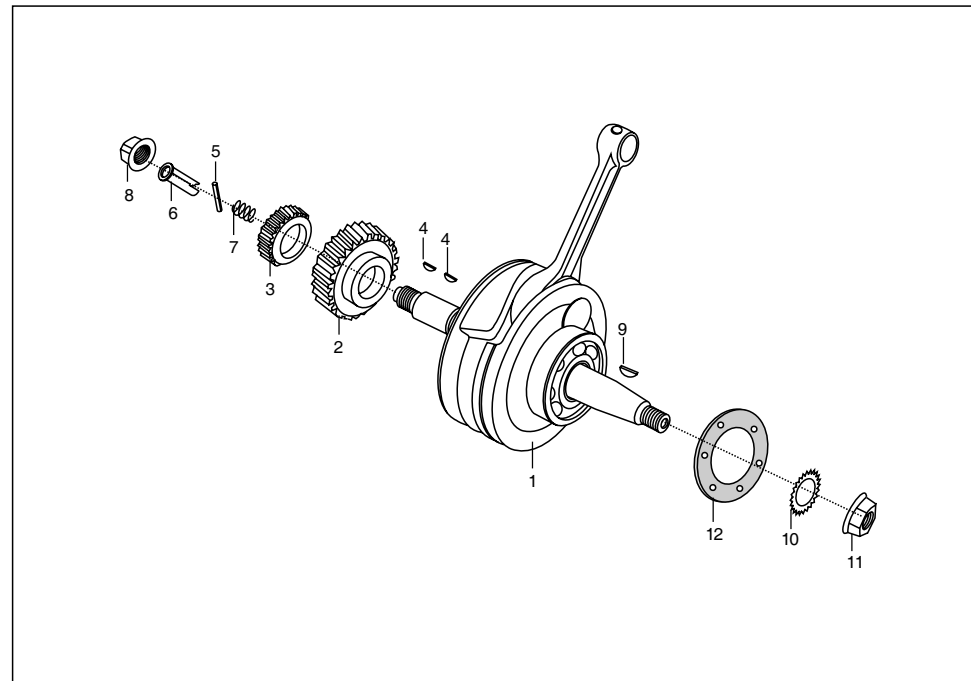
No.	Part No.	Description	Qty/Veh.			Remarks
			PET	CNG	LPG	
1	AN 1011 09	Clutch cover	1	1	1	
2	AA 1013 96	Spring clip	1	1	1	
3	39 1000 06	Hollow dowel pin	2	2	2	
4	AB 1010 84	Breather w/ o pipe	1	1	1	
5	AB 1010 38	Grommet breather	1	1	1	
6	AA 1010 76	Dip stick clutch cover	1	1	1	
7	39 1537 21	'O' ring	1	1	1	
8	AA 1010 77	Gasket clutch cover	1	1	1	
9	39 1065 04	Bolt flanged small	5	5	5	
10	39 1963 04	Bolt	4	4	4	
11	39 1721 04	Flanged bolt	3	3	3	
12	AA 1013 37	Bracket for clutch cable	1	1	1	
13	39 1062 04	Bolt flanged small	2	2	2	
14	AN 1010 83	Breather tube assly	1	1	1	
15	AA 1014 68	Pipe complete banjo	1	1	1	



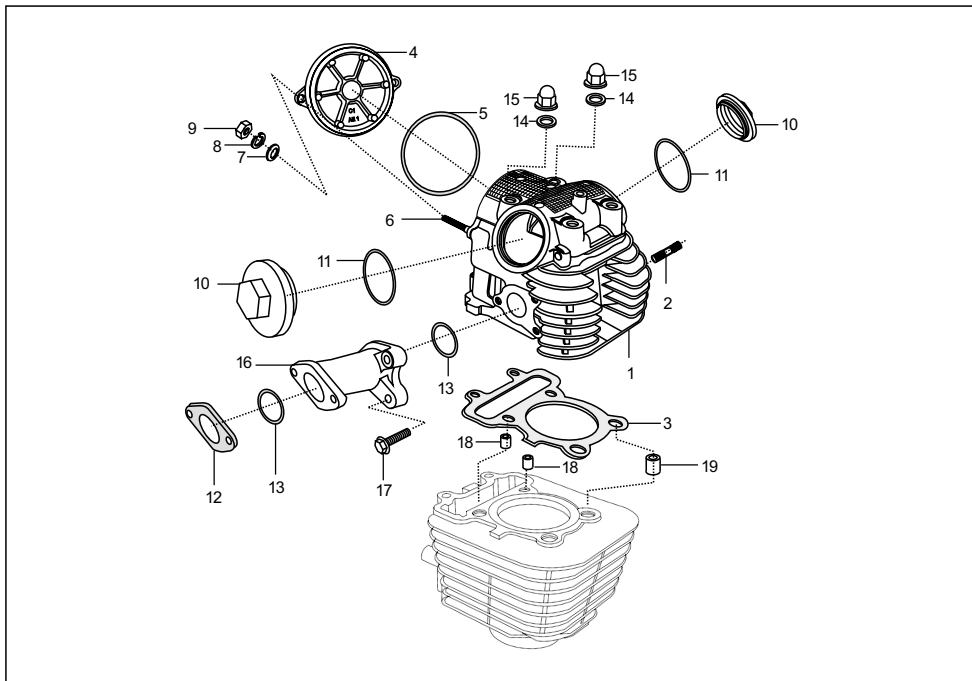
No.	Part No.	Description	Qty/Veh.			Remarks
			PET	CNG	LPG	
16	AA 1014 75	Banjo bolt	1	1	1	
17	39 1727 11	Gasket	2	2	2	



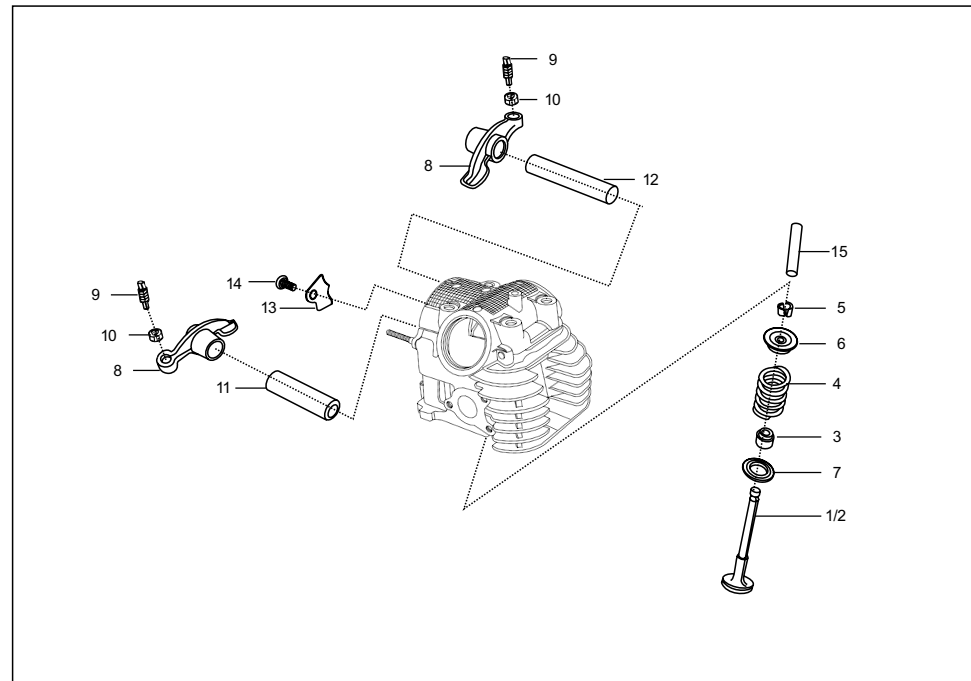
No.	Part No.	Description	Qty/Veh.			Remarks
			PET	CNG	LPG	
1	AN 1011 23	Cylinder block piston assembly	1	1	1	
2	AN 1010 07	Cylinder block comp.	1	1	1	
3	39 1543 21	'O' ring	1	1	1	
4	39 1000 06	Hollow dowel pin	2	2	2	
5	AN 1011 22	Piston assly (std)	1	1	1	
	AN 1010 01	Piston assly.	1	1	1	Alt. for AN101122
6	AN 1011 24	Piston ring set complete	1	1	1	
	AN 1010 66	Piston ring set complete	1	1	1	Alt. for AN101124
7	39 1478 17	Wire circlip	2	2	2	
8	AN 1010 06	Pin piston	1	1	1	
9	AA 1010 13	Block gasket	1	1	1	



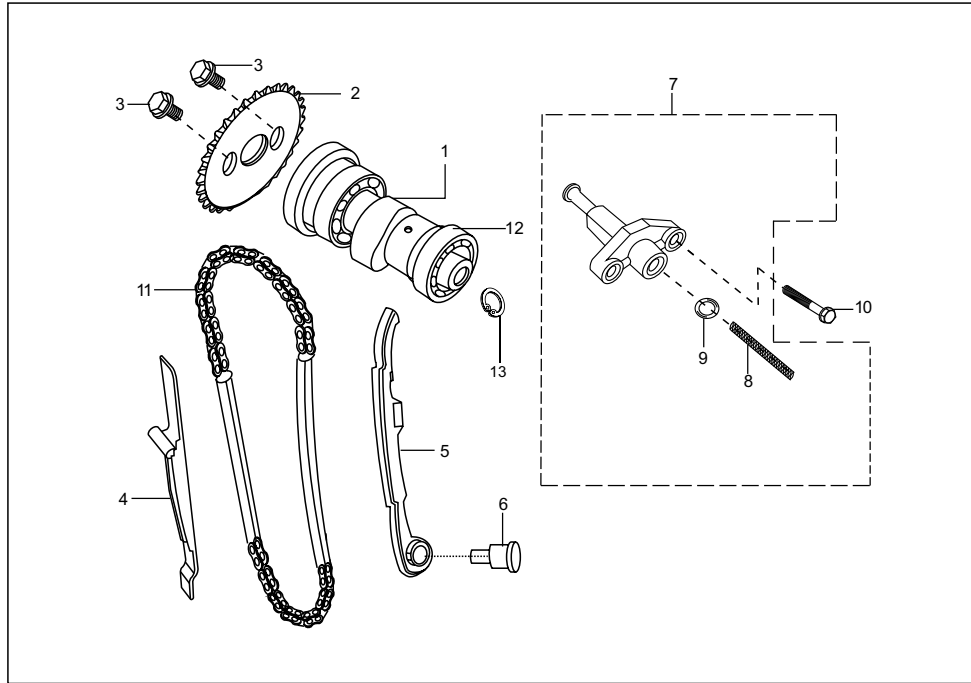
No.	Part No.	Description	Qty/Veh.			Remarks
			PET	CNG	LPG	
1	AN 1010 72	Crank shaft assly	1	1	1	
2	AA 1016 00	Primary pinion	1	1	1	
3	AA 1014 24	Oil pump drive gear	1	1	1	For Sintering route
4	31 1011 73	Key woodruff	2	2	2	
5	39 1927 07	Roller pin	1	1	1	
6	AA 1011 38	Plunger oil	1	1	1	
7	AA 1011 39	Spring plunger	1	1	1	
8	39 1885 15	Nut	1	1	1	
9	AA 1013 45	Woodruff key	1	1	1	
10	01 1006 12	Fan disc washer	1	1	1	
11	39 1053 15	Nut	1	1	1	
12	28 1011 10	Damper spring	1	1	1	
13	AA 1014 99	Kit connecting rod	1	1	1	N.I.



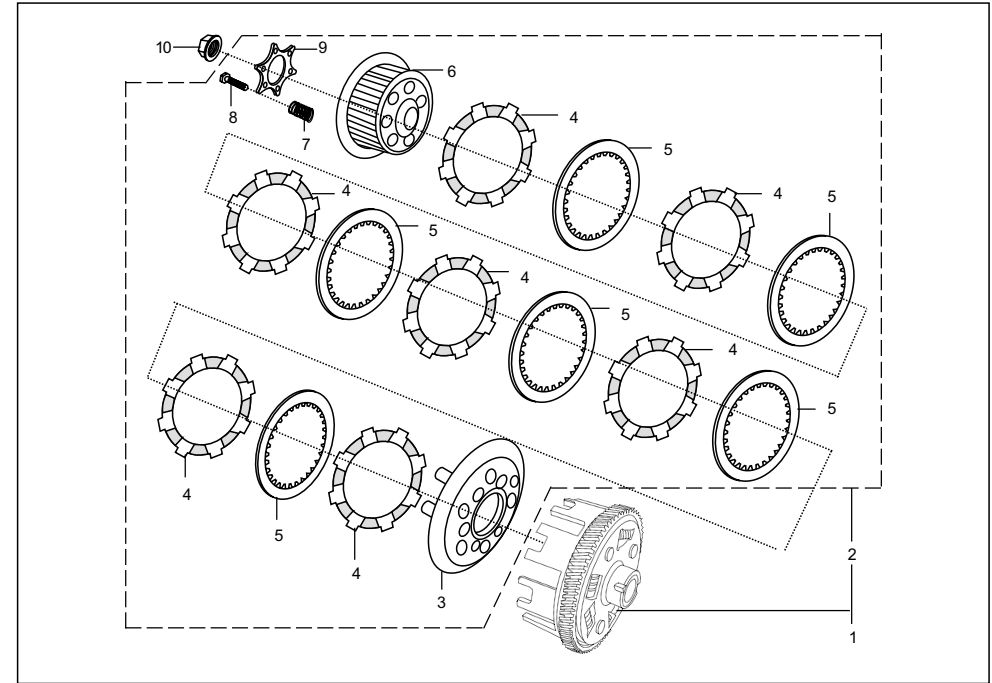
No.	Part No.	Description	Qty/Veh.			Remarks
			PET	CNG	LPG	
1	AN 1010 13	Cylinder head assly	1	1	1	
2	59 0500 01	Stud	2	2	2	For Cyl. head / Ext.tube
3	AN 1010 12	Head gasket	1	1	1	
4	28 1011 19	Cam shaft cover	1	1		
5	39 1264 21	'O' ring	1	1	1	
6	39 1871 05	Stud	2	2	2	For camshaft cover
7	39 0219 11	Plain washer	2	2	2	
8	39 1826 12	Spring washer	2	2	2	
9	39 0834 15	Hex nut	2	2	2	
10	13 1010 31	Cap	2	2	2	
11	LJ A000 03	'O' ring	2	2	2	
12	AA 1015 94	Insulator	1	1	1	For carburettor
13	39 1283 21	'O' ring	2	2	2	
14	39 1612 11	Plain Washer	4	4	4	
15	LC F000 01	Domed cap nut	4	4	4	



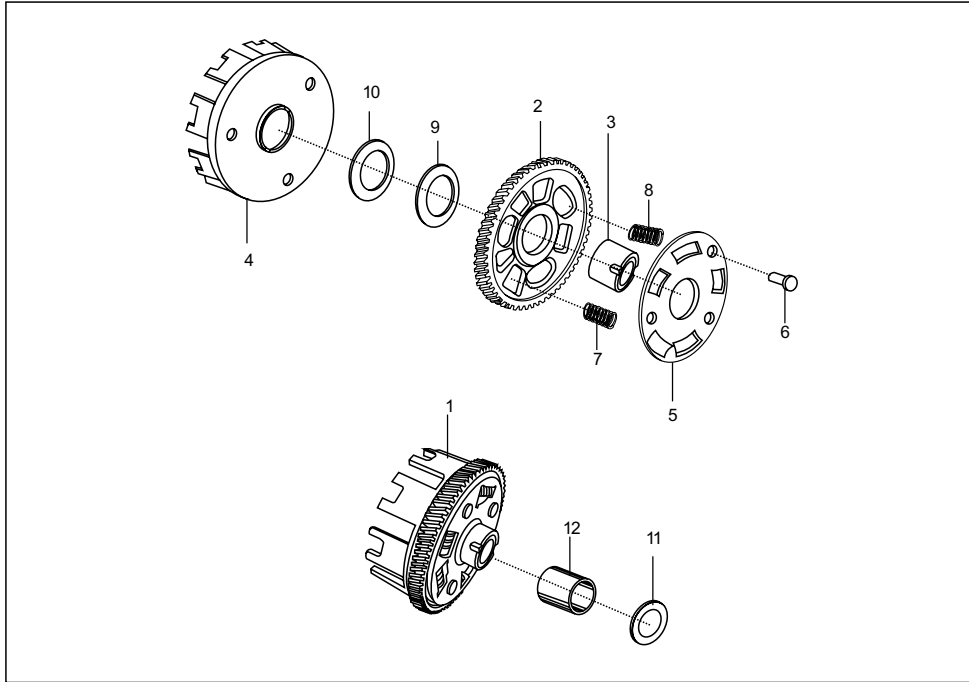
No.	Part No.	Description	Qty/Veh.			Remarks
			PET	CNG	LPG	
1	AN 1010 09	Valve Intake	1	1	1	
2	AN 1010 10	Valve exhaust	1	1	1	
3	39 1035 19	Oil Seal	2	2	2	
4	31 1010 22	Spring engine valve	2	2	2	
5	31 1010 19	Collet	4	4	4	
6	31 1010 18	Retainer valve spring	2	2	2	
7	28 1011 29	Seat spring	2	2	2	
8	31 1010 20	Rocker arm	2	2	2	
9	39 1024 01	Screw	2	2	2	
10	39 0973 15	Nut	2	2	2	
11	AA 1011 37	Rocker Arm shaft	1	1	2	For Intake
12	13 1010 24	Rocker Arm shaft	1	1	2	For exhaust
13	28 1010 57	Stopper	1	1	1	
14	39 0746 01	Screw pan cross	1	1	1	
15	28 1011 25	Valve guide	2	2	2	



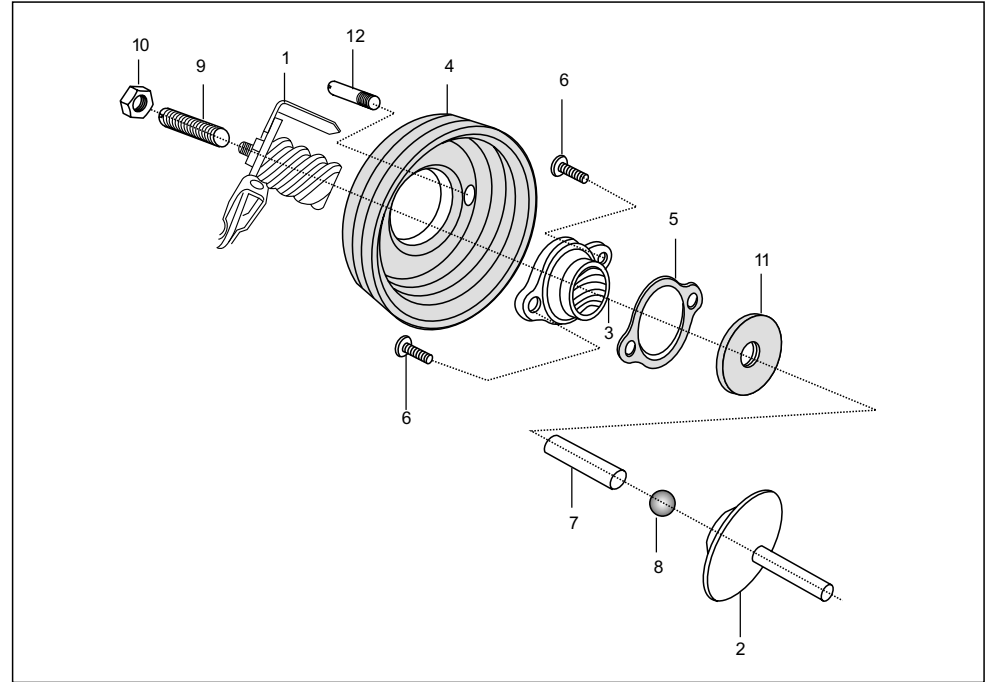
No.	Part No.	Description	Qty/Veh.			Remarks
			PET	CNG	LPG	
1	AN 1010 68	Camshaft assly	1	1	1	
2	28 1011 67	Sprocket camshaft	1	1	1	
3	39 1062 04	Flange bolt	2	2	2	
4	AA 1010 15	Guide chain	1	1	1	Non tensioner side
5	AA 1011 34	Guide chain	1	1	1	Tensioner side
6	AA 1015 50	Pin guide chain	1	1	1	
7	AA 1015 16	Tensioner assly	1	1	1	
8	AA 1015 31	Tension spring	1	1	1	
9	39 2040 21	'O' ring	1	1	1	
10	39 1674 04	Flange bolt	2	2	2	
11	AA 1015 69	Timing chain	1	1	1	
12	39 1724 20	Ball bearing	1	1	1	
13	39 0557 17	Circlip	1	1	1	



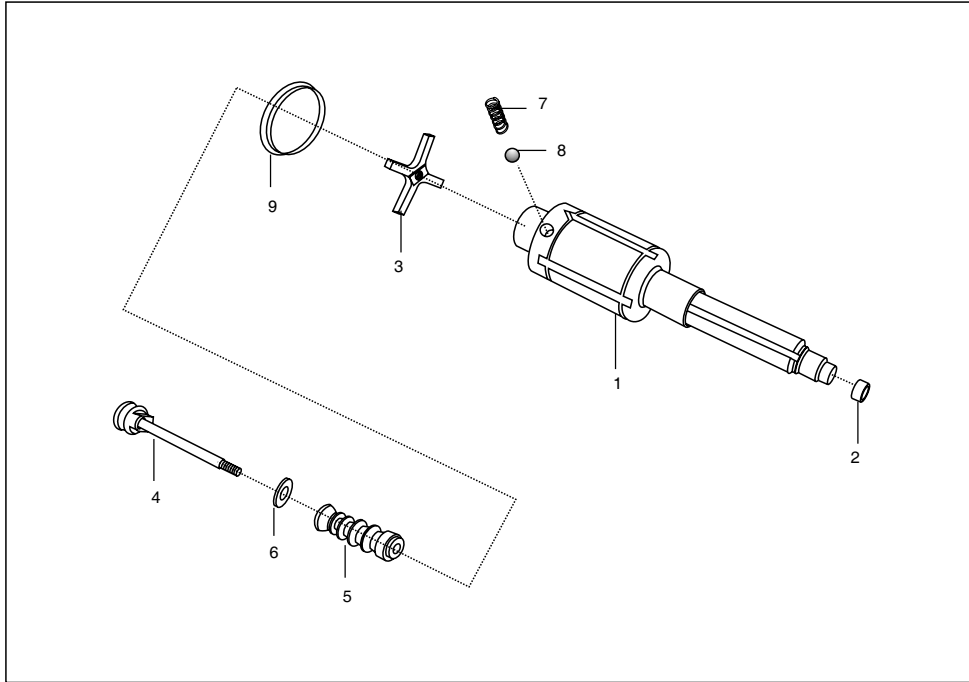
No.	Part No.	Description	Qty/Veh.			Remarks
			PET	CNG	LPG	
1	AA 1015 98	Clutch comp	1	1	1	
2	AA 1014 70	Clutch plate assly	1	1	1	
3	AA 1014 71	Wheel clutch	1	1	1	
4	AA 1014 78	Plate friction	7	7	7	
5	AA 1014 72	Plate clutch	6	6	6	
6	AA 1014 73	Hub clutch	1	1	1	
7	AA 1013 64	Spring clutch	6	6	6	
8	39 0980 04	Hex bolt	6	6	6	
9	AA 1014 74	Holder clutch	1	1	1	
10	39 1938 15	Flange Nut	1	1	1	



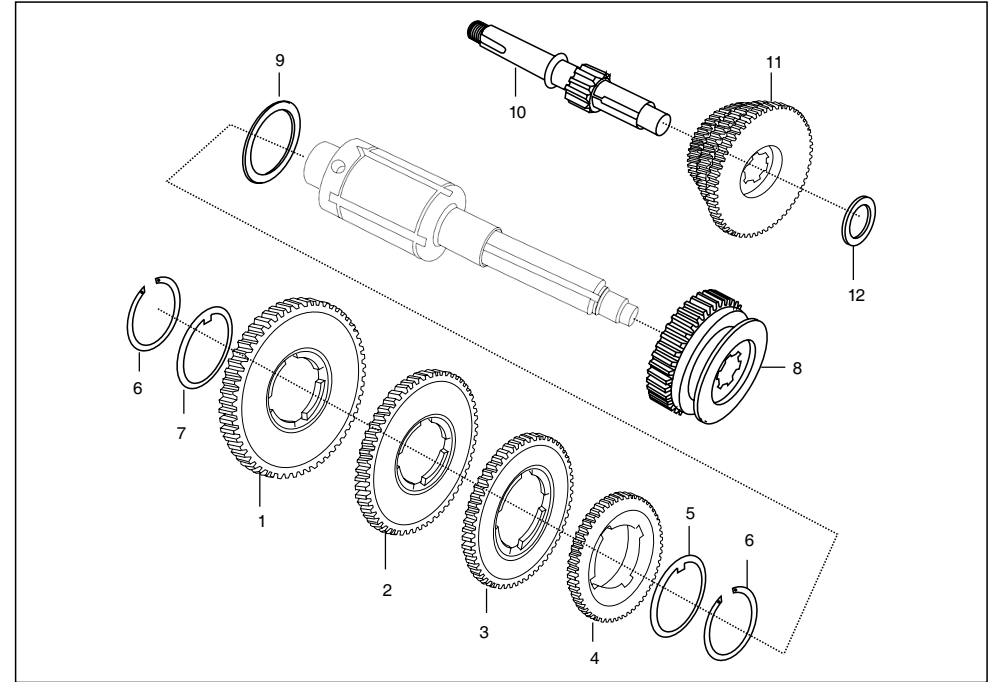
No.	Part No.	Description	Qty/Veh.			Remarks
			PET	CNG	LPG	
1	AA 1015 99	Clutch housing assly	1	1	1	
2	AA 1016 01	Gear primary helical	1	1	1	
3	AA 1010 09	Bush gear primary	1	1	1	
4	AA 1012 07	Housing clutch	1	1	1	
5	AA 1011 42	Holder	1	1	1	
6	39 1033 09	Rivet	3	3	3	
7	AA 1014 00	Spring damper	3	3	3	
8	AA 1014 01	Spring damper	2	2	2	
9	31 1011 41	Spring (Beleville washer)	1	1	1	
10	39 1057 11	Plain washer	1	1	1	
11	39 2008 11	Plain washer	1	1	1	
12	AA 1012 13	Collar	1	1	1	



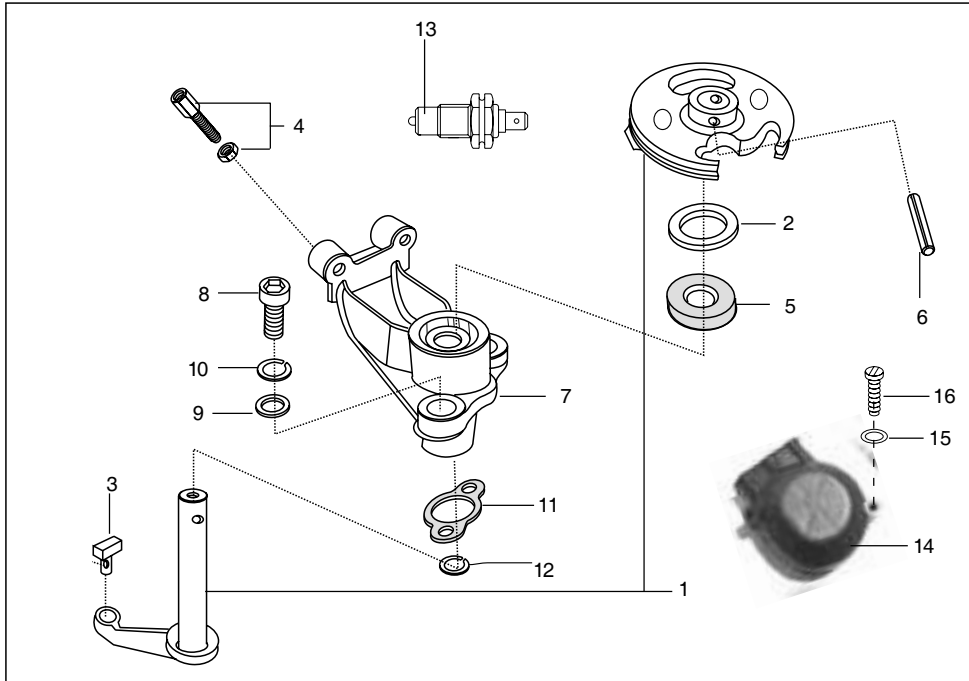
No.	Part No.	Description	Qty/Veh.			Remarks
			PET	CNG	LPG	
1	AA 1014 81	Inner clutch release assly.	1	1	1	
2	AA 1010 73	Rod push	1	1	1	
3	AA 1014 79	Release clutch outer	1	1	1	
4	AA 1014 84	Bellows	1	1	1	
5	AA 1014 91	Gasket release	1	1	1	
6	39 2038 04	Hex.socket head bolt	2	2	2	For mtg. release clutch outer
7	AA 1011 68	Dowel pin (Clutch release)	1	1	1	
8	30 1011 97	Ball steel	1	1	1	
9	39 1441 01	Screw set	1	1	1	
10	39 0292 15	Nut Hexagon M6 x 1	1	1	1	
11	39 1744 19	Oil seal	1	1	1	
12	AB 1011 00	Arrestor pin	1	1	1	



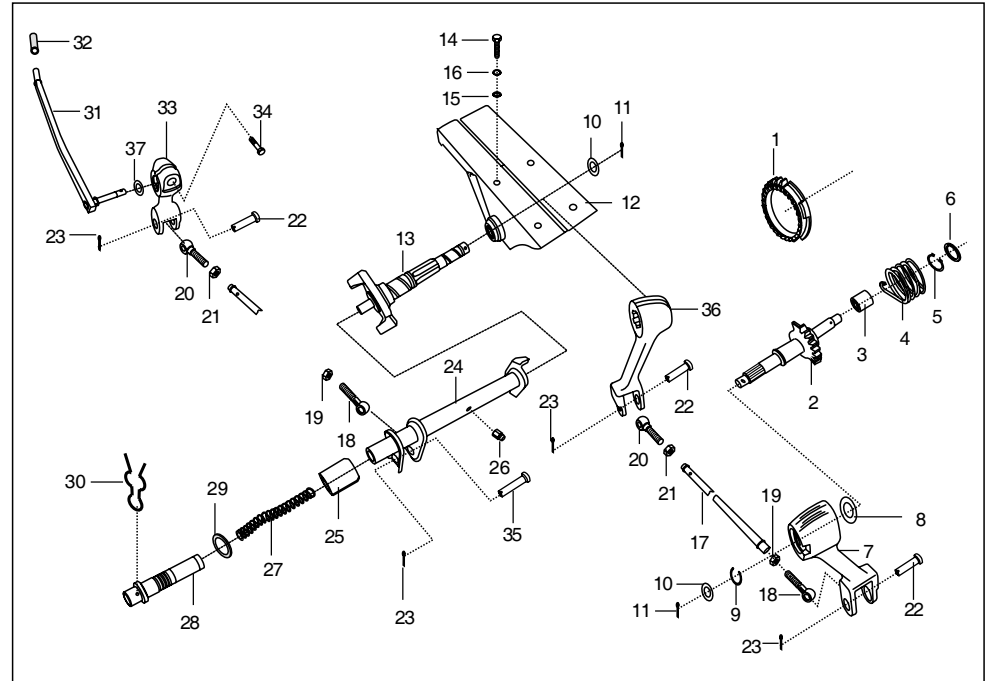
No.	Part No.	Description	Qty/Veh.			Remarks
			PET	CNG	LPG	
1	AA 1015 67	Main shaft	1	1	1	
2	AA 1012 95	Drive bush	1	1	1	
3	AB 1010 67	Cross	1	1	1	
4	AA 1010 54	Guide stem	1	1	1	
5	AA 1011 08	Gear selector	1	1	1	
6	39 0213 11	Plain washer	1	1	1	
7	28 1010 38	Spring	2	2	2	
8	01 1801 23	Steel ball	2	2	2	
9	AA 1010 61	Cup gear shifter	1	1	1	



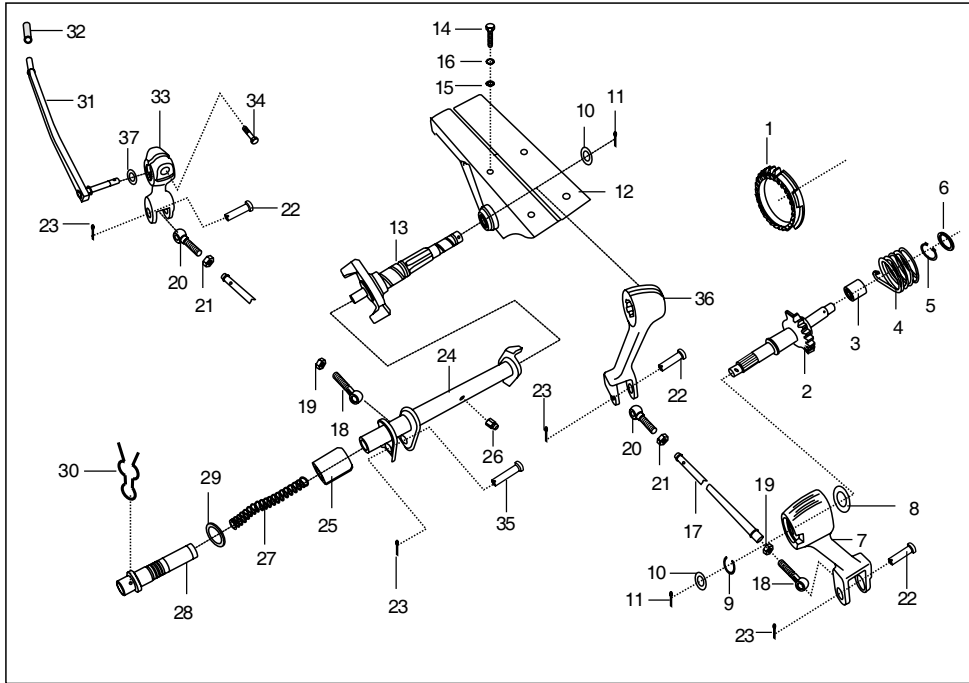
No.	Part No.	Description	Qty/Veh.			Remarks
			PET	CNG	LPG	
1	AA 1010 50	1st speed gear	1	1	1	
2	AA 1010 51	2nd speed gear	1	1	1	
3	AA 1010 52	3rd speed gear	1	1	1	
4	AA 1010 53	4th speed gear	1	1	1	
5	15 1011 71	Spacer ring	1	1	1	
6	21 1007 11	Circlip	2	2	2	
7	01 1007 11	Shoulder ring No. 1	1	1	1	
	01 1007 12	Shoulder ring No. 2	1	1	1	
	01 1007 13	Shoulder ring No. 3	1	1	1	Selective
	01 1007 14	Shoulder ring No. 4	1	1	1	
8	AA 1015 55	Reverse control gear	1	1	1	
9	AA 1010 55	Thrust washer	1	1	1	
10	AA 1013 92	Multiple gear shaft	1	1	1	
11	AA 1015 88	Multiple gear	1	1	1	
12	AA 1011 56	Thrust washer (M.G.Shaft)	1	1	1	



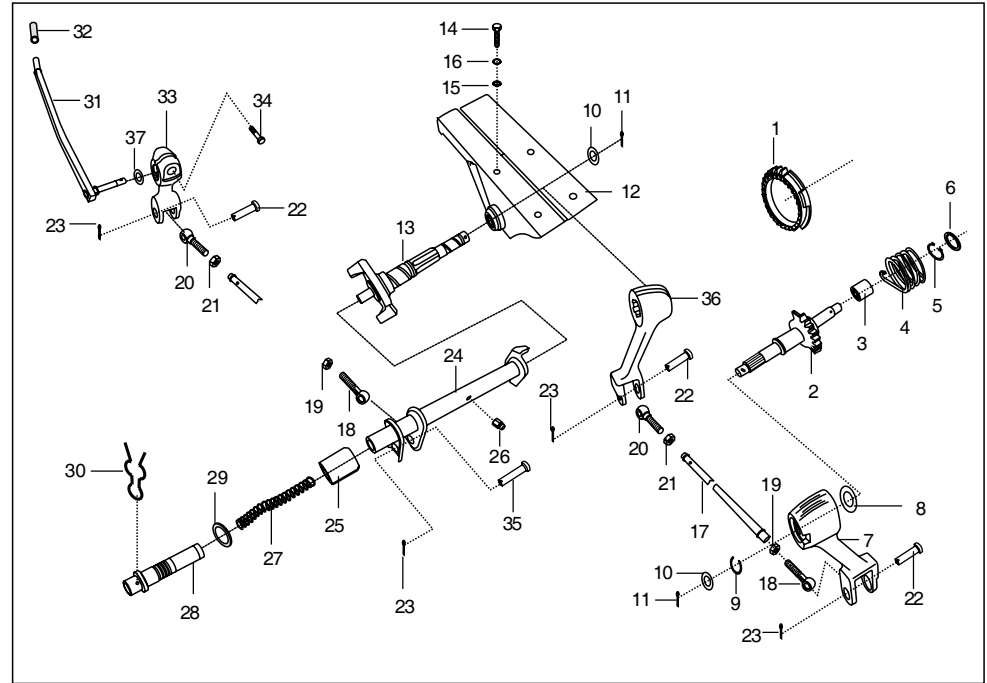
No.	Part No.	Description	Qty/Veh.			Remarks
			PET	CNG	LPG	
1	AA 1012 61	Sector with lever	1	1	1	
2	39 0550 11	Plain washer*	1	1	1	
3	BA 1321 41	Slider block	1	1	1	
4	05 1010 83	Adjuster with nut*	2	2	2	
5	39 1046 19	Seal oil	1	1	1	
6	39 0426 06	Spring type straight pin	1	1	1	
7	AA 1012 60	Flange (Gear shifter)	1	1	1	
8	39 1197 04	Bolt socket	2	2	2	
9	39 0219 11	Plain washer	2	2	2	
10	39 1826 12	Spring washer	2	2	2	
11	AA 1010 84	Gasket sector flange	1	1	1	
12	39 0804 11	Plain washer	2	2	2	
13	AP 1110 23	Switch neutral	1	1	1	
14	AA 1012 58	Cover (Gear shifter)	1	1	1	
15	39 0197 11	Plain washer	2	2	2	
16	39 0758 01	Screw pan cross	2	2	2	



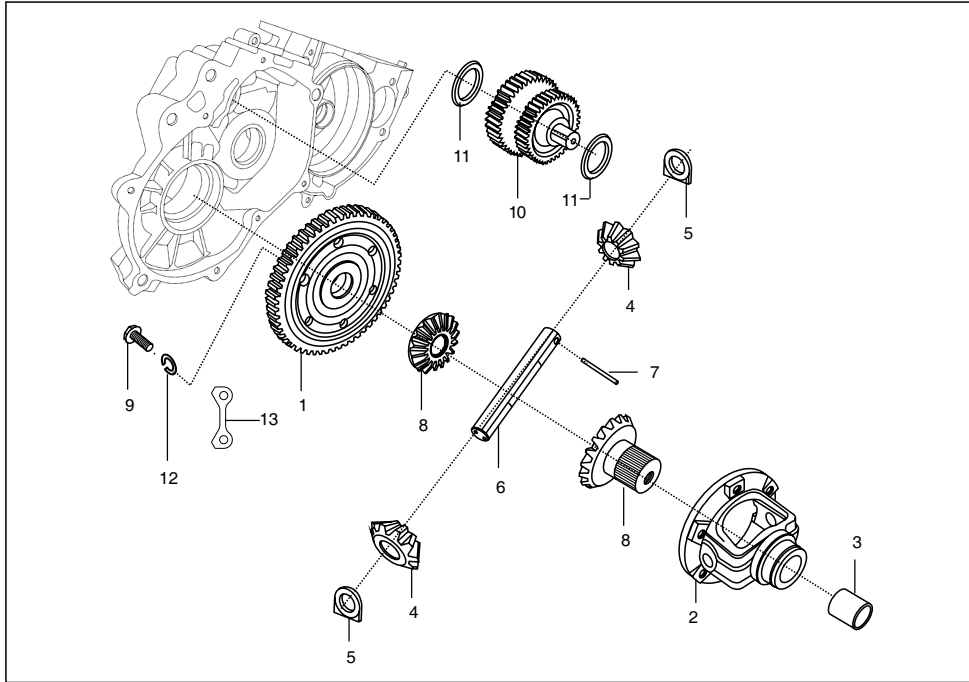
No.	Part No.	Description	Qty/Veh.			Remarks
			PET	CNG	LPG	
1	AA 1011 22	Starter gear	1	1	1	
2	AA 1012 86	Sector gear assly.	1	1	1	
3	AA 1012 15	Guide spring	1	1	1	
4	AA 1012 09	Torsional spring	1	1	1	
5	30 1010 53	Circlip	1	1	1	
6	AA 1011 56	Thrust washer	1	1	1	
7	AA 1012 88	Lever engine side (H. S.)	1	1	1	
8	39 1582 11	Plain washer	1	1	1	
9	39 2176 11	Wire circlip	1	1	1	
10	39 0240 11	Plain washer	2	2	2	
11	39 0799 08	Pin cotter	2	2	2	
12	AA 1012 97	Support assly.comp. (H.S.)	1	1	1	
13	AA 1012 89	Spindle assly.	1	1	1	
14	39 0435 01	Screw hex.head	4	4	4	
15	39 1211 11	Washer Plain	4	4	4	



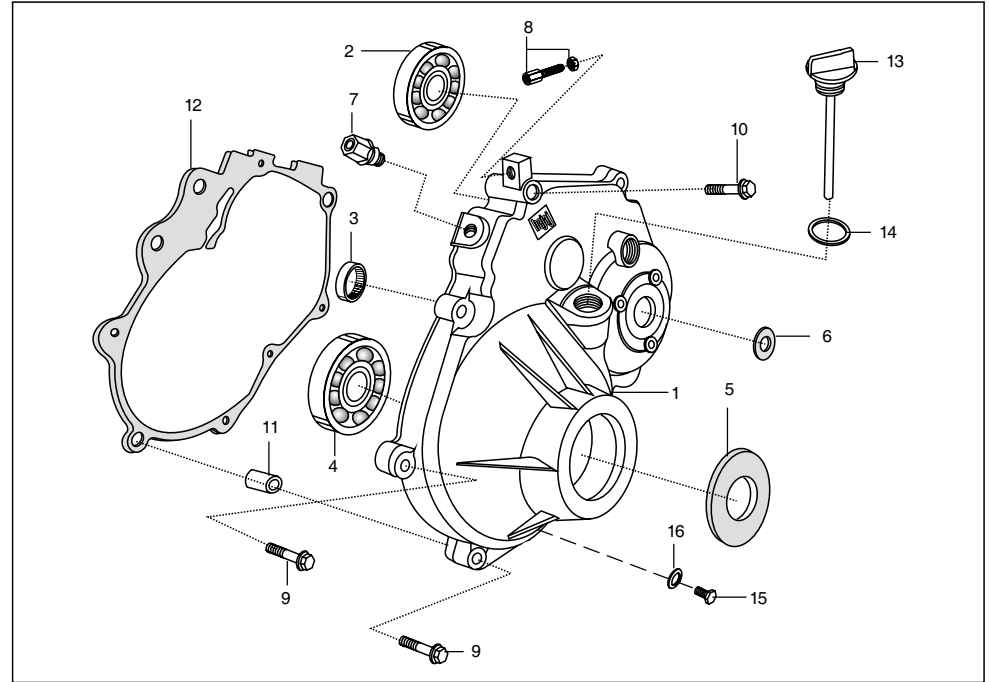
No.	Part No.	Description	Qty/Veh.			Remarks
			PET	CNG	LPG	
16	39 1828 12	Spring washer	4	4	4	
17	AA 1015 71	Connecting tube - I	1	1	1	
18	24 1011 21	Eye bolt / bush assly. LH	2	2	2	
19	24 1014 19	Hex.nut LH thread	2	2	2	
20	24 1016 16	Connector	1	1	1	
21	39 0296 15	Hex. nut	2	2	2	
22	24 1014 22	Pin	3	3	3	
23	39 0146 08	Split pin	4	4	4	
24	AA 1012 91	Starting tube assly.	1	1	1	
25	22 1014 23	Plug	1	1	1	
26	23 1613 05	Grease nipple	1	1	1	
27	21 1014 27	Spring	1	1	1	
28	AA 1012 77	Pin for lever support	1	1	1	
29	03 1801 16	'O' ring	1	1	1	
30	21 1014 29	Spring clip	1	1	1	



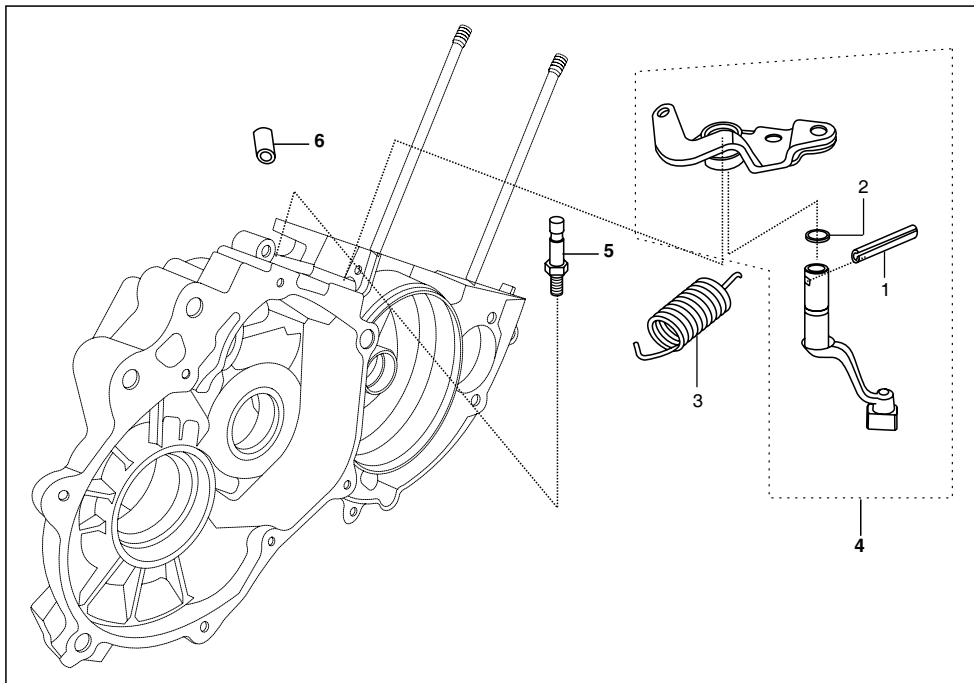
No.	Part No.	Description	Qty/Veh.			Remarks
			PET	CNG	LPG	
31	24 1011 77	Starting handle/pin	1	1	1	
32	22 1011 15	Starting handle grip	1	1	1	
33	AA 1013 29	Lever driver side	1	1	1	
34	39 1389 04	'D' bolt	1	1	1	
35	24 1014 21	Pin	1	1	1	
36	AA 1013 30	Lever	1	1	1	
37	24 1014 14	Washer	1	1	1	
38	24 1613 19	Cap eye bolt Connecting tube	1	1	1	N.I. Upto 13-10-2010
39	24 1015 72	Nylon bush	1	1	1	N.I. Upto 13-10-2010
39A	24 1017 20	Bush Collar Type	1	1	1	From 14-10-2010



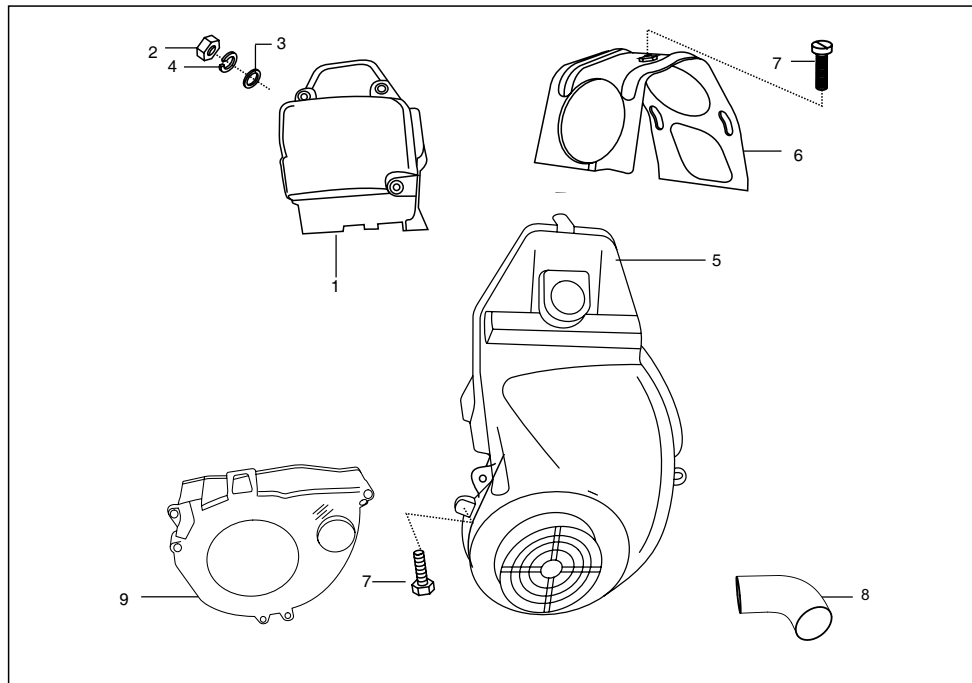
No.	Part No.	Description	Qty/Veh.			Remarks
			PET	CNG	LPG	
1	AA 1310 02	Differential gear	1	1	1	
2	AA 1310 33	Satellite gear Hsg. assly	1	1	1	
3	24 1301 11	Bush bevel gear housing	1	1	1	
4	22 1310 18	Satellite gear	2	2	2	
5	22 1310 14	Spacer	2	2	2	
6	24 1310 32	Bevel gear pin	1	1	1	
7	24 1301 13	Pin	1	1	1	
8	24 1310 69	Bevel gear Sat gear hsg. side	1	1	1	
	24 1310 70	Bevel gear Diff. gear side	1	1	1	
9	39 0435 01	Screw hexagon head	6	6	6	
10	AA 1010 57	Idler gear	1	1	1	
11	AA 1010 58	Thrust washer (Idler gear)	2	2	2	
12	39 0265 12	Spring washer	6	6	6	
13	22 1703 45	Lock plate	3	3	3	



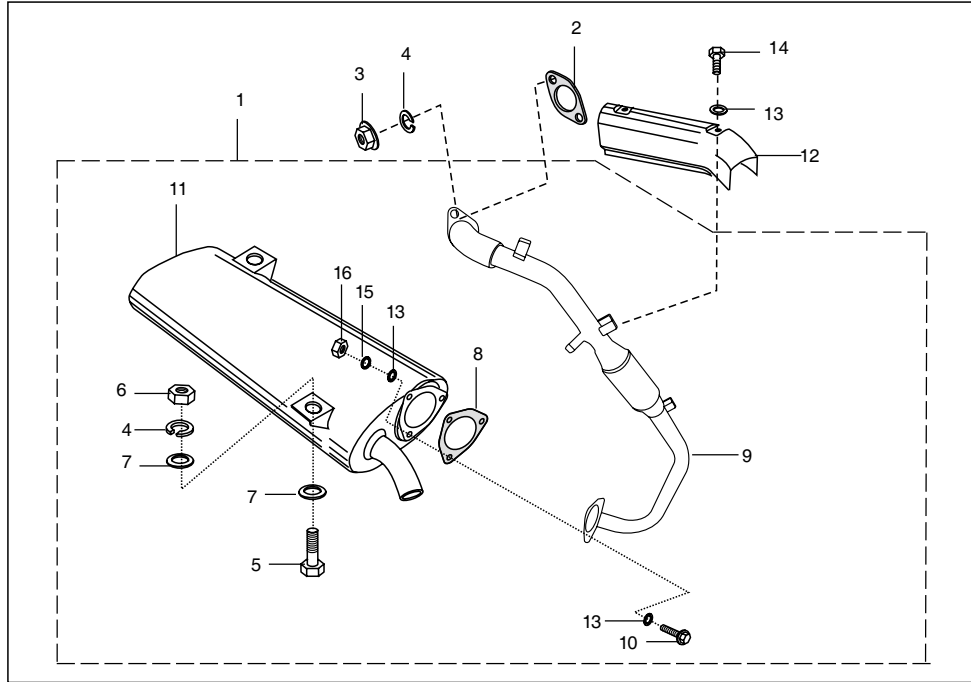
No.	Part No.	Description	Qty/Veh.			Remarks
			PET	CNG	LPG	
1	AA 1016 14	Differential cover	1	1	1	
2	30 1510 39	Bearing ball	1	1	1	
3	39 1435 20	Needle roller bearing	1	1	1	
4	24 1301 05	Ball bearing	1	1	1	
5	24 1310 75	Oil seal	1	1	1	
6	39 1869 19	Oil seal	1	1	1	
7	05 1010 51	Breather assly	1	1	1	
8	05 1510 12	Adjuster with nut	1	1	1	
9	LA D000 35	Bolt Flange M6x1 40L Pre Coated	7	7	7	
10	39 1759 04	Bolt flanged	1	1	1	
11	39 1000 06	Hollow dowel pin	2	2	2	
12	AA 1310 49	Gasket - Differential cover	1	1	1	
13	AA 1310 17	Dipstick - Differential	1	1	1	
14	39 1537 21	'O' ring	1	1		
15	35 1010 60	Oil plug	1	1	1	
16	39 1585 11	Washer oil plug	1	1	1	



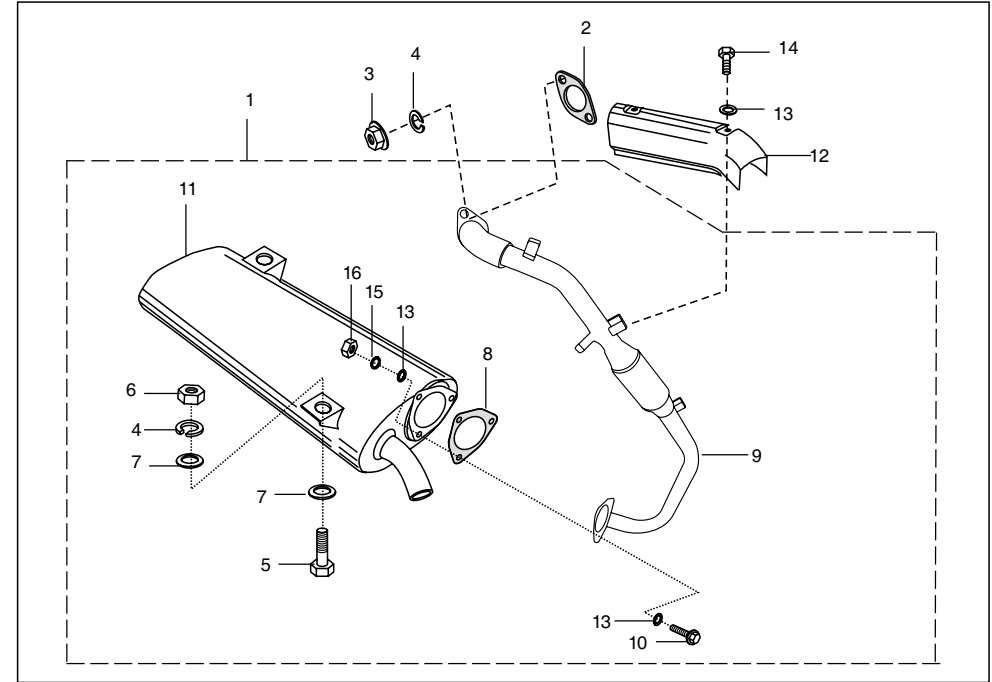
No.	Part No.	Description	Qty/Veh.			Remarks
			PET	CNG	LPG	
1	39 0426 06	Spring type straight pin	1	1	1	
2	AN 1310 39	Seal rubber	1	1	1	
3	AN 1310 22	Tension spring	1	1	1	
4	AN 1011 16	Sect. Comp. Rev. Control	1	1	1	
5	AA 1012 12	Pin for tension spring	1	1	1	
6	AA 1015 70	Bush sintered	1	1	1	



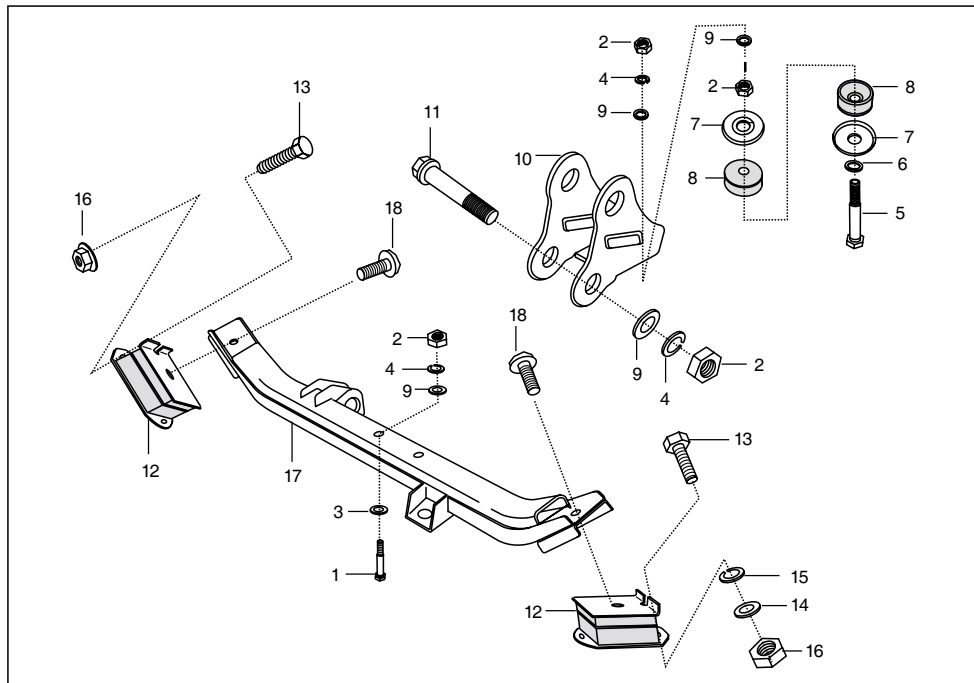
No.	Part No.	Description	Qty/Veh.			Remarks
			PET	CNG	LPG	
1	AA 1011 50	Cowling clutch side	1	1	1	
2	39 0834 15	Hex. nut	2	2	2	
3	39 0219 11	Plain washer	2	2	2	
4	39 1826 12	Spring washer	2	2	2	
5	AA 1013 85	Fan cover complete	1	1	1	
6	AA 1012 62	Central cover	1	1	1	For Decompression Mech.
7	39 0747 01	Bolt	7	7	7	
8	AA 1013 22	Elbow for fan cover	1	1	1	
9	AA 1015 12	Internal cowling comp.	1	1	1	



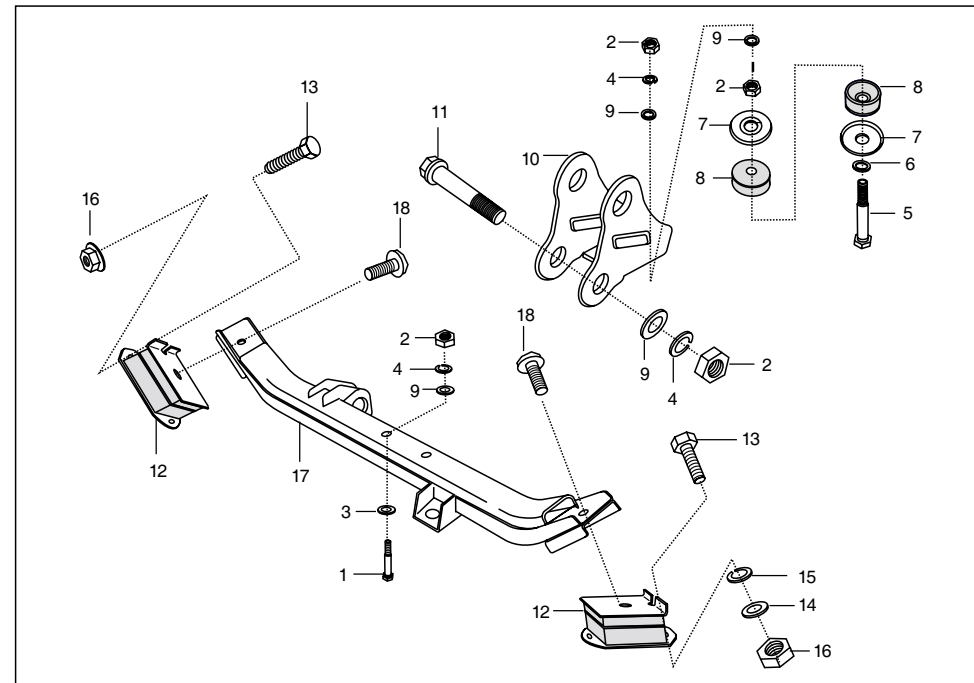
No.	Part No.	Description	Qty/Veh.			Remarks
			PET	CNG	LPG	
1	AA 1015 78	Silencer assly. comp	1	1	1	Non Cat
	AA 1016 33	Silencer assly. comp	1	1	1	
2	13 1011 65	Gasket	1	1	1	
3	39 0798 15	Nut flanged	2	2	2	
4	39 1829 12	Spring washer	2	2	2	
5	39 0080 04	Hexagon head bolt	1	1	1	
6	39 0296 15	Nut Hexagon M 10	2	2	2	
7	39 0201 11	Plain washer	4	4	4	
8	AA 1012 83	Gasket	2	2	2	
9	AA 1015 79	Exhaust tube assly.	1	1	1	
10	JA 5612 11	Flange Bolt M6 x 1 x 22L	3	3	3	



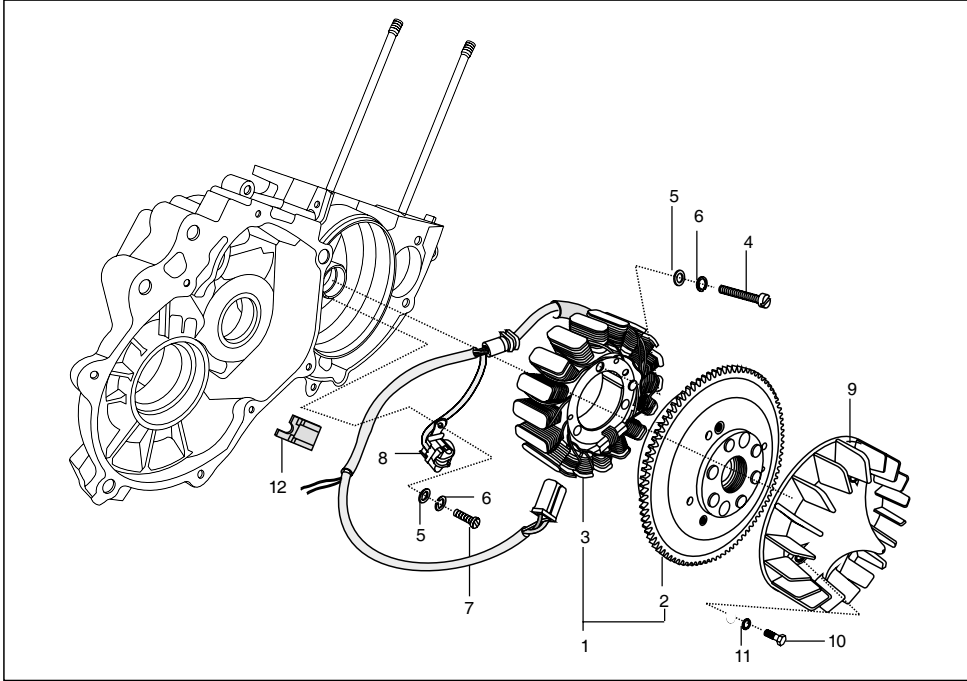
No.	Part No.	Description	Qty/Veh.			Remarks
			PET	CNG	LPG	
11	AA 1016 05	Muffler assly.comp.	1	1	1	
12	AA 1015 85	Silencer shield comp.	1	1	1	
13	39 0711 11	Plain washer	8	8	8	
14	39 0897 04	Bolt	2	2	2	
15	39 1826 12	Spring washer	3	3	3	
16	39 0834 15	Hex.nut	3	3	3	



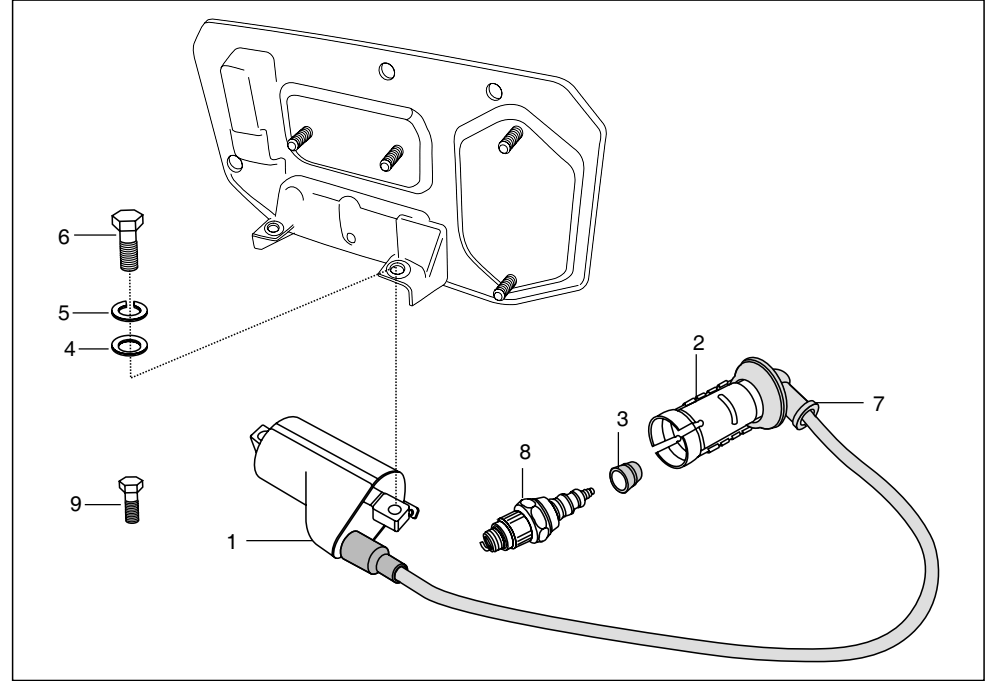
No.	Part No.	Description	Qty/Veh.			Remarks
			PET	CNG	LPG	
1	39 2393 04	Hexagon bolt	2	2	2	
2	39 0296 15	Hex nut	6	6	6	
3	39 0201 11	Plain wahser	2	2	2	
4	39 1829 12	Spring washer	2	2	2	
5	24 1610 03	Hex bolt	1	1	1	
6	39 0251 11	Plain washer	1	1	1	
7	21 1604 17	Reinforcement plate	2	2	2	
8	24 1609 24	Rubber plug	2	2	2	
9	39 0248 11	Plain washer	6	6	6	
10	AA 1011 94	Bracket front mounting	1	1	1	
11	39 2130 04	Bolt Hex. Head M10 x 1.5	2	2	2	
12	BA 1021 60	Rubber isolator (GB)	2	2	2	
13	39 1079 01	Hex screw	4	4	4	For rubber isolator
14	39 0198 11	Plain Washer	4	4	4	
15	39 0732 12	Spring Washer	4	4	4	



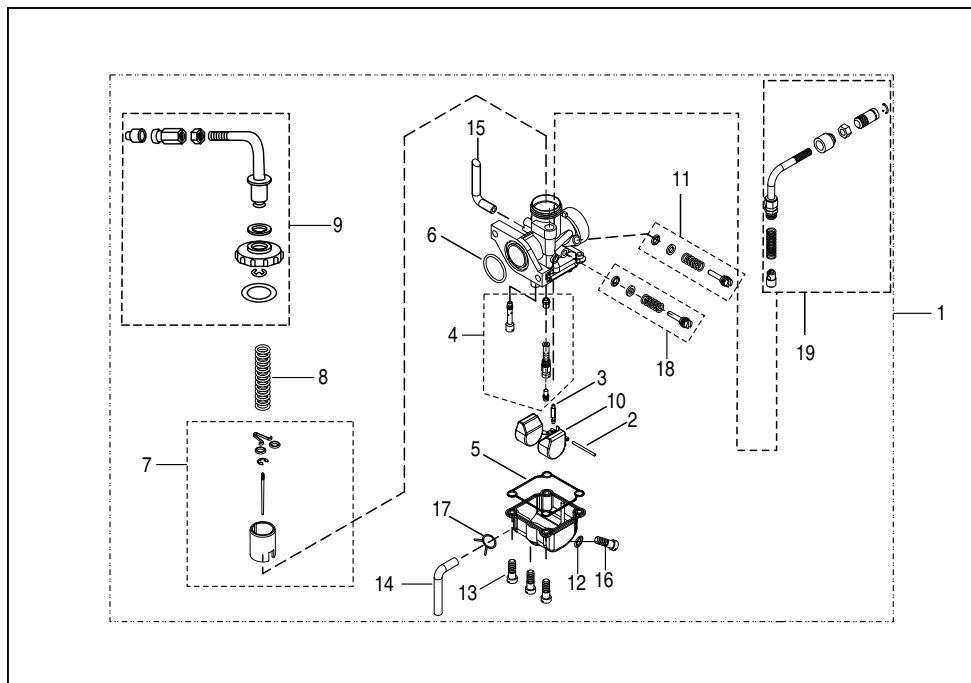
No.	Part No.	Description	Qty/Veh.			Remarks
			PET	CNG	LPG	
16	39 0834 15	Flange nut	4	4	4	For rubber isolator
17	AA 1610 73	Engine mounting member rear	1	1	1	
18	39 0944 04	Flange Bolt	2	2	2	For engine mtg. member



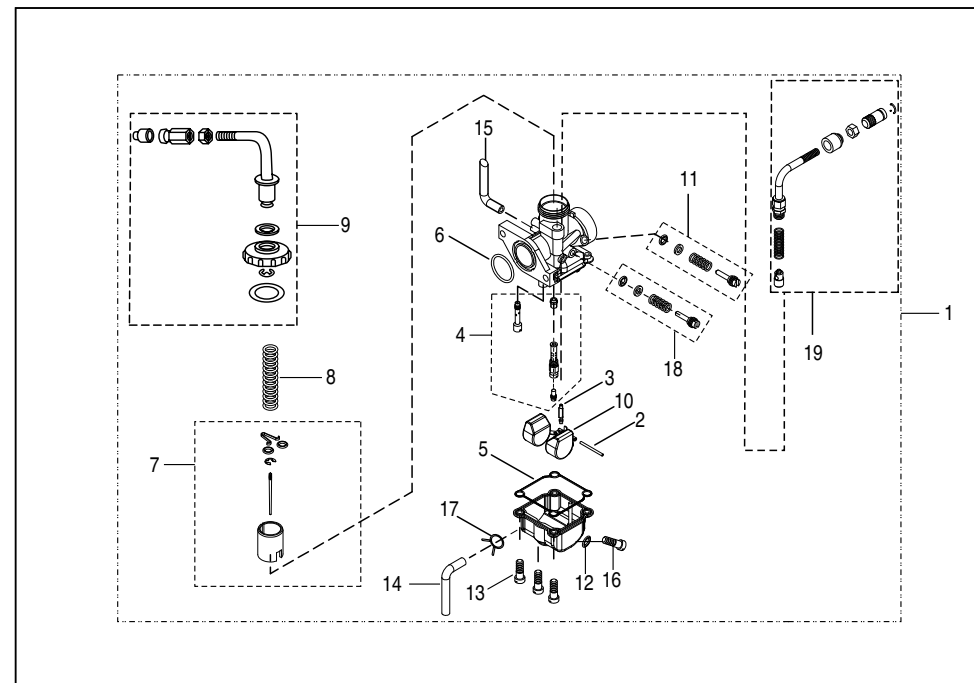
No.	Part No.	Description	Qty/Veh.			Remarks
			PET	VNG	LPG	
1	AZ 3510 00	Magneto assly	1	1	1	
2	AZ 3510 01	Rotor assly	1	1	1	
3	AZ 3510 02	Stator assly	1	1	1	
4	01 1103 67	Screw	3	3	3	Stator Mounting
5	39 0197 11	Plain Washer	5	5	5	Stator plate & pulser coil mtg.
6	39 0790 12	Spring Washer	5	5	1	Stator plate & pulser coil mtg.
7	39 0761 01	Screw pan cross	2	2	2	Pulser coil mounting.
8	AA 1110 52	Pulser coil assly.	1	1	1	
9	AA 1013 84	Fan	1	1	1	
10	39 1075 04	Bolt Flange small	3	3	3	
11	39 1826 12	Spring washer	3	3	3	
12	AA 1012 20	Grommet for pickup	1	1	1	



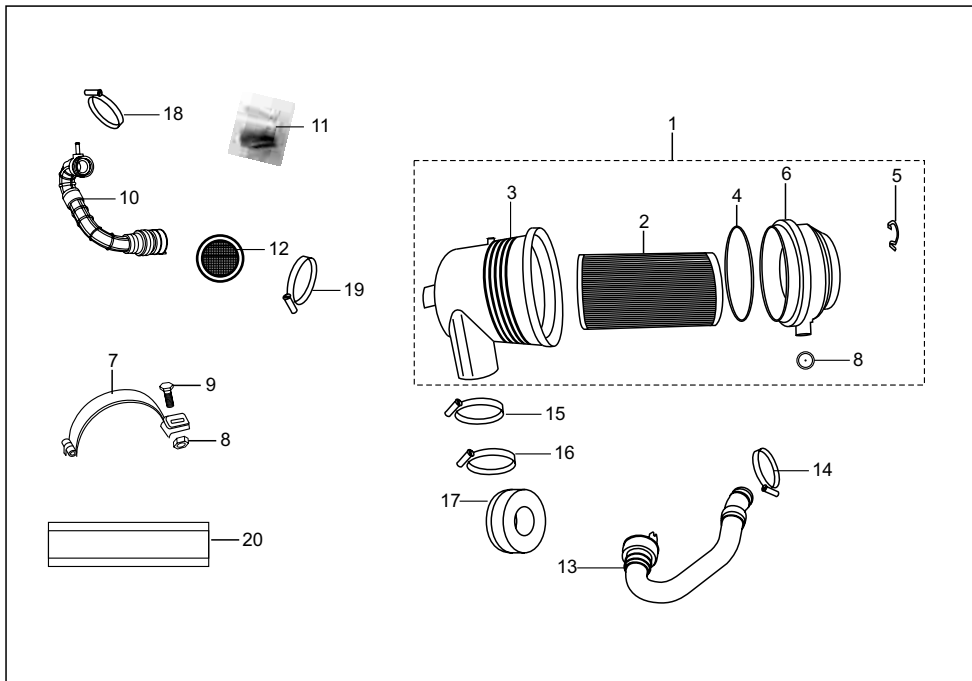
No.	Part No.	Description	Qty/Veh.			Remarks
			PET	CNG	LPG	
1	AF 1110 10	H. T. Coil assly	1	-	--	
	AF 1110 12	H. T. Coil assly C-Core	--	1	1	
2	AA 1110 74	Spark plug cap	1	1	1	with 1k resistive
3	AA 1110 76	Grommet spark plug cap	1	1	1	
4	39 0197 11	Plain washer	1	1	1	
5	39 0790 12	Spring Washer	1	1	1	
6	39 0408 04	Bolt	2	2	2	
7	AA 1110 77	Cap (H.T.Cable)	1	1	1	
8	AA 1110 58	Spark plug	1	1	1	
9	39 0897 04	Bolt hex head	1	1	1	For H.T.Coil earthing



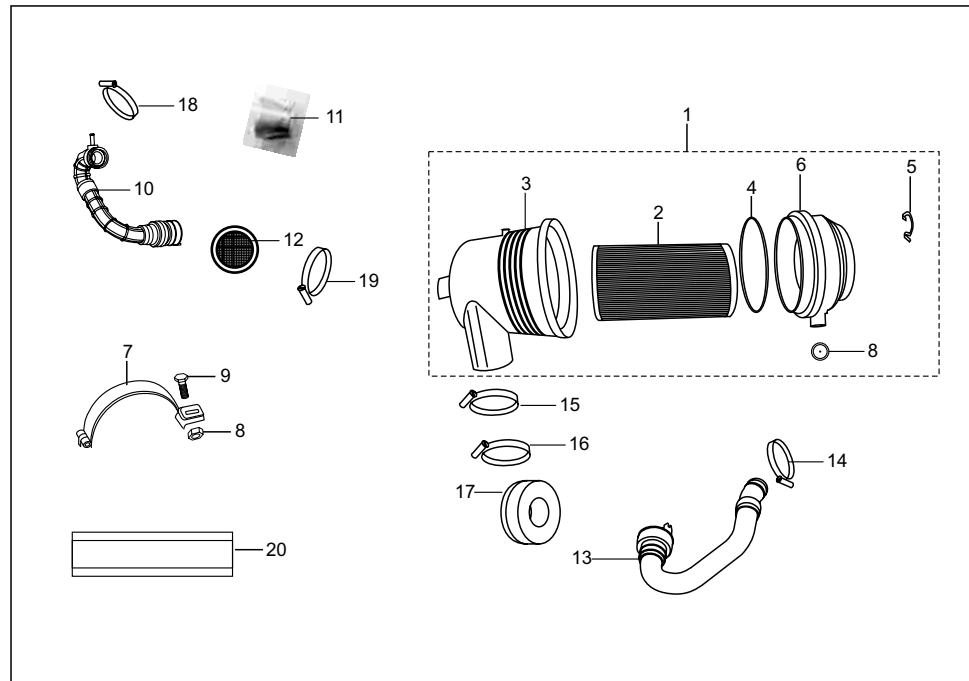
No.	Part No.	Description	Qty/Veh.			Remarks
			PET	CNG	LPG	
1	AA 1211 42	Carburetor comp.	1	--	--	Flange type
	AF 1214 22	Carburetor comp.	--	1	--	Flange type
	AM 1211 12	Carburetor comp.	--	--	1	Flange type
2	24 1210 69	Pin float	1	1	1	
3	JA 5812 21	Needle valve assly.	1	1	1	
4	AM 1211 35	Jet kit	1	--	1	This kit include main jet, Needle jet, pilot jet and jet holder
	AF 1214 63	Jet kit	--	1	--	
	24 1213 61	Seal	1	1	1	
5	24 1213 61	Seal	1	1	1	
6	JA 1212 32	'O' ring	1	1	1	
7	AM 1211 36	Piston valve assly. kit	1	--	1	
	AF 1214 64	Piston valve assly. kit	--	1	--	
8	AF 1214 49	Spring throttle valve	1	1	1	
9	AF 1214 61	Mixing Cap assly. kit	1	1	1	
10	AF 1214 45	Float	1	1	1	



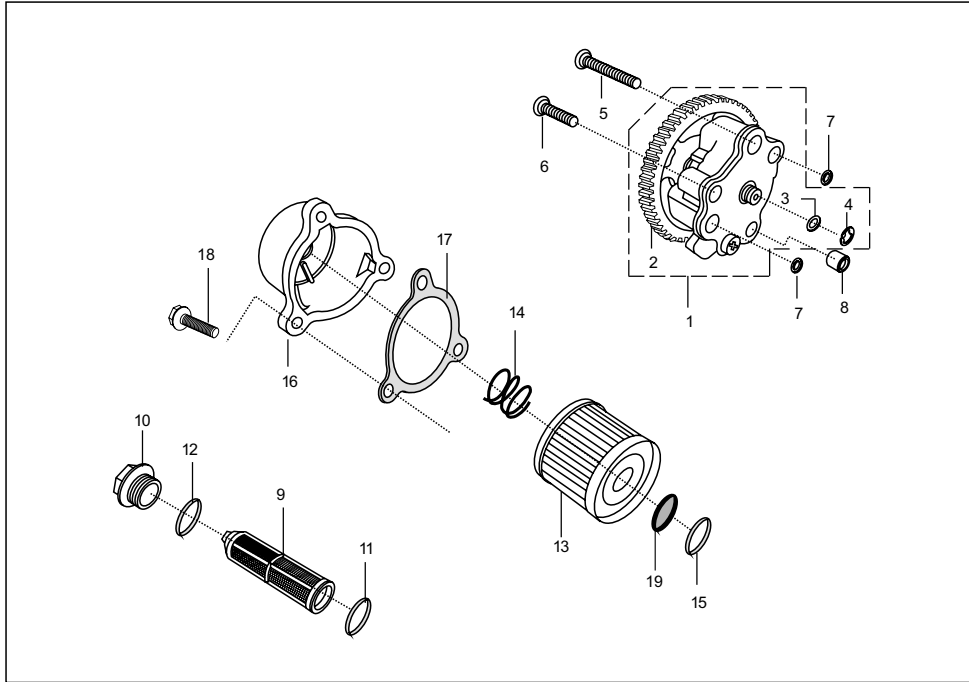
No.	Part No.	Description	Qty/Veh.			Remarks
			PET	CNG	LPG	
11	AF 1214 59	Idling adjuster kit	1	1	1	
12	DH 1211 18	'O' ring	1	1	1	
13	CB 1210 46	Screw	3	3	3	
14	DZ 1210 48	Hose Drain	1	1	1	
15	AA 1211 37	Vent Hose	1	1	1	
16	JA 5813 14	Drain Screw	1	1	1	
17	AA 1410 46	Clip hose	1	1	1	
18	AF 1214 60	Air screw kit	1	1	1	
19	AF 1214 62	Plunger assly kit	1	1	1	



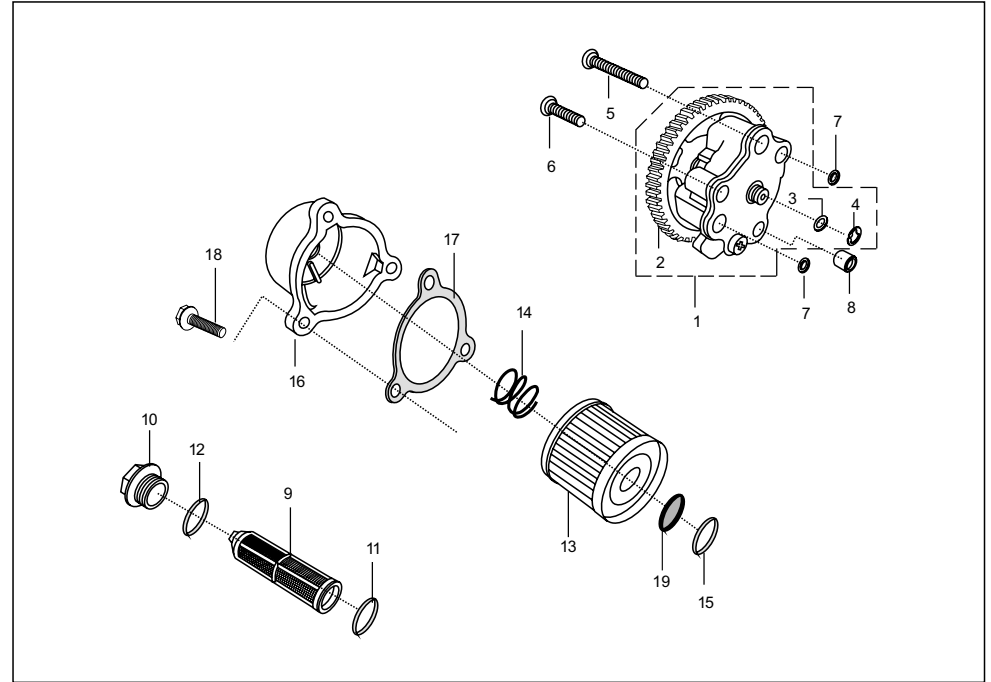
No.	Part No.	Description	Qty/Veh.			Remarks
			PET	CNG	LPG	
1	AA 1211 26	Air filter assly	1	1	1	
2	AL 1210 62	Element air filter	1	1	1	
3	AL 1210 71	Housing air filter	1	1	1	
4	AL 1210 68	Seal ring flat	1	1	1	
5	AL 1210 69	Clamp flat	1	1	1	
6	AL 1210 70	Cover air filter	1	1	1	
7	AA 2311 42	Clamp air filter	1	1	1	
8	39 2295 15	Nut flanged	1	1	1	
9	39 0062 04	Screw M6	1	1	1	
10	AA 1211 28	Assly. integral duct comp.	1	--	--	
	AF 1214 18	Assly. integral duct comp.	--	1	--	
	AM 1211 14	Assly. integral duct comp.	--	--	1	
11	AN 1210 56	Mixture tube	--	1	--	
	AM 1210 77	Mixture tube	--	--	1	
12	AZ 5810 09	Arrester back fire	1	1	1	
13	AA 1211 27	Hose Assly Integral	1	--	--	
	AF 1214 20	Assly. comp. hose intake	--	1	--	
	AM 1211 15	Assly. comp. hose intake	--	--	1	



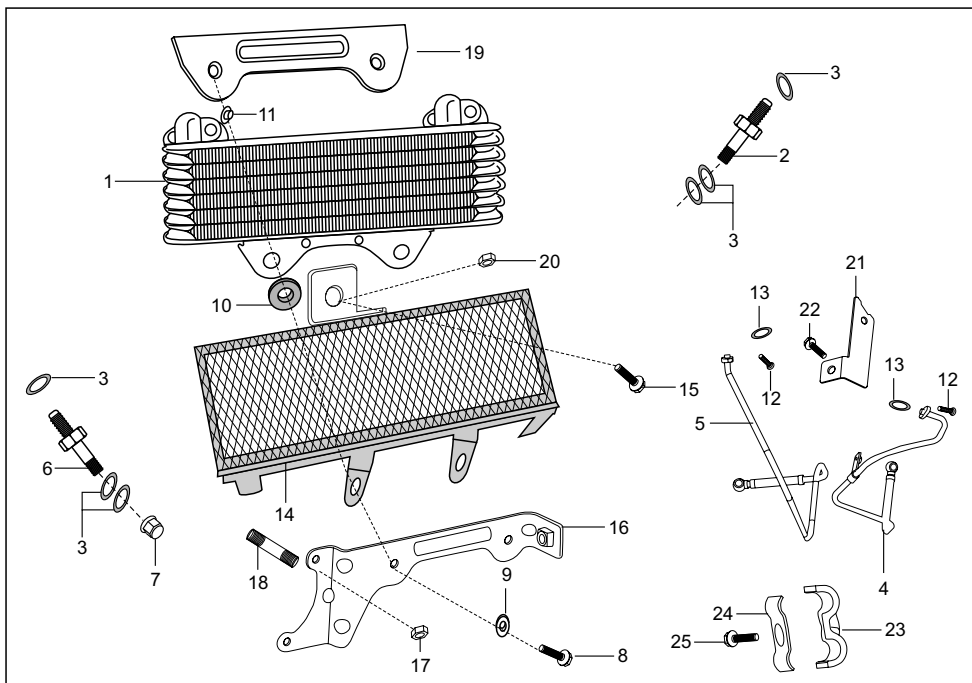
No.	Part No.	Description	Qty/Veh.			Remarks
			PET	CNG	LPG	
14	JA 5814 07	Clamp	1	1	1	
15	31 1210 41	Clamp	1	1	1	
16	AA 1210 71	Clamp	1	1	1	
17	AF 1214 24	Controller	1	1	1	
18	BA 1220 62	Clamp	1	1	1	
19	AB 1210 17	Clamp	1	1	1	
20	AA 2311 54	Cushion for A/F Mounting	1	1	1	



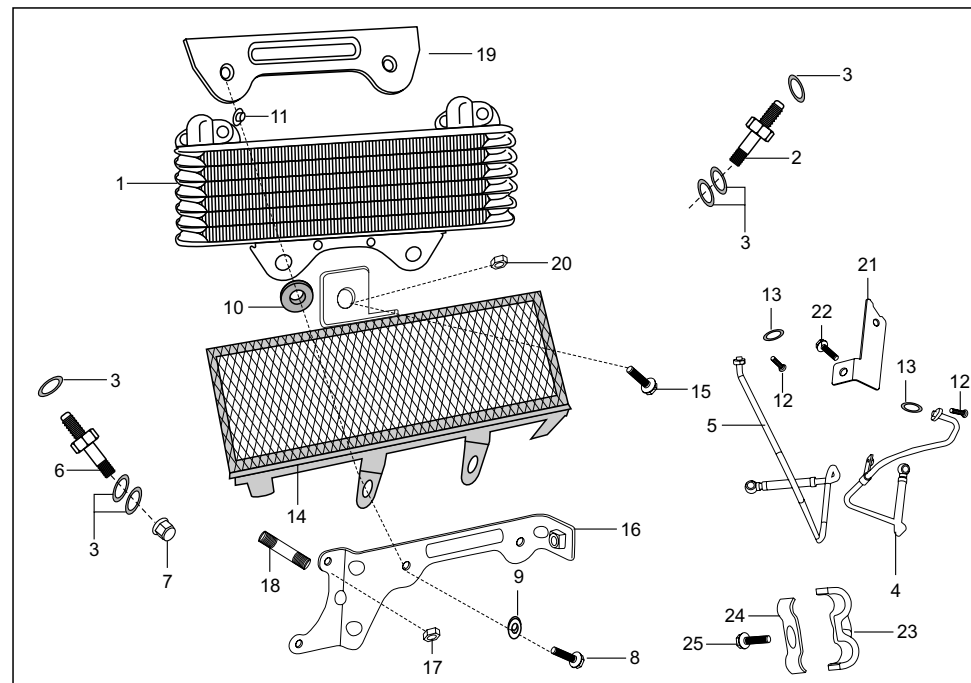
No.	Part No.	Description	Qty/Veh.			Remarks
			PET	CNG	LPG	
1	AA 1210 60	Pump assly oil	1	1	1	
2	AA 1210 59	Gear oil pump	1	1	1	
3	39 1575 11	Plain washer	1	1	1	
4	39 0855 17	Circlip	1	1	1	
5	39 1075 04	Flange bolt	1	1	1	
6	39 1674 04	Flange bolt	2	2	2	
7	39 1013 21	'O' ring	2	2	2	
8	39 0999 06	Hollow dowel pin	1	1	1	
9	AA 1011 54	Strainer Oil	1	1	1	
10	28 1010 22	Cap strainer	1	1	1	
11	59 2100 22	'O' ring, Strainer	1	1	1	
12	39 1657 21	'O' ring, Cap	1	1	1	
13	AA 1210 06	Oil filter assembly	1	1	1	
14	AN 1210 81	Spring oil filter	1	1	1	
15	39 1738 21	'O' ring , Oil filter	1	1	1	



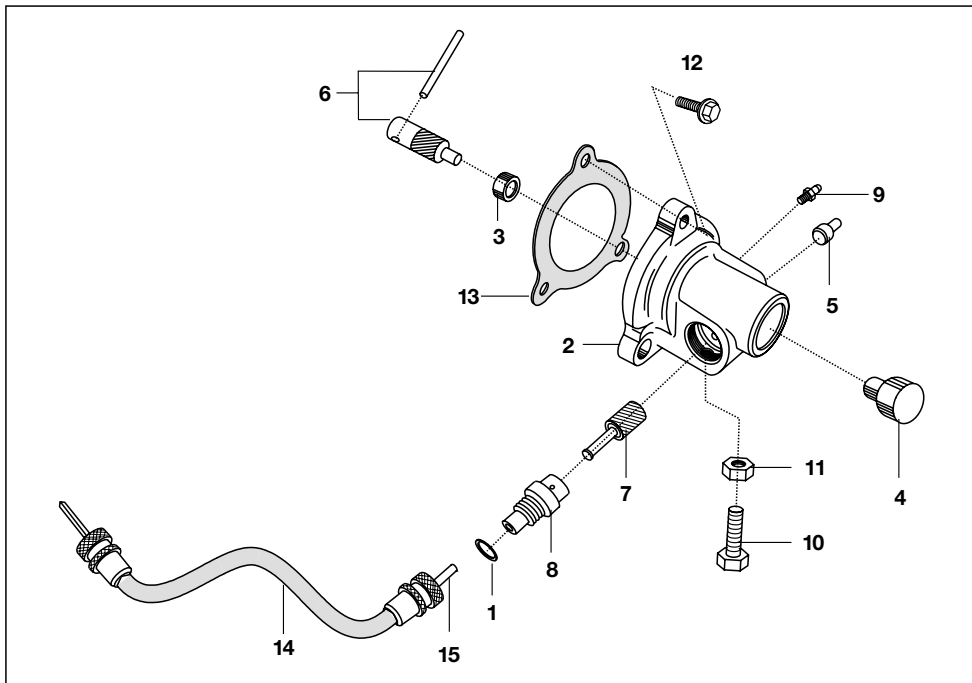
No.	Part No.	Description	Qty/Veh.			Remarks
			PET	CNG	LPG	
16	AN 1210 85	Oil filter cover	1	1	1	
17	AA 1210 10	Gasket, Oil filter	1	1	1	
18	39 1673 04	Flange bolt	3	3	3	
19	AN 1210 82	Rubber seal oil filter	1	1	1	



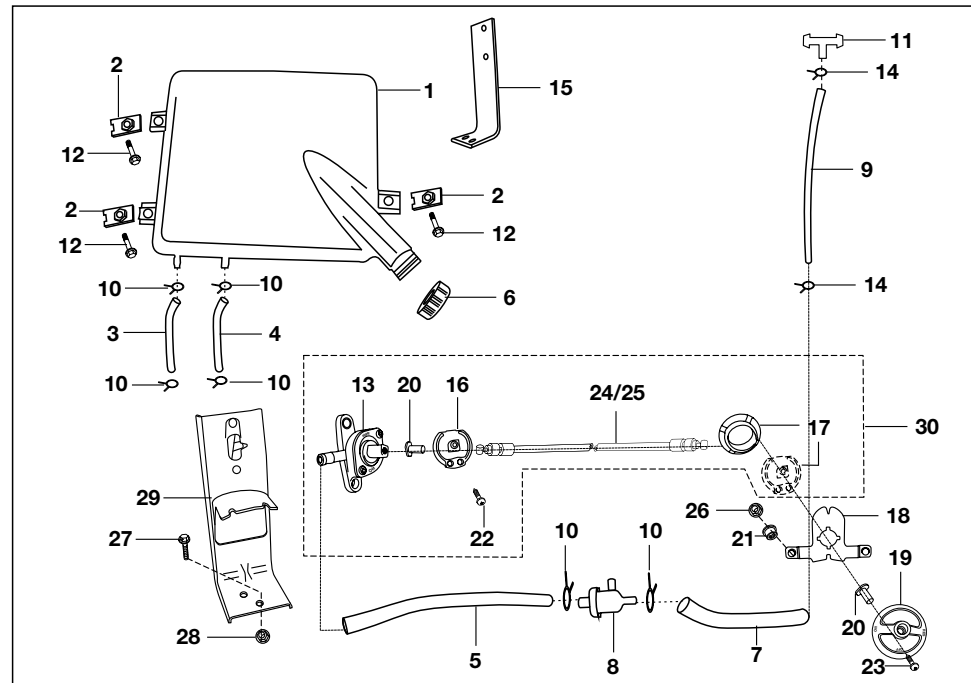
No.	Part No.	Description	Qty/Veh.			Remarks
			PET	CNG	LPG	
1	AA 1211 35	Oil cooler	1	1	1	
2	AT 6012 03	Connector oil filter cover	1	1	1	
3	DK 1012 37	Washer copper	6	6	6	
4	AA 1016 23	Tube assly oil cooler inlet	1	1	1	
5	AA 1016 24	Assly Pipe Oil Cool	1	1	1	
6	AN 1211 11	Connector clutch cover	1	1	1	
7	39 2484 15	Falnge nut	2	2	2	
8	39 1553 04	Flange bolt	2	2	2	
9	39 1573 11	Plain washer	2	2	2	
10	DG 1410 19	Damper	2	2	2	
11	30 2110 05	Coller	2	2	2	
12	39 1672 04	Screw	4	4	4	
13	DK 1013 40	'O' ring	2	2	2	
14	AA 1211 36	Guard oil cooler	1	1	1	
15	39 2697 04	Flange bolt	2	2	2	



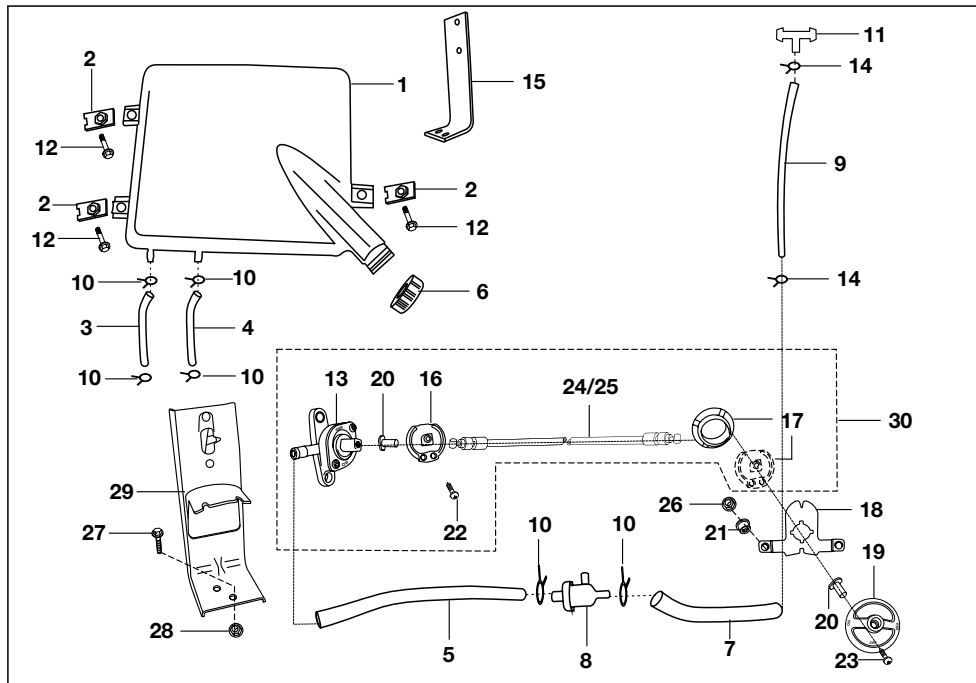
No.	Part No.	Description	Qty/Veh.			Remarks
			PET	CNG	LPG	
16	AA 1015 95	Oil cooler mtg. bracket	1	1	1	
17	39 1972 15	Nut flanged M5X0.8	2	2	2	
18	39 0697 05	Stud M5X0.8	2	2	2	
19	AA 1015 97	Oil cooler bracket	1	1	1	
20	39 0291 15	Hex nut	2	2	2	
21	AA 1016 28	Bracket for oil cool pipe mtg.	1	1	1	
22	39 1672 04	Bolt flange	1	1	1	
23	DK 1012 77	Bracket upper (oil cooler pipe)	1	1	1	
24	DK 1012 78	Bracket lower (oil cooler pipe)	1	1	1	
25	39 2345 01	Bolt flanged	1	1	1	



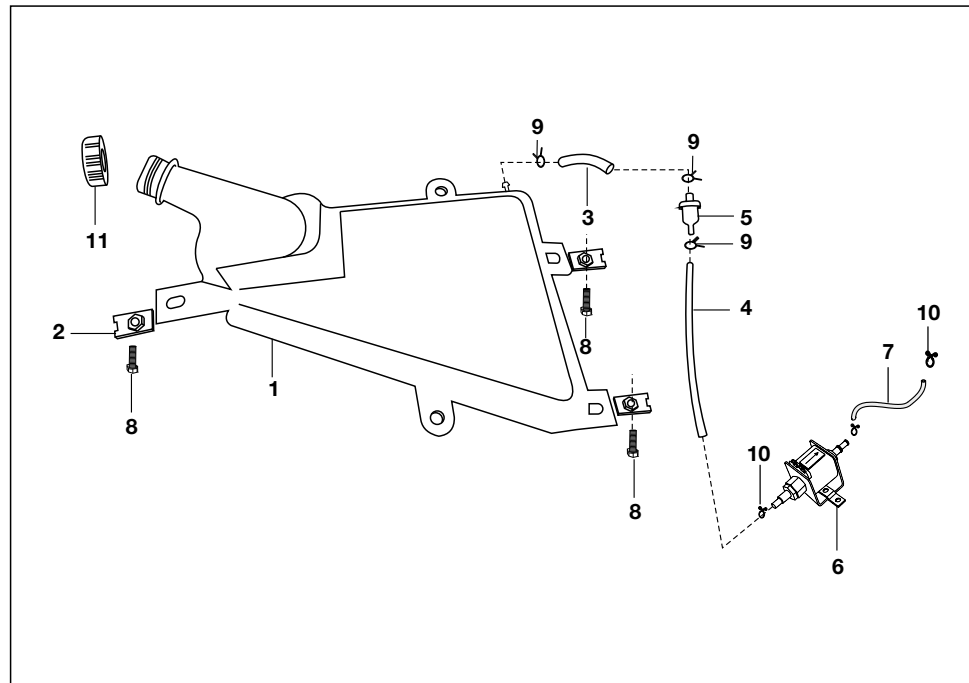
No.	Part No.	Description	Qty/Veh.			Remarks
			PET	CNG	LPG	
1	39 1587 21	'O' ring	1	1	1	
2	AA 1310 25	Fare meter housing assly	1	1	1	Includes item 3, 4 & 5
3	AE 1310 03	Plastic bush	1	1	1	
4	24 1310 08	Plug	1	1	1	
5	03 1701 09	Pin	1	1	1	
6	24 1310 02	Fare meter pinion	1	1	1	
7	24 1302 09	Fare meter gear	1	1	1	
8	24 1302 14	Bush	1	1	1	
9	23 1613 05	Grease nipple	1	1	1	
10	39 0897 04	Hex bolt	1	1	1	
11	39 0292 15	Hex nut	1	1	1	
12	59 0400 29	Hex bolt flange type	3	3	3	
13	AA 1310 04	Gasket	1	1	1	
14	AA 2510 01	Fare meter cable comp.	1	1	1	
15	AA 2510 03	Inner cable (Fare meter)	1	1	1	



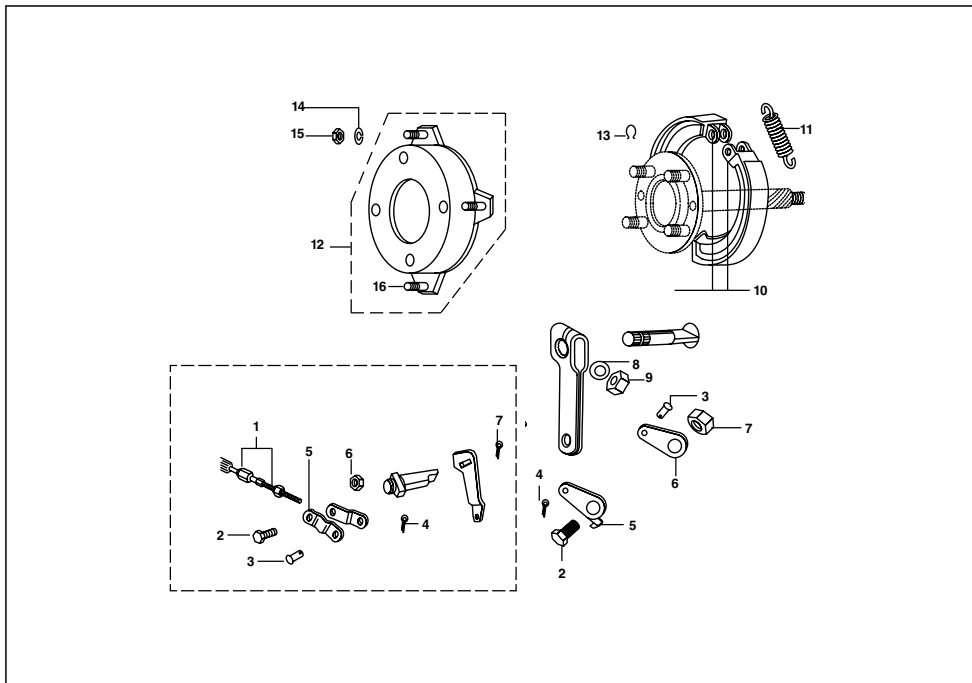
No.	Part No.	Description	Qty/Veh.			Remarks
			PET	CNG	LPG	
1	AA 1410 56	Fuel tank plastic	1	--	--	
2	24 1612 97	Clip nut	3	--	--	
3	24 1411 38	Fuel pipe tank to cock (blue)	1	--	--	
4	24 1411 39	Fuel pipe tank to cock (gray)	1	--	--	
5	24 1411 40	Fuel tube cock to filter	1	--	--	
6	DZ 1410 76	Cap fuel tank	1	--	--	
7	AA 1410 59	Fuel tube filter to carbu.	1	--	--	
8	24 1216 52	Fuel filter	1	--	--	
9	24 1411 13	Breather tube	1	--	--	
10	33 1410 07	Clamp	5	--	--	
11	BA 1220 05	T joint	1	--	--	
12	39 1556 04	Bolts for fuel tank mtg.	3	--	--	
13	24 1411 30	Fuel cock assly.	1	--	--	
14	BA 1220 03	Fuel pipe clip	4	--	--	
15	24 1411 31	Bracket fuel tank mtg	1	--	--	



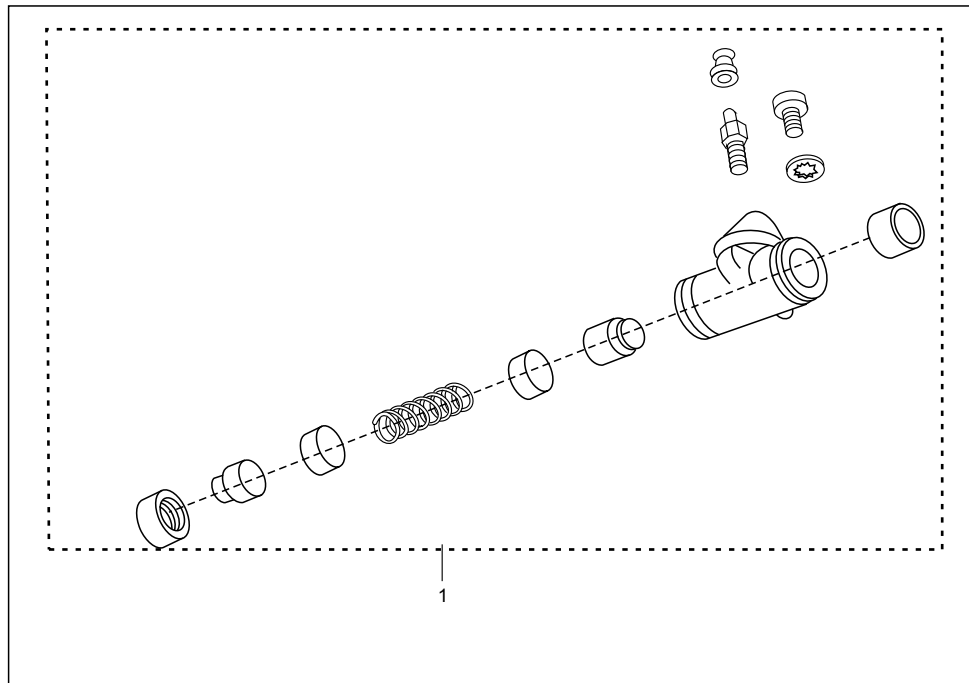
No.	Part No.	Description	Qty/Veh.			Remarks
			PET	CNG	LPG	
16	24 1411 32	Pulley tap side	1	--	--	
17	24 1411 33	Pulley Knob side	1	--	--	
18	24 1411 36	Bracket fuel knob mounting	1	--	--	
19	24 1411 37	Knob fuel tap operation	1	--	--	
20	24 1411 34	Insert for knob mounting	2	--	--	
21	24 1411 35	Spacer for knob mounting	2	--	--	
22	39 0009 01	Screw pan cross	1	--	--	
23	39 0921 01	Screw pan cross M4	1	--	--	
24	24 1911 36	Cable fuel cock operating - Greay	1	--	--	
25	24 1911 37	Cable fuel cock operating - Black	1	--	--	
26	39 2711 15	Flange nut	2	--	--	
27	39 1673 04	Flange bolt	2	--	--	
28	39 0798 15	Flange nut	2	--	--	
29	24 1613 24	Bracket fuel cock mounting	1	--	--	
30	24 1411 48	Fuel Cock with Caldes	1	--	--	



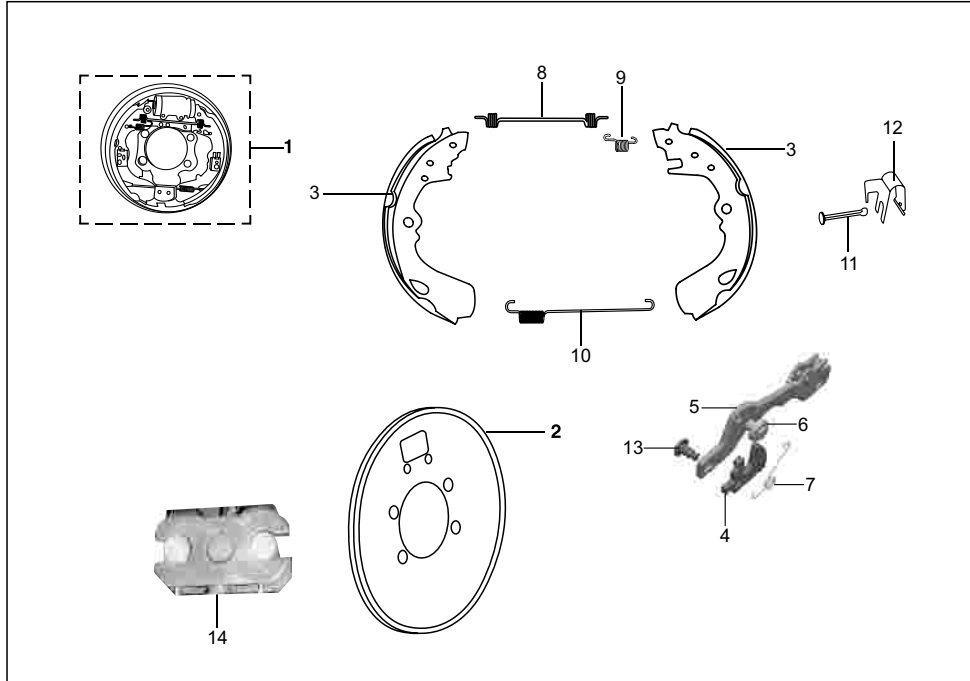
No.	Part No.	Description	Qty/Veh.			Remarks
			PET	CNG	LPG	
1	24 1410 94	Tank fuel 3 lit	--	1	1	
2	24 1612 67	Clip nut	--	3	3	
3	AM 1410 04	Fuel tube tank to filter	--	1	1	
4	24 1411 25	Fuel tube filter to solenoid	--	1	1	
5	DD 1210 13	Fuel filter	--	1	1	
6	HA 2010 07	Petrol solenoid	--	1	1	
7	AA 1410 57	Fuel pipe solenoid to carb.	--	1	1	
8	39 1556 04	Bolt hex head flanged	--	3	3	
9	33 1410 07	Clamp	--	3	3	
10	33 1410 08	Clamp	--	3	3	
11	AP 1410 08	Cap fuel tank	--	1	1	



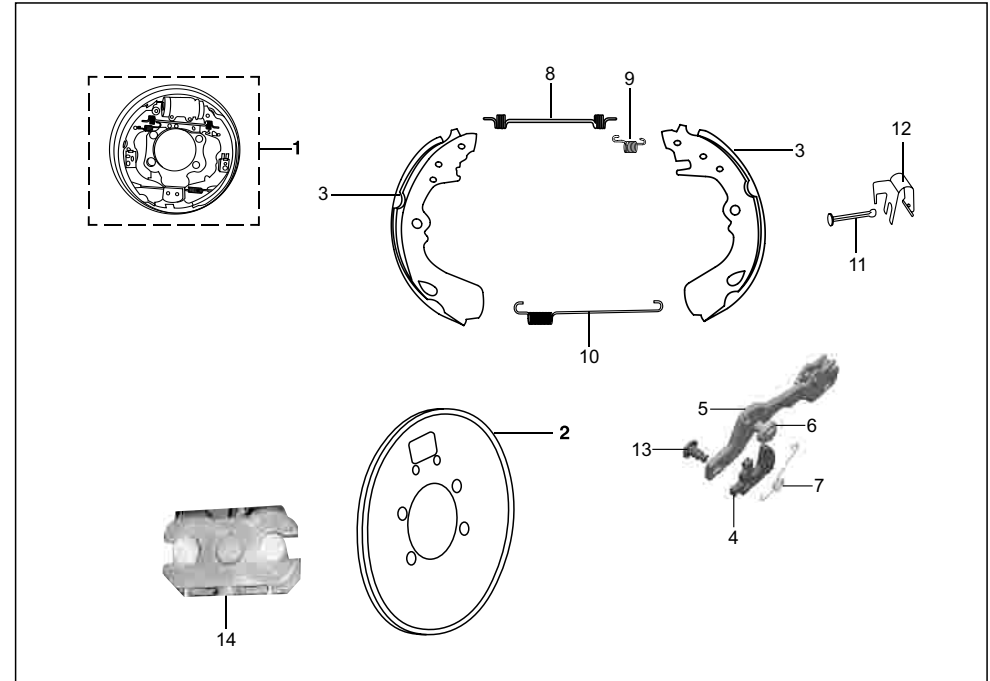
No.	Part No.	Description	Qty/Veh.			Remarks
			PET	CNG	LPG	
1	05 1010 83	Adjuster with nut	1	--	--	
2	01 1501 12	Bolt for tightening br. linkage	1	--	--	
3	03 1501 11	Pin	1	--	--	
4	39 0151 08	Split pin	1	--	--	
5	01 1501 09	Front brake link	1	--	--	
6	39 0299 15	Nut	1	--	--	
7	39 0146 08	Split pin	1	--	--	
8	39 0199 11	Plain washer	1	--	--	
9	39 0798 15	Nut	1	--	--	
10	22 1510 36	Front brake shoe assembly	1	--	--	
11	22 1510 40	Extension spring	2	--	--	
12	22 1511 06	Fr. Brake drum assly	1	--	--	
13	01 1502 09	Spring lock	1	--	--	
14	39 0265 12	Spring washer	4	--	--	
15	39 0694 15	Hexagon lock nut	4	--	--	
16	39 1140 04	Bolt brake drum	4	--	--	



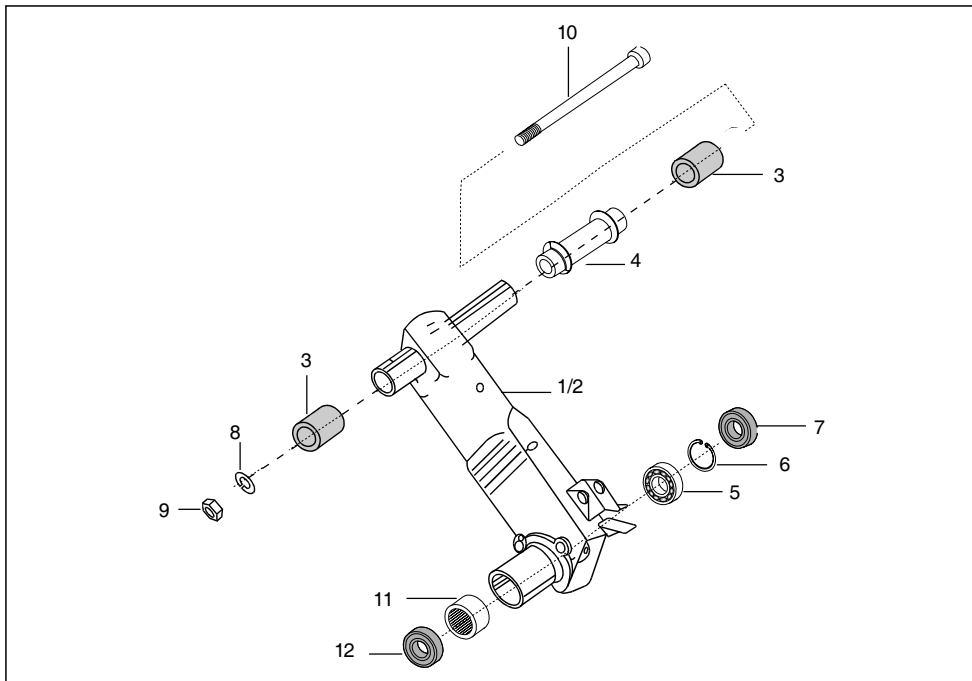
No.	Part No.	Description	Qty/Veh.			Remarks
			PET	CNG	LPG	
1	24 1510 99	Wheel cylinder assly	1	1	1	
	AB 1510 90	Wheel cylinder assly(dia.22.22)	1	1	1	
2	24 1511 07	Major kit	1	1	1	for 24151099
	AB 1510 92	Major kit	1	1	1	for AB151090
3	24 1511 08	Minor kit	1	1	1	For 24151099
	AB 1510 93	Minor kit	1	1	1	for AB151090



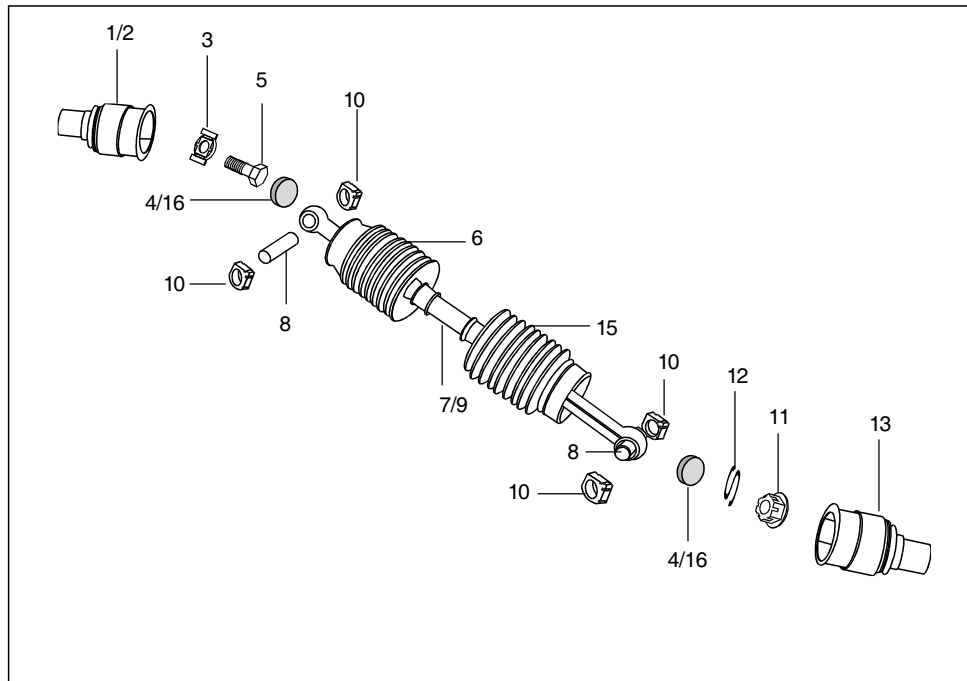
No.	Part No.	Description	Qty/Veh.			Remarks
			PET	CNG	LPG	
1	24 1711 33	Panel assy. front	1	1	1	Not Serviceable
	24 1511 19	Panel assy LH	1	1	1	
	24 1511 20	Panel assy RH	1	1	1	
2	AP 1510 17	Back panel assy front	1	1	1	
	24 1511 67	Back panel assy front	1	1	1	
	24 1511 74	Back plate assy. LH	1	1	1	
3	24 1511 78	Back Plate assy. RH	1	1	1	
	24 1511 36	Brake shoe assly.	1	1	1	
	24 1511 30	Plate ratchet	3	3	3	
4	24 1511 29	Strut plate front	1	1	2	
	24 1511 44	Strut plate LH	1	1	1	
	24 1511 51	Strut plate RH	1	1	1	
6	24 1511 31	Pinion	3	3	3	
7	24 1511 32	Spring strut LH	1	1	1	
	24 1511 52	Spring strut RH	1	1	1	
8	24 1511 33	Spring main	3	3	3	
9	24 1511 34	Spring strut LH holding	3	3	3	
10	24 1511 35	Spring shoe holding	3	3	3	
11	24 1511 37	Pin pivot shoe	6	6	6	
12	24 1511 38	Spring shoe clamping	6	6	6	



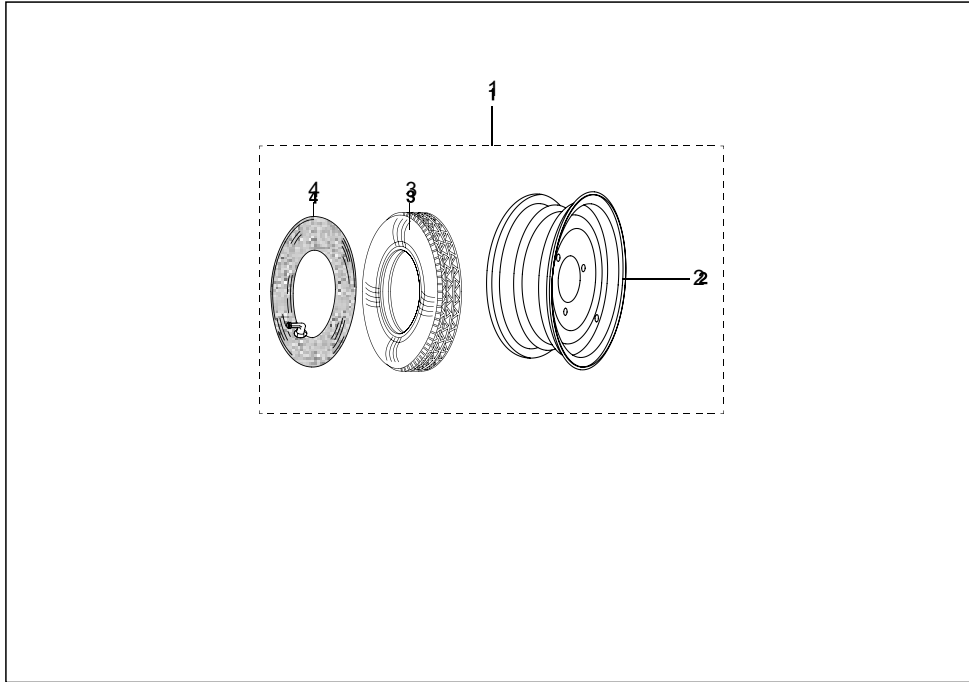
No.	Part No.	Description	Qty/Veh.			Remarks
			PET	CNG	LPG	
13	24 1511 39	Pin ratchet	3	3	3	Not Serviceable
14	24 1510 67	Bracket rear cable guide	1	1	1	For 24151067 N.I.
15	24 1510 68	Pin rear cable guide	1	1	1	
16	24 1510 69	Spacer	1	1	1	For 24151067 N.I.
17	24 1511 69	Strut assembly front Complete	1	1	1	Include fig. 4,5,6,7 & 13
	24 1511 76	Strut assembly LH Complete	1	1	1	Include fig. 4,5,6,7 & 13
	24 1511 80	Strut assembly RH Complete	1	1	1	Include fig. 4,5,6,7 & 13
18	24 1511 70	Ratchet kit (Fr. & LH)	1	1	1	Include fig. 4,7 & 13
	24 1511 81	Ratchet kit (RH)	1	1	1	Include fig. 4,7 & 13
19	24 1511 71	Brake shoe kit	1	1	1	Include fig. 3,7,11 & 12
20	24 1511 72	Shoe clamp spring kit	1	1	1	Include fig. 11& 12
21	24 1511 73	Spring kit (Common for Front & LH)	1	1	1	Include fig. 8,9 & 10
	24 1511 82	Spring Kit RH	1	1	1	Include fig. 8,9 & 10
22	24 1511 68	Auto Adjuster assy front	1	1	1	Include fig. 5 & 6
	24 1511 75	Auto adjuster assy rear LH	1	1	1	Include fig. 5 & 6
	24 1511 79	Auto adjuster assy rear RH	1	1	1	Include fig. 5 & 6



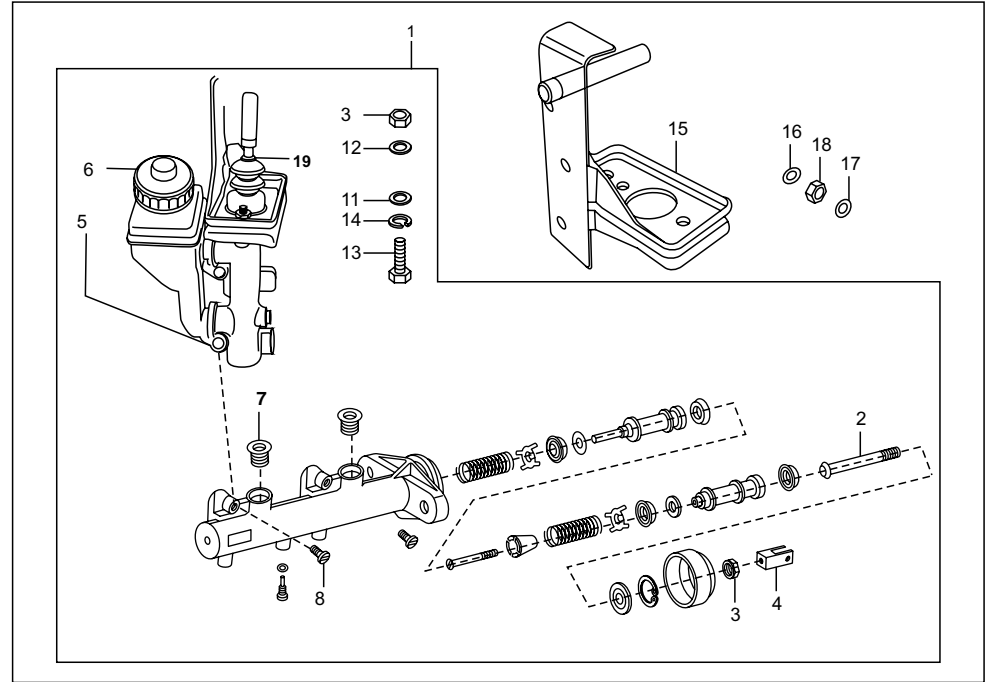
No.	Part No.	Description	Qty/Veh.			Remarks
			PET	CNG	LPG	
1	24 1711 21	Trailing arm assly. RH	1	1	1	
2	24 1711 20	Trailing arm assly. LH	1	1	1	
3	AA 1710 06	Silent bush - Trailing arm	4	4	4	
4	AA 1710 07	Distance piece assly.	2	2	2	
5	01 1003 42	Ball bearing	2	2	2	
6	39 0342 17	Circlip	2	2	2	
7	24 1710 24	Oil seal	2	2	2	
8	39 0269 12	Spring washer	2	2	2	
9	39 0303 15	Nut	2	2	2	
10	AA 1710 11	Pivot pin assly	2	2	2	
11	59 2000 12	Needle bush	2	2	2	
12	22 1710 07	Oil seal	2	2	2	
13	AL 1710 79	Spacer for flange	2	2	2	
14	05 1010 56	Spacer Sintered	4	4	4	N.I.



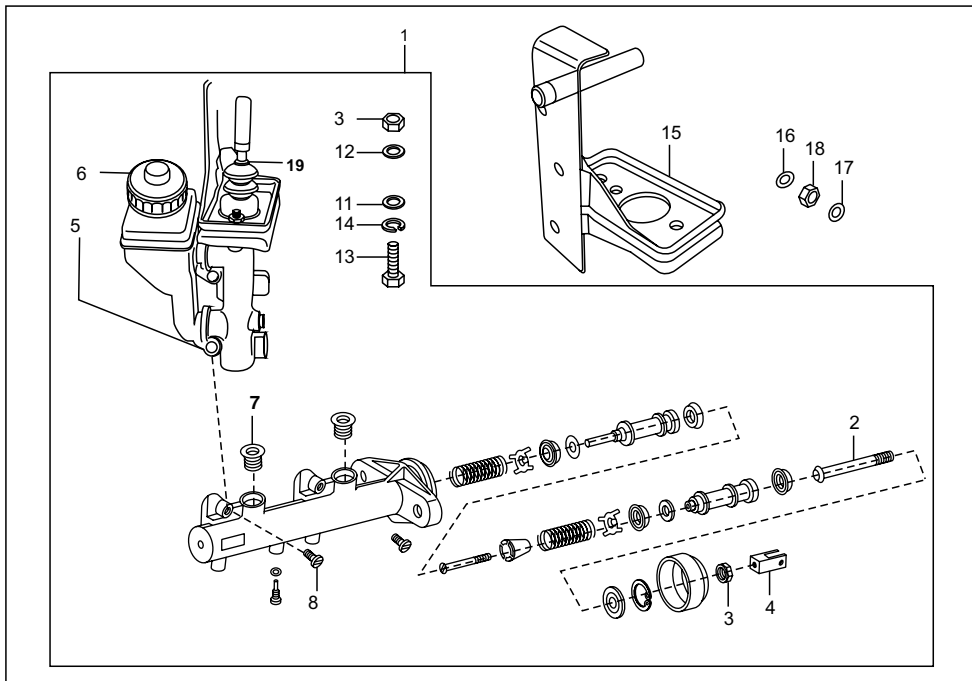
No.	Part No.	Description	Qty/Veh.			Remarks
			PET	CNG	LPG	
1	BA 1321 72	Flange assly (Differential gear)	1	1	1	
2	BA 1321 71	Flange assly (Satellite Gear)	1	1	1	
3	24 1710 14	Lock washer assly	4	4	4	
4	24 1704 27	Rubber buffer	2	2	2	
5	39 0119 04	Bolt	4	4	4	
6	AA 1310 24	Bellow (Differential flange)	2	2	2	
7	BA 1322 42	Propeller shaft assly (LH)	1	1	1	Increased length
8	BA 1321 12	Propeller shaft assly (LH)	1	1	1	
9	24 1704 25	Pin	4	4	4	
10	BA 1322 39	Propeller shaft assly (RH)	1	1	1	Increased length
11	BA 1321 11	Propeller shaft assly (RH)	1	1	1	
12	AL 1710 65	Slider block	8	8	8	
13	39 1182 15	Nut	2	2	2	
14	24 1710 66	Spring clip	2	2	2	
15	BA 1321 73	Flange assly. (Wheel side)	2	2	2	
16	24 1710 76	Bellow (Propeller shaft)	2	2	2	
17	36 AL00 01	Slider block kit	1	1	1	N.I.
18	24 1704 27	Rubber buffer	2	2	2	



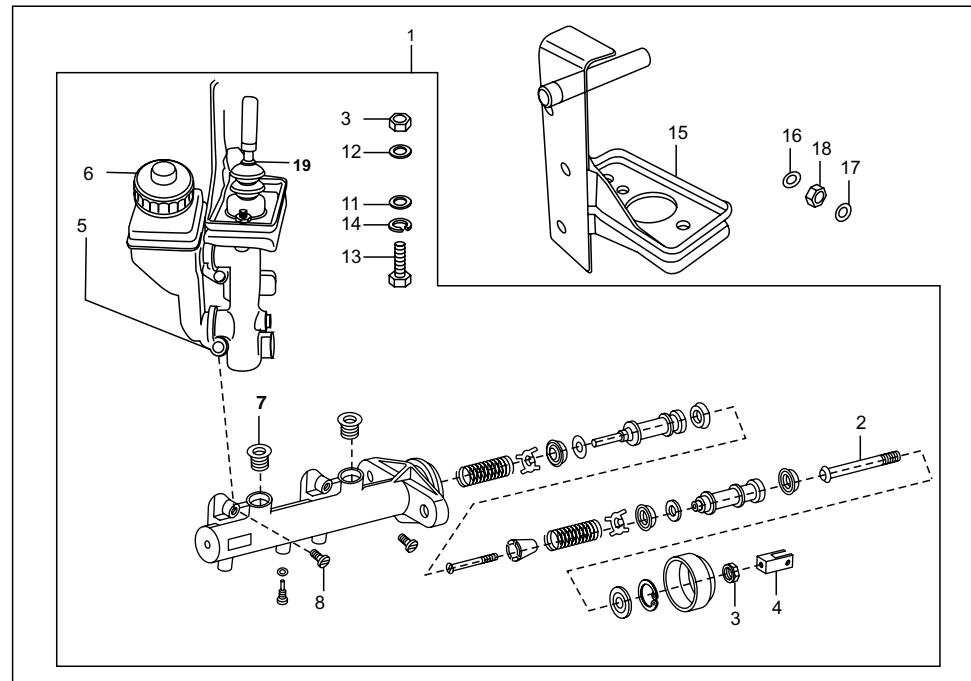
No.	Part No.	Description	Qty/Veh.			Remarks
			PET	CNG	LPG	
1	22 1510 44	Wheel Comp.	4	4	4	Not to Service
2	24 1511 10	Wheel rim assly	4	4	4	w/o tube tyre
3	21 1503 07	Tyre 4.00 x 8"	4	4	4	Not to service
4	21 1503 06	Tube for tyre	4	4	4	Not to service



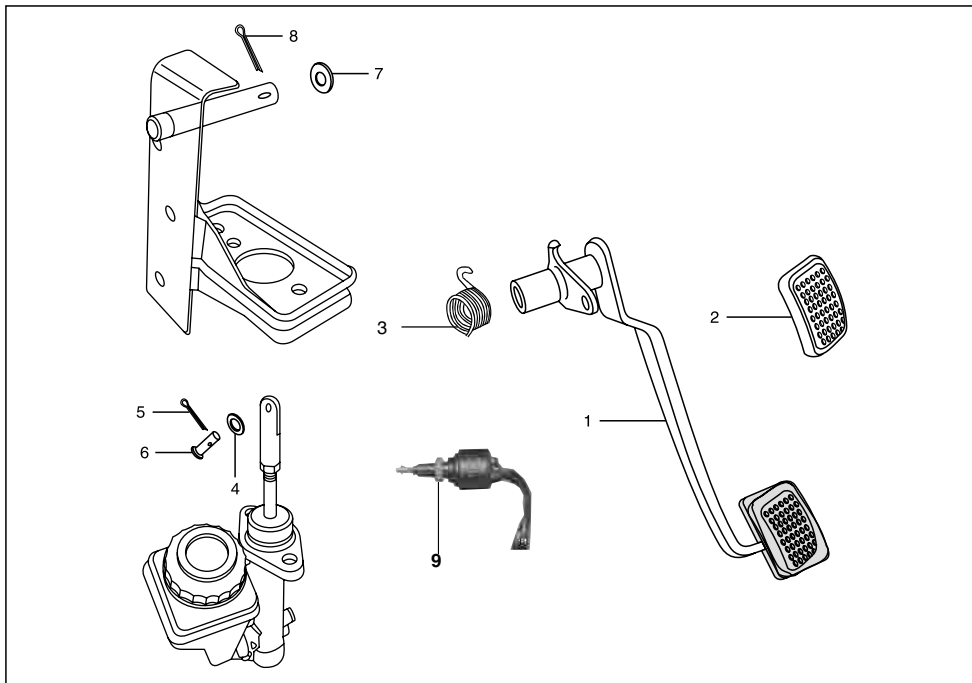
No.	Part No.	Description	Qty/Veh.			Remarks
			PET	CNG	LPG	
1	AB 1510 63	TMC comp with oil contrainer	1	1	1	KBX make
	24 1511 55	TMC comp with oil contrainer	1	1	1	Endurance make
2	AB 1510 69	Push rod complete	1	1	1	For AB151063 KBX make
	24 1510 87	Push rod complete	1	1	1	For 24151155
3	39 0294 15	Hexagon nut	3	3	3	For AB151063 KBX make
	24 1510 94	Hexagon nut	3	3	3	For 24151155 Endurance
4	AB 1510 07	Fork brake actuation	1	1	1	For AB151063 KBX make
	24 1510 90	Fork rod push	1	1	1	For 24151155 Endurance
5	AB 1511 04	Oil container with cap	1	1	1	For AB151063 KBX make
	AB 1510 54	Oil container with cap	1	1	1	For 24151155 Endurance
6	AB 1511 05	Cap br. oil reservoir	1	1	1	For AB151063 KBX make
	AB 1510 72	Cap br. oil reservoir	1	1	1	For 24151155 Endurance



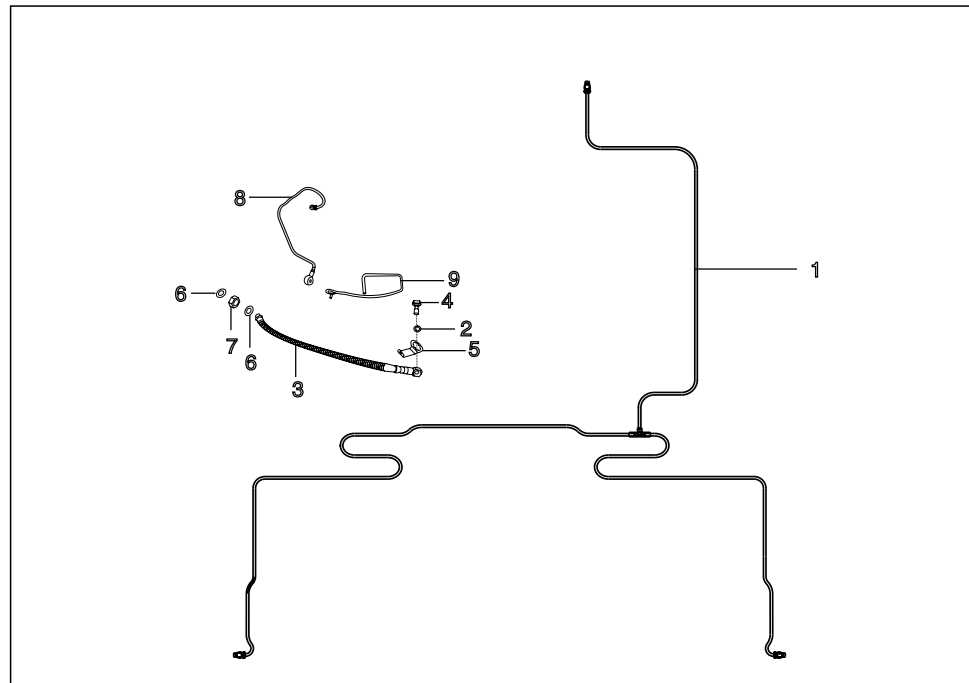
No.	Part No.	Description	Qty/Veh.			Remarks
			PET	CNG	LPG	
7	AB 1510 71	Grommet oil reservoir	2	2	2	For AB151063 KBX make
8	39 0761 01	Screw pan cross	2	2	2	For AB151063 KBX make
	24 1510 93	Screw reservoir mtg.	2	2	2	For 24151155 Endurance
9	AB 1510 73	Major kit	1	1	1	For AB151063 KBX make
	24 1510 97	Major kit	1	1	1	For 24151155 Endurance
10	AB 1510 74	Minor kit	1	1	1	For AB151063 KBX make
	24 1510 98	Minor kit	1	1	1	For 24151155 Endurance
11	39 1224 11	Plain washer	2	2	2	
12	39 1582 11	Plain washer	2	2	2	
13	39 1389 04	Hexagon bolt	2	2	2	For AB151063 KBX make
	24 1510 95	Hexagon bolt	2	2	2	For 24151155 Endurance
14	39 0788 12	Spring washer	2	2	2	
15	BA 1611 34	Bracket master cylinder mtg.	1	1	1	



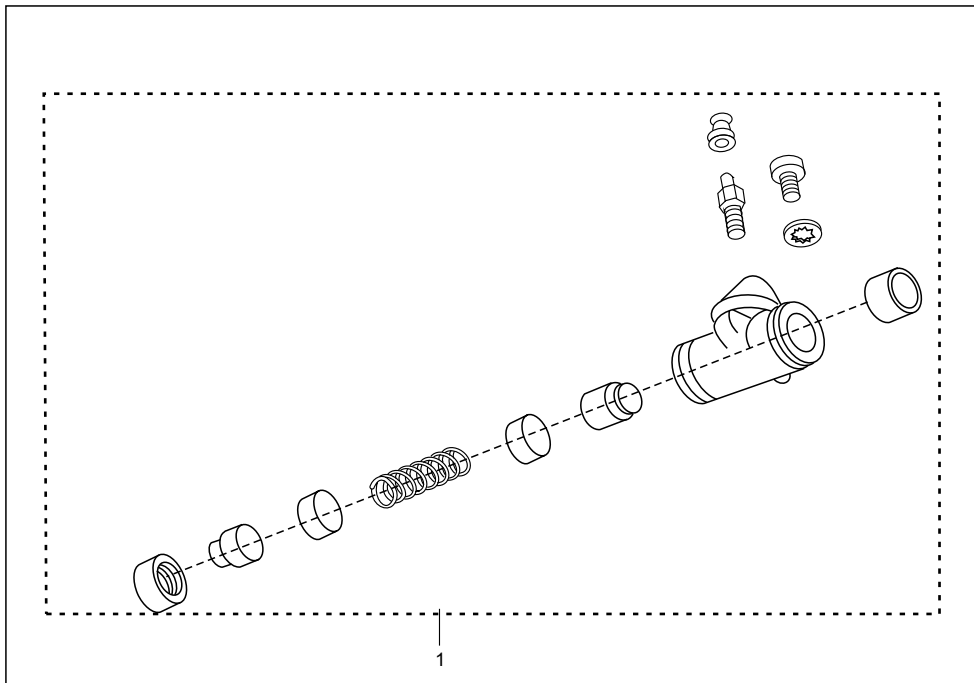
No.	Part No.	Description	Qty/Veh.			Remarks
			PET	CNG	LPG	
16	39 0200 11	Plain washer	3	3	3	
17	39 0265 12	Plain washer	3	3	3	
18	39 0310 15	Hex nut	3	3	3	
19	24 1510 79	Boot ring	1	1	1	For 24151155 Endurance



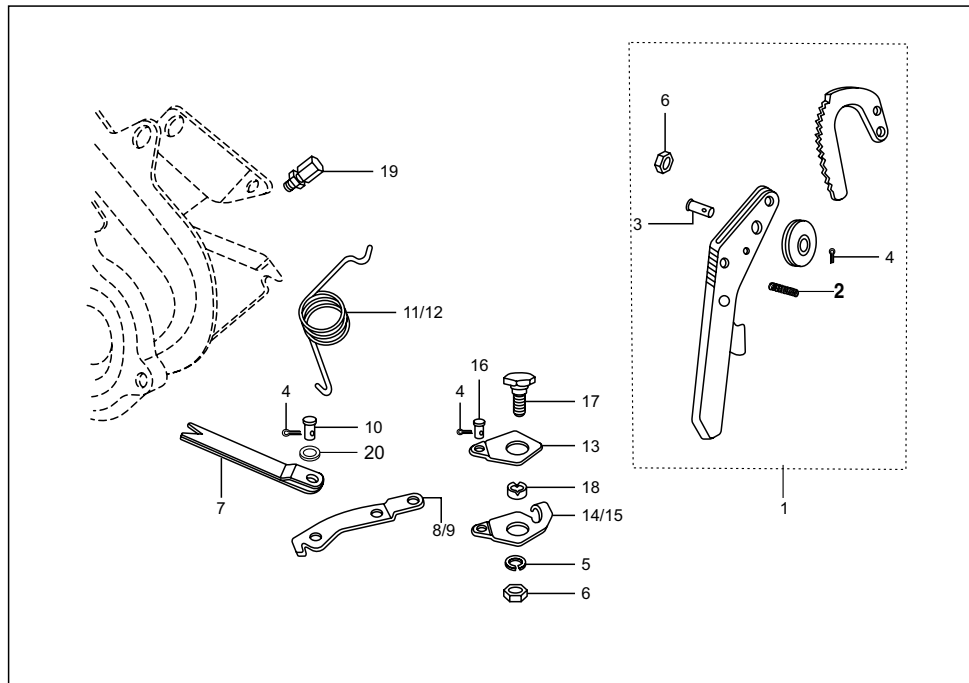
No.	Part No.	Description	Qty/Veh.			Remarks
			PET	CNG	LPG	
1	AB 1511 26	Brake pedal assly	1	1	1	
2	BA 1910 29	Pad- Clutch pedal	1	1	1	
3	AB 1510 14	Spring brake pedal retainer	1	1	1	
4	39 0208 11	Plain washer	2	2	2	
5	39 0147 08	Split pin	1	1	1	
6	39 1702 07	Clevis pin with head	1	1	1	
7	39 0199 11	Plain washer	1	1	1	
8	39 0146 08	Split pin	1	1	1	
9	AF 2010 94	Brake switch	1	1	1	



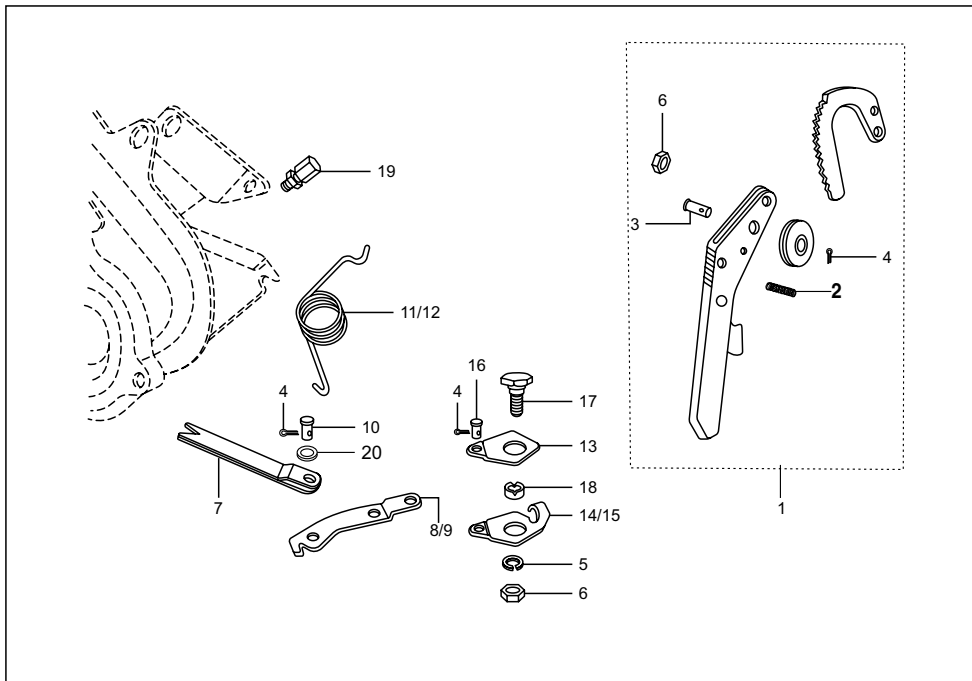
No.	Part No.	Description	Qty/Veh.			Remarks
			PET	CNG	LPG	
1	AA 1510 36	Single piece brake pipe	1	1	1	
2	21 1504 22	Packing	2	2	2	
3	AB 1510 48	Flexible brake tube	1	1	1	
4	AB 1510 49	Banjo bolt	1	1	1	
5	AB 1510 51	Lock clip banjo bolt	1	1	1	
6	39 1663 11	Plain washer	2	2	2	
7	39 1753 15	Hexagon nut	1	1	1	
8	AB 1510 52	Brake pipe assly. front	1	1	1	
9	DD 1610 13	Guide flexible hose	1	1	1	
10	BG 1138 04	Bush Collar Type	1	1	1	For Brake Pipe Mtg with Trailing Arm (N.I.)



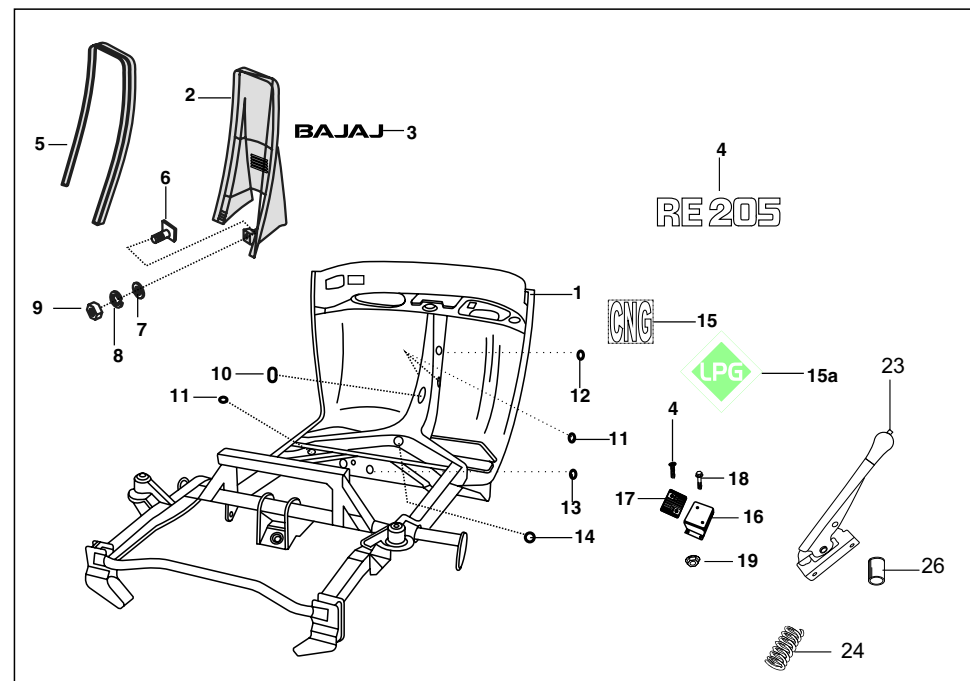
No.	Part No.	Description	Qty/Veh.			Remarks
			PET	CNG	LPG	
1	AB 1510 91	Wheel cylinder assly.(dia.25.4)	2	2	2	
2A	AB 1510 94	Major kit	2	2	2	
2B	AB 1510 95	Minor kit	2	2	2	



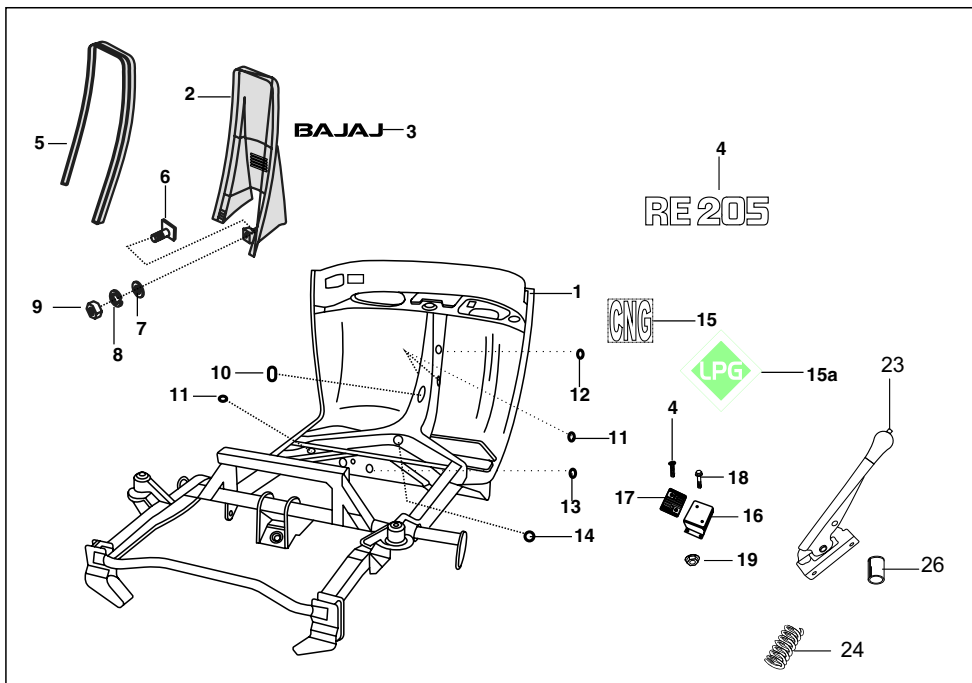
No.	Part No.	Description	Qty/Veh.			Remarks
			PET	CNG	LPG	
1	24 1510 61	Hand brake comp.	1	1	1	For Auto adj. brake system
2	22 1505 24	Spring	1	1	1	
3	21 1504 20	Fork pin	1	1	1	
4	24 1511 47	Split pin	2	2	2	For auto adj. brake sys.
5	39 1828 12	Spring washer	1	1	1	
6	39 0694 15	Flange Nut	2	2	2	
7	22 1505 15	Hand brake strut	2	2	2	
8	24 1511 54	Hand brake lever RH	1	1	1	For auto adj. brake sys.
9	24 1511 45	Hand brake lever LH	1	1	1	For auto adj. brake sys.
10	24 1511 46	Pin pivot	1	1	1	For auto adj. brake sys.



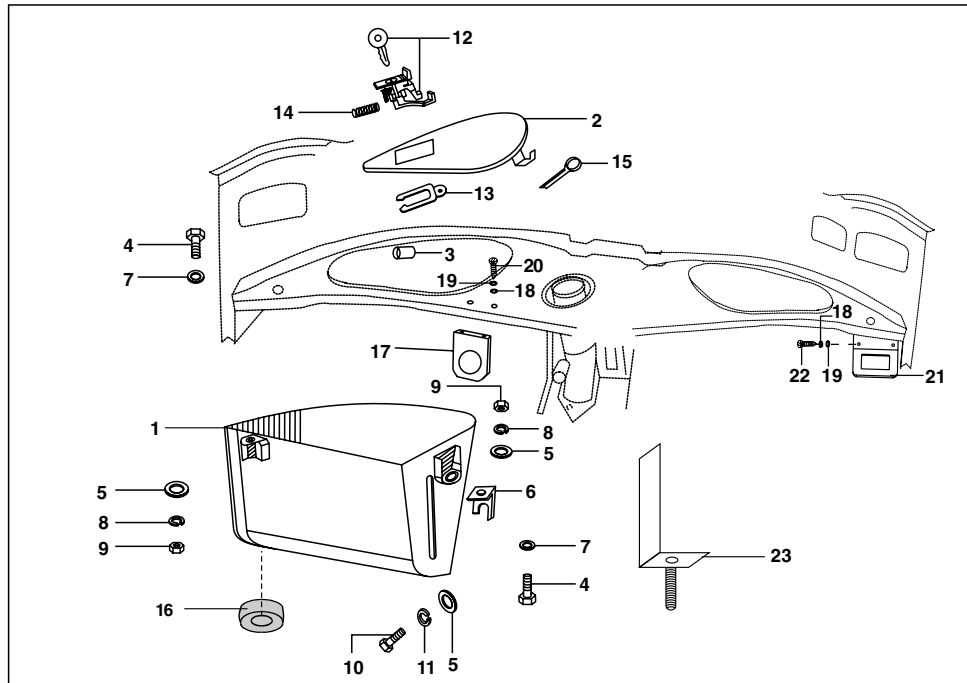
No.	Part No.	Description	Qty/Veh.			Remarks
			PET	CNG	LPG	
11	24 1505 06	Return spring RH	1	1	1	
12	24 1505 07	Return spring LH	1	1	1	
13	22 1505 20	Link	2	2	2	
14	22 1510 63	Plate LH	1	1	1	
15	22 1510 64	Plate RH	1	1	1	
16	22 1505 25	Pin	2	2	2	
17	39 0106 04	Bolt	2	2	2	
18	22 1505 22	Distance piece	2	2	2	
19	05 1510 12	Adjuster with nut	2	2	2	
20	24 1511 48	Plain washer	2	2	2	



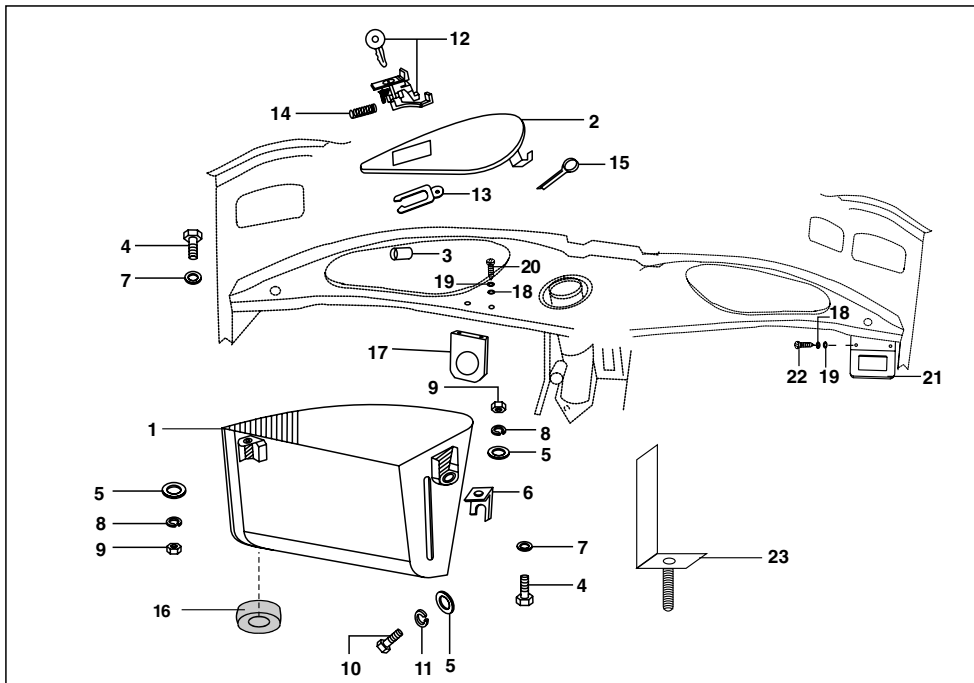
No.	Part No.	Description	Qty/Veh.			Remarks
			PET	CNG	LPG	
1	AA 1611 72	Assly. Bare Chassis	1	--	--	
	AM 1610 46	Bare Chassis Complete	--	1	1	
2	AB 1612 12	Steering cover.	1	1	1	
3	24 161415	Bajaj	1	1	1	
4	AA 2312 09	RE 205 lable	1	--	--	
5	22 1602 35	Rubber beading	1	1	1	
6	22 1602 36	Bolt /Plate assly	2	2	2	
7	39 0219 11	Plain washer	2	2	2	
8	39 0263 12	Spring washer	2	2	2	



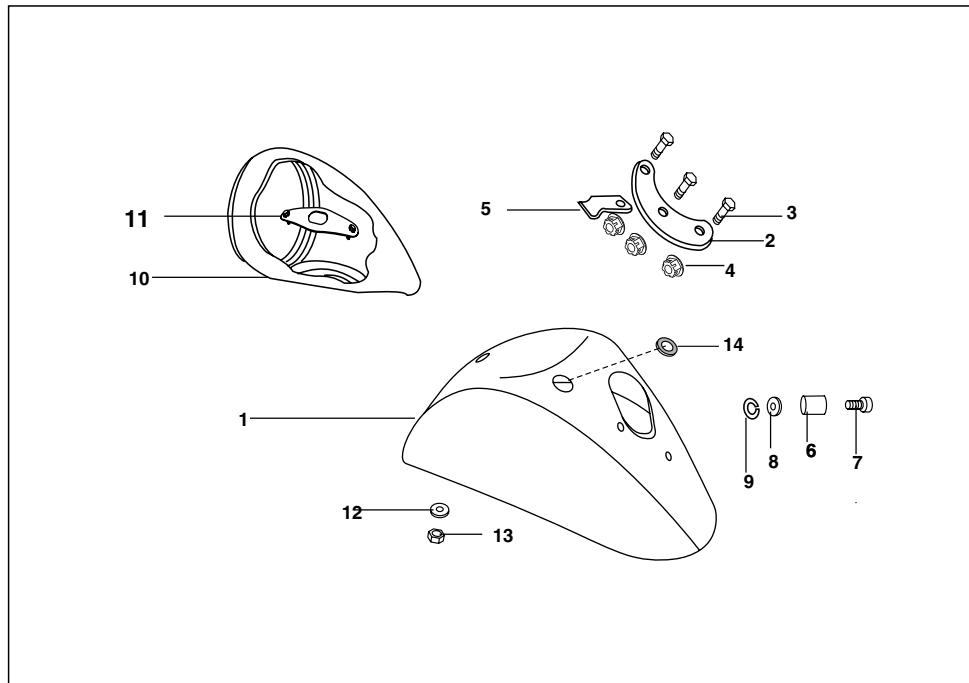
No.	Part No.	Description	Qty/Veh.			Remarks
			PET	CNG	LPG	
9	39 0292 15	Hex nut	2	2	2	
10	39 2508 23	Cut grommet	2	2	2	
11	24 1610 61	Grommet	2	2	2	
12	39 2373 23	Grommet	1	1	1	
13	22 2001 61	Grommet	1	1	1	
14	39 2374 56	Grommet	1	1	1	
15	AF 1610 40	CNG lable	--	1	--	
15a	AM 1610 20	LPG lable	--	--	1	
16	24 1613 12	Heel rest	1	1	1	
17	AL 1611 79	Pad-heel rest	1	1	1	
18	39 1773 04	Flanged bolt	2	2	2	
19	39 2484 15	Flange nut	2	2	2	
20	AA 1810 06	Lock set 1000 combination	1	--	--	N.I.
21	AM 1810 01	Lock set	--	1	1	
22	19 1611 51	Fixing plug	6	6	6	
23	AA 1611 79	Lever reverse gear control	1	1	1	(Mod. Reverse Lever)
24	AZ 1610 01	Spring Tension	1	1	1	
25	AA 1910 68	Cable Comp. Reverse Gear	1	1	1	N.I.
26	AP 1610 35	Bush	1	1	1	



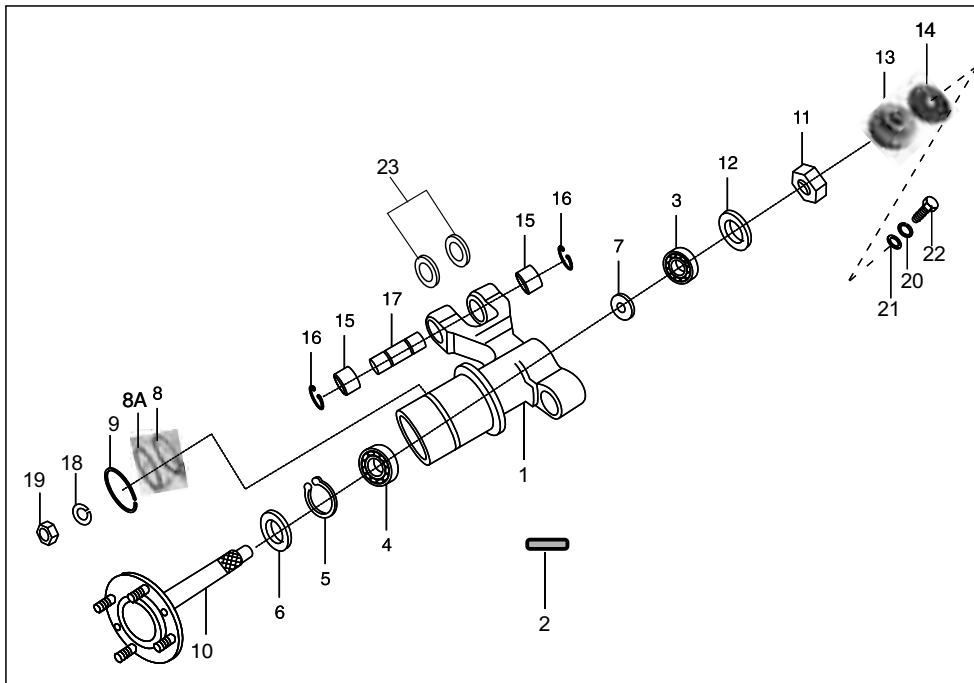
No.	Part No.	Description	Qty/Veh.			Remarks
			PET	CNG	LPG	
1	AA 1611 05	Tool box	1	1	1	
2	22 1608 05	Tool box door assembly	1	1	1	
3	22 1611 93	Packing for tool box door	4	4	4	
4	01 1605 09	Hexagon bolt	2	2	2	
5	39 0211 11	Plain washer	3	3	3	
6	24 1613 63	Bracket	1	1	1	
7	39 0197 11	Plain washer	2	--	--	For AB161054
8	39 0262 12	Spring washer	2	--	--	For AB161054
9	39 0291 15	Hexagon nut	2	2	2	
10	39 0062 04	Hexagon bolt	1	1	1	
11	39 0265 12	Spring washer	1	1	1	
12	24 1614 09	Tool Box Lock-Plastic	1	1	1	With key
13	06 1607 12	Holding plate for lock	1	1	1	
14	06 1607 13	Spring for lock	1	1	1	
15	39 0156 08	Split pin	1	1	1	
16	15 1410 13	Grommet	1	1	1	For Coupler type switch



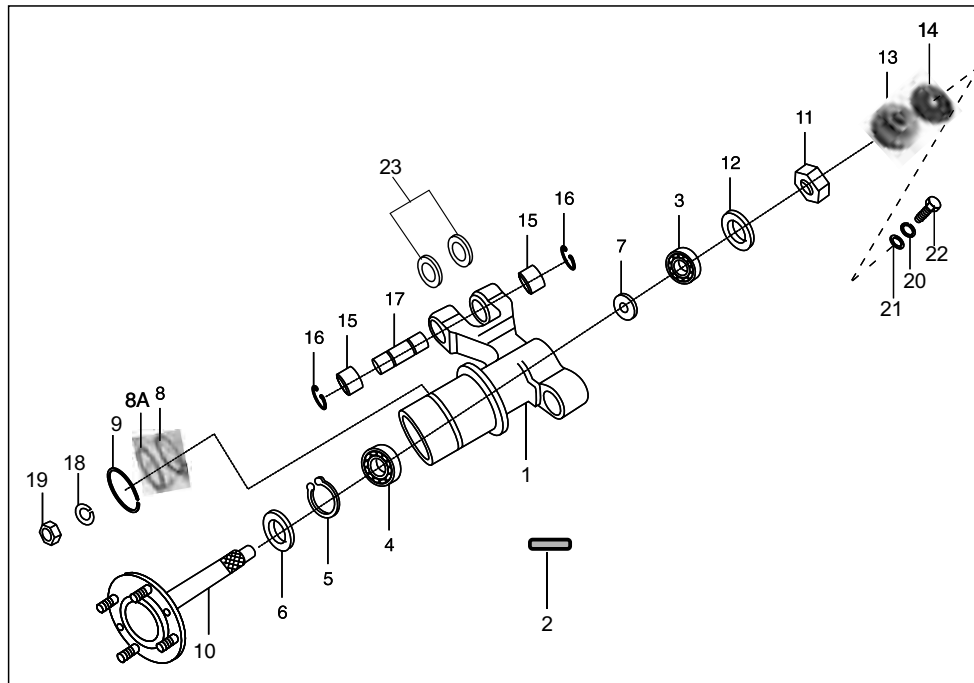
No.	Part No.	Description	Qty/Veh.			Remarks
			PET	CNG	LPG	
17	AF 1610 41	Bracket ignition switch	1	1	1	For fixing Bracket Ing. switch
18	39 0263 12	Spring washer	2	2	2	
19	39 0814 11	Plain washer	4	4	4	
20	39 1942 04	Flange bolt	2	2	2	
21	AF 1610 73	Selector switch bkt.	--	1	1	
22	39 0702 01	Screw pan cross	2	2	2	
23	AA 1611 06	Flasher bkt.	1	--	--	



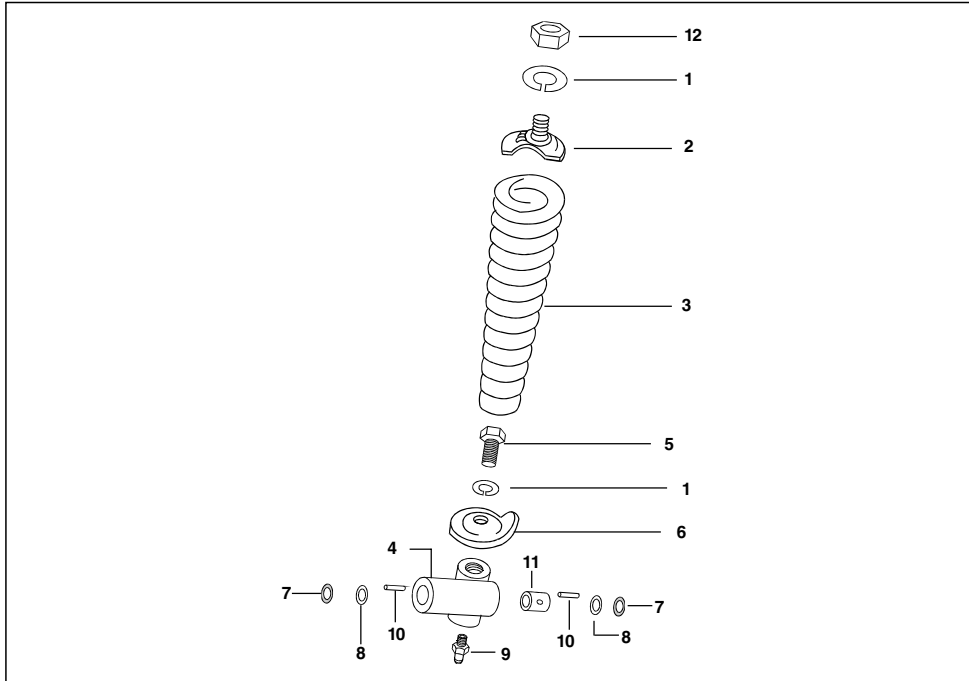
No.	Part No.	Description	Qty/Veh.			Remarks
			PET	CNG	LPG	
1	AB 1611 88	Front Mudguard assly	1	1	1	
2	AB 1611 82	Check plate fr M.grd	1	1	1	
3	39 0085 04	Bolt Hexagon head	3	3	3	
4	39 0291 15	Hexagon Nut	3	3	3	
5	AB 1611 59	Clip	1	1	1	
6	AB 1611 86	Spacer	1	1	1	
7	39 1856 04	Hex bolt	2	2	2	
8	39 0239 11	Plain Washer	2	2	2	
9	39 0263 12	Spring Washer	2	2	2	
10	AB 2010 65	Housing Head light	1	1	1	
11	AB 1611 83	Chk plate assly. H.L.hsg	1	1	1	
12	39 0198 11	Plain Washer	2	2	2	
13	39 0294 15	Nyloc Nut	2	2	2	
14	39 2373 23	Grommet	1	1	1	



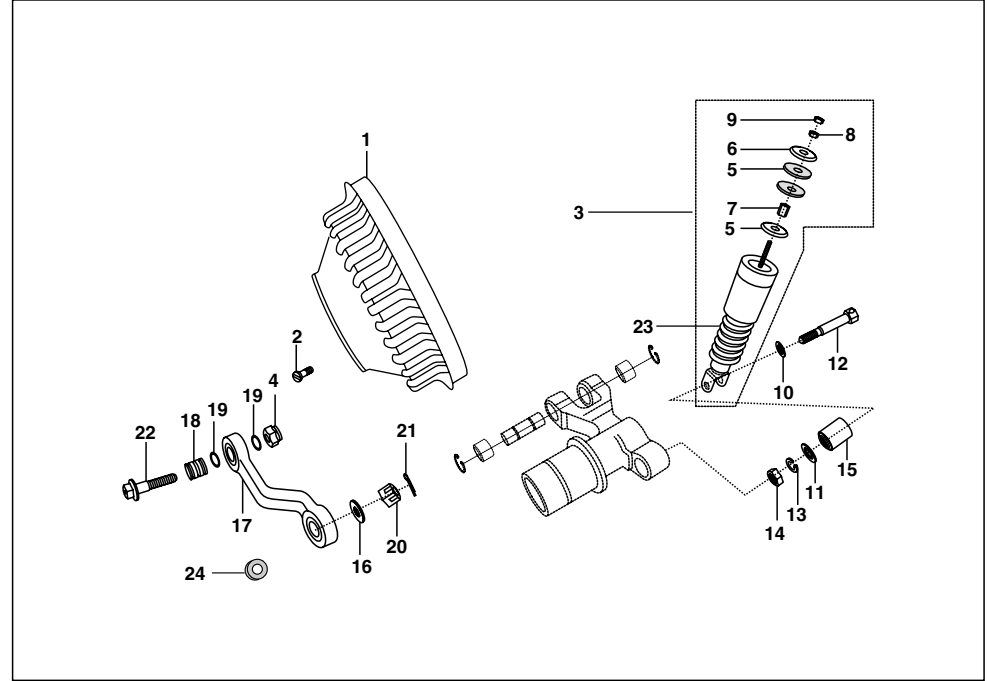
No.	Part No.	Description	Qty/Veh.			Remarks
			PET	CNG	LPG	
1	24 1711 36	Front wheel hub assly.	1	1	1	
2	03 1701 09	Pin	1	1	1	
3	39 2550 20	Ball Bearing	1	1	1	
4	39 2362 20	Ball Bearing	1	1	1	
5	39 0342 17	Internal circlip	1	1	1	
6	22 1701 15	Oil Seal	1	1	1	
7	22 1701 17	Spacer	1	1	1	
8	AB 1710 32	Belleville washer	1	1	1	
8A	AB 1710 33	Spacer- Brake panel	1	1	1	
9	39 2357 17	External circlip	1	1	1	
10	AB 1710 34	FR wheel axle assly	1	1	1	
11	01 1701 19	Nut	1	1	1	
12	22 1701 18	Spacer	1	1	1	
13	AB 1710 22	Grease cup nut	1	1	1	
14	AB 1710 23	Cap-FR wheel hub	1	1	1	
15	AB 1710 20	Needle bush	2	2	2	



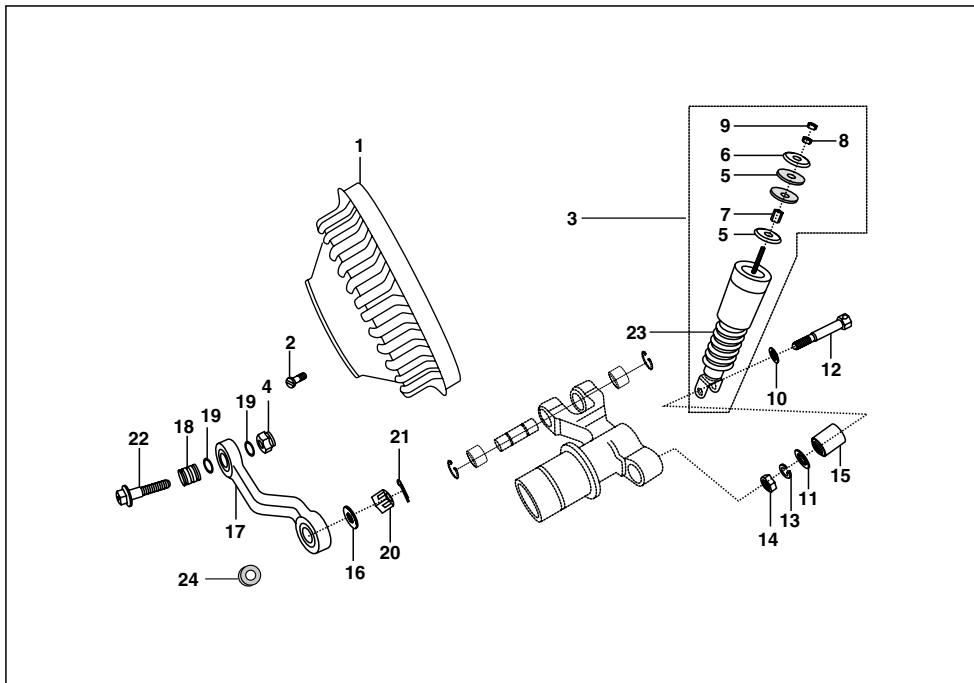
No.	Part No.	Description	Qty/Veh.			Remarks
			PET	CNG	LPG	
16	39 2444 17	Internal circlip	2	2	2	
17	24 1711 29	Pivot pin fr wh hub	1	1	1	
18	39 1828 12	Spring washer	4	4	4	
19	39 0694 15	Hex nut	4	4	4	
20	39 0262 12	Spring washer	1	1	1	Cap mounting
21	39 0230 11	Plain washer	1	1	1	Cap mounting
22	39 0840 01	Screw	1	1	1	Cap mounting
23	AB 1710 37	Washer	2	2	2	
24	36 AB40 01	Kit bush pivot	1	1	1	N.I.
	36 2440 16	Kit Pivot pin with Bush (Increased length)	1	1	1	This kit includes bush needle and pin pivot
25	05 1903 02	Gear Assly. Nylon	1	1	1	N.I.



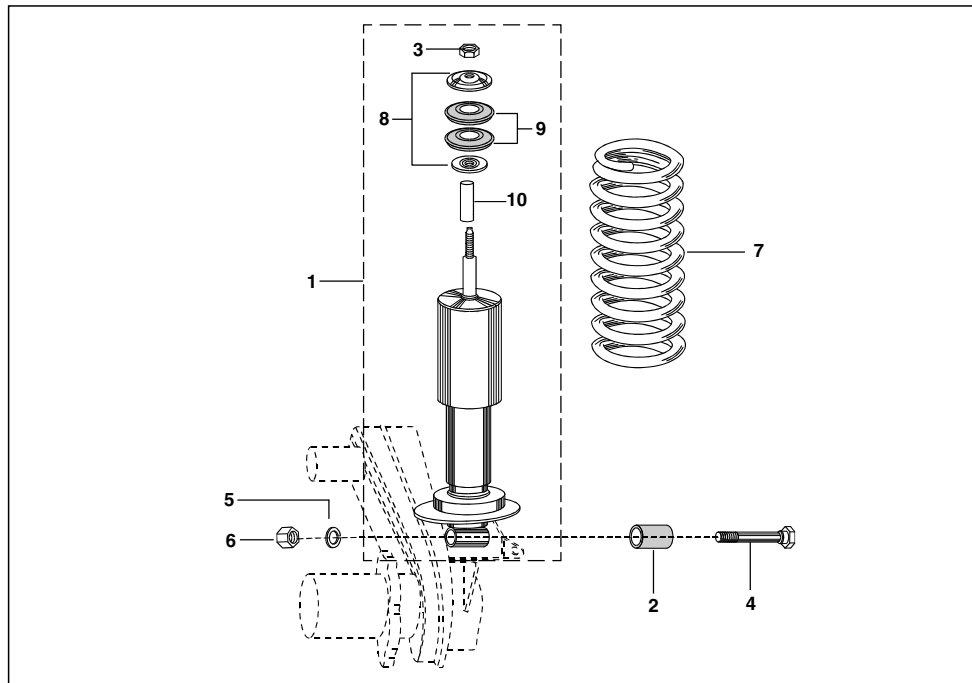
No.	Part No.	Description	Qty/Veh.			Remarks
			PET	CNG	LPG	
1	39 0265 12	Spring washer	2	2	--	
2	24 1702 06	Plate assly sp.mounting upper	1	1	--	
3	24 1702 05	Front suspension spring	1	1	--	
4	22 1710 49	Trunion	1	1	--	
5	39 0119 04	Bolt	1	1	--	
6	24 1702 08	Lower Plate	1	1	--	
7	01 1701 22	'O' ring	2	2	--	
8	39 0217 11	Plain washer	2	2	--	
9	23 1613 05	Grease nipple	1	1	--	
10	01 1010 08	Roller	36	36	--	
11	21 1701 08	Distance piece	1	1	--	
12	39 0294 15	Hex nut	1	1	--	



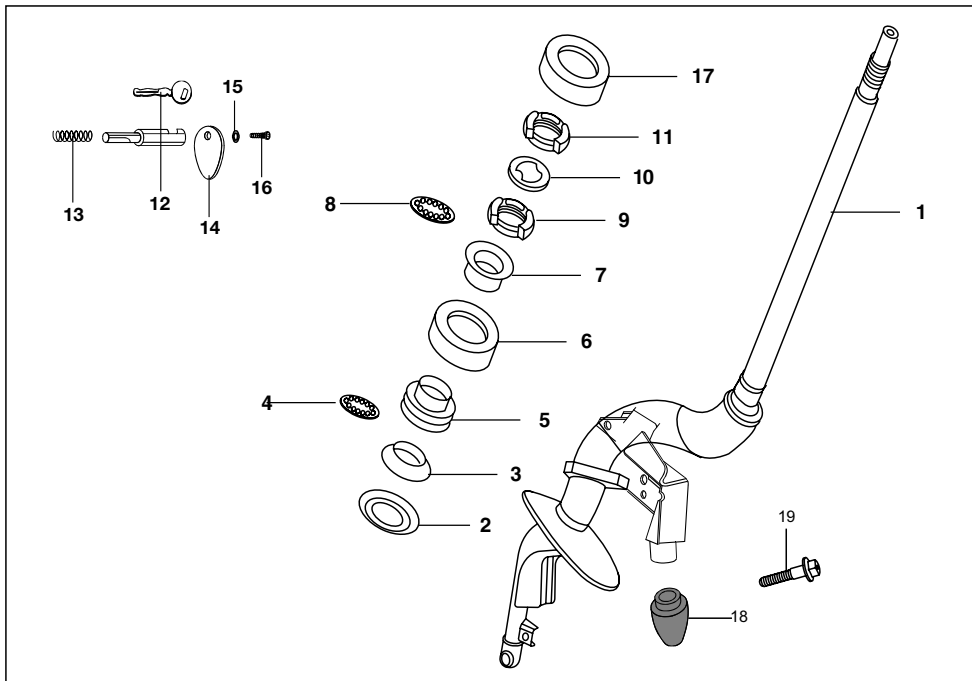
No.	Part No.	Description	Qty/Veh.			Remarks
			PET	CNG	LPG	
1	22 1511 06	Cast iron brake drum	1	1	1	
2	39 0001 01	Slot.csk head screw	2	2	2	
3	24 1711 37	Fr sh. absorber assly comp.	1	1	1	
4	39 0422 15	Nyloc nut	1	1	1	
5	AB 1710 13	Top rubber bush	2	2	2	
6	AB 1710 14	Locating cup rubber bush	2	2	2	
7	AB 1710 15	Spacer nut spring cup	1	1	1	
8	39 0295 15	Hexagoan nut	1	1	1	
9	39 0301 15	Hexagoan nut	1	1	1	
10	39 0543 11	Plain washer	1	1	1	
11	39 1054 11	Plain washer	1	1	1	
12	39 1455 04	Shoulder bolt	1	1	1	
13	39 0789 12	Washer spring	1	1	1	
14	39 0296 15	Hexagon nut	1	1	1	
15	AB 1710 16	Bush	1	1	1	



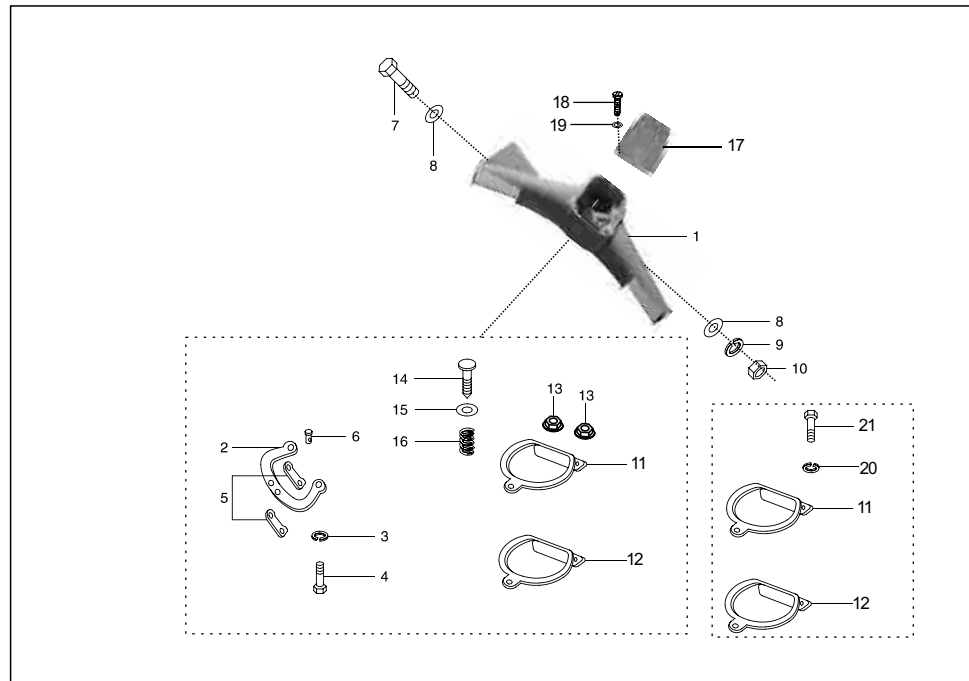
No.	Part No.	Description	Qty/Veh.			Remarks
			PET	CNG	LPG	
16	AB 1510 82	Spacer	1	1	1	
17	AB 1710 49	Link assly.	1	1	1	
18	AB 1710 29	Bush (Inner)	2	2	2	
19	39 1823 21	" O " ring	4	4	4	
20	39 0981 15	Hexagoan slot nut	1	1	1	
21	39 0630 08	Split pin	1	1	1	
22	39 1770 04	Flange bolt	1	1	1	
23	AB 1710 17	Front suspension spring	1	1	1	
24	AB 1710 40	Bush rubber	1	1	1	



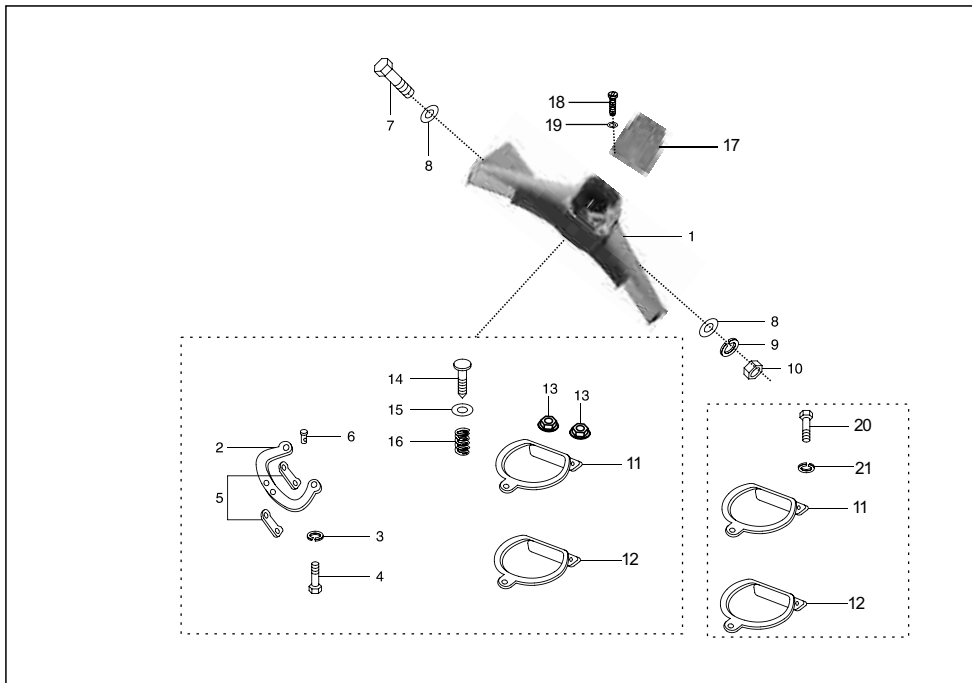
No.	Part No.	Description	Qty/Veh.			Remarks
			PET	CNG	LPG	
1	24 1710 94	Rear Shock absorber assly	2	2	2	
2	24 1710 49	Mounting rubber with sleeve	1	1	1	
3	39 1336 15	Hex nut	2	2	2	
4	24 1705 07	Bolt for Shock absorber	2	2	2	
5	39 0466 12	Spring washer	2	2	2	
6	39 0467 15	Nut	2	2	2	
7	24 1705 08	Rear suspension spring	2	2	2	
8	24 1705 05	Cup washer top side	4	4	4	
9	24 1710 55	Rubber bush	4	4	4	
10	24 1710 56	Sleeve	2	2	2	



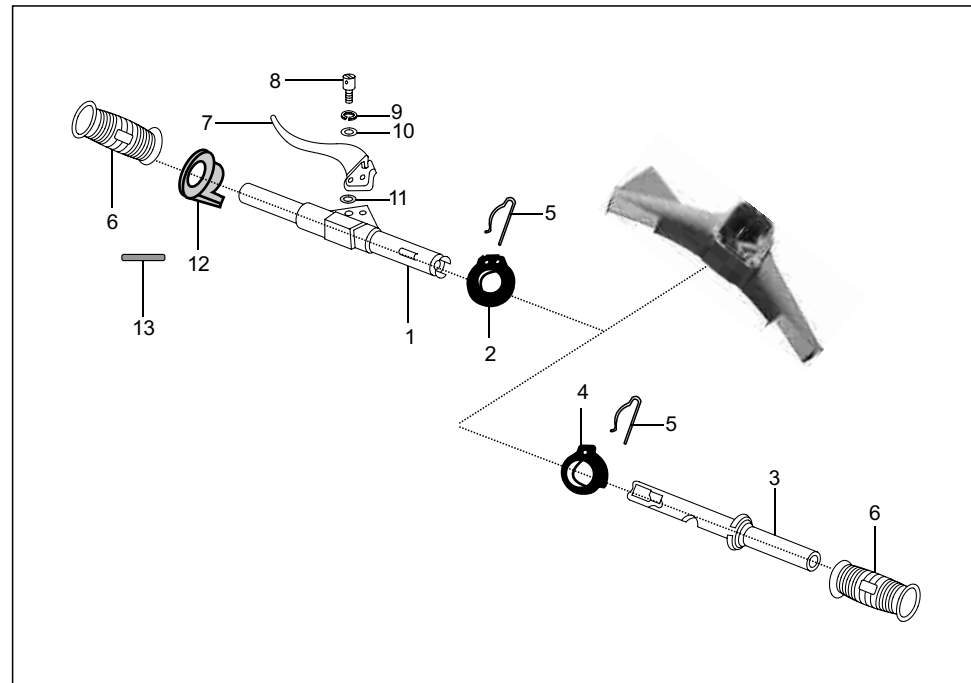
No.	Part No.	Description	Qty/Veh.			Remarks
			PET	CNG	LPG	
1	24 1810 43	Steering column assly	1	1	1	
2	AB 1810 10	Dust cover bottom	1	1	1	
3	AB 1810 11	Bearing race- low inner	1	1	1	
4	AB 1810 12	Steel ball with cage lower	1	1	1	
5	AB 1810 33	Bearing race lower outer	1	1	1	
6	AB 1810 34	Top Dust cover (Mod)	1	1	1	
7	24 1810 46	Bearing race upper inner	1	1	1	
8	AB 1810 16	Bearing race upper inner	1	1	1	
8	AB1810 17	Steel ball with nylon cage upper	1	1	1	
9	AB 1810 19	Bearing race -upper outer	1	1	1	
10	AB 1810 20	Spacer washer bearing	1	1	1	
11	24 1810 47	Nut Lockring	2	2	2	
12	AB 1810 21	Lock ring upper race	1	1	1	
12	24 1810 32	Steering lock barrel with key	1	1	1	
13	06 1803 03	Spring	1	1	1	
14	15 1810 32	Cover plate	1	1	1	
15	15 1810 33	Spring washer	1	1	1	
16	15 1810 34	Hammer drive Screw	1	1	1	
17	24 1614 43	Dust cover	1	1	1	
18	22 1810 44	Buffer rubber	1	--	--	
19	24 1711 17	Bolt pre-coated	1	--	--	



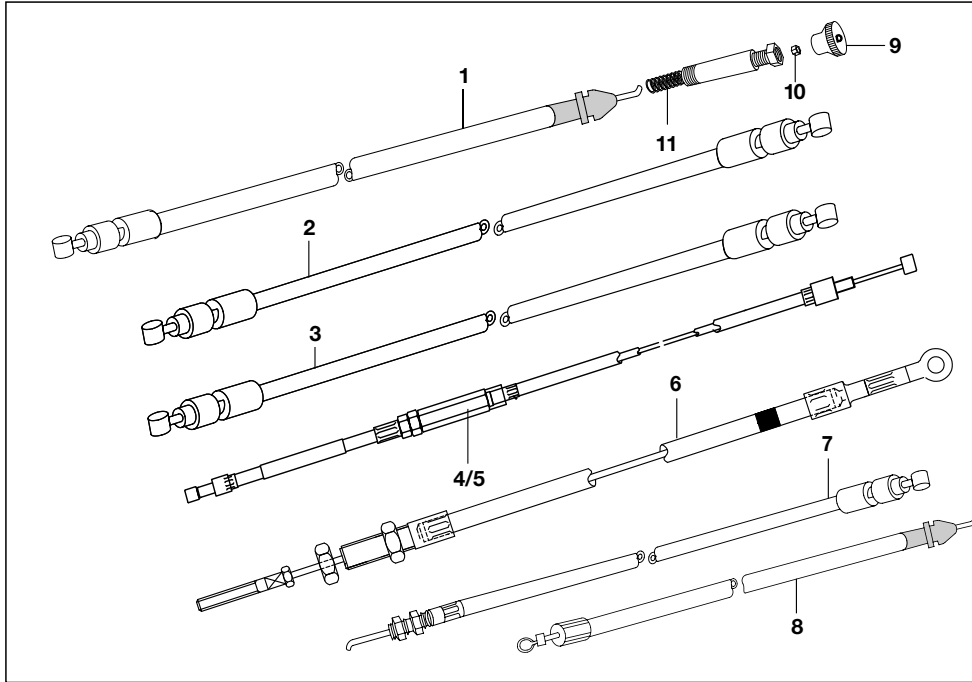
No.	Part No.	Description	Qty/Veh.			Remarks
			PET	CNG	LPG	
1	22 1810 25	Handle Bar Body	1	1	1	
2	22 1802 19	Steering lock plate	1	1	1	
3	39 1830 12	Spring washer	2	2	2	For mounting steering lock plate
4	39 0071 04	Hex head screw	2	2	2	For mounting steering lock plate
5	21 1802 07	Lining-Steering lock plate	2	2	2	
6	39 0192 10	Eyelet rivet	2	2	2	
7	39 1377 04	Hex. bolt with collar	1	1	1	For mounting of handle bar
8	39 0201 11	Plain washer	2	2	2	For mounting of handle bar
9	39 1829 12	Spring washer	1	1	1	For mounting of handle bar
10	39 0296 15	Hex nut	1	1	1	For mounting of handle bar
11	AB 1810 22	Lower plate assly	1	1	1	
12	AB 1810 23	Upper plate assembly	1	1	1	
13	39 2295 15	Flange nut	2	2	2	



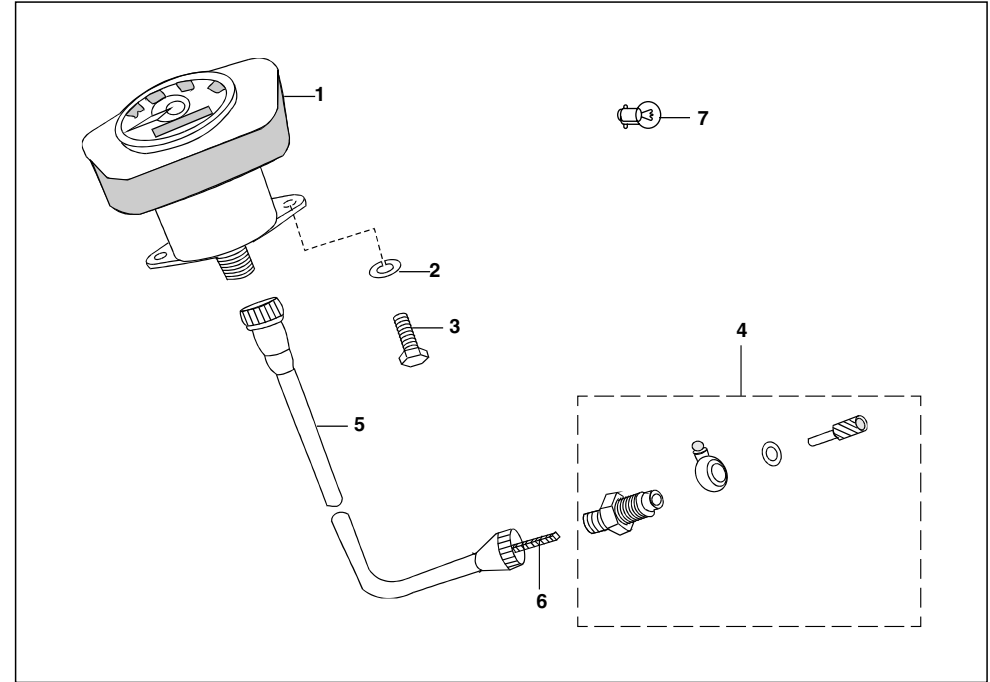
No.	Part No.	Description	Qty/Veh.			Remarks
			PET	CNG	LPG	
14	21 1803 07	Knob	1	1	1	
15	39 0198 11	Plain washer	1	1	1	
16	21 1803 08	Spring	1	1	1	
17	24 1810 18	Top cover for handle bar	1	1	1	
18	39 2592 01	Screw	3	3	3	Top cover for handle bar
19	39 2451 11	Plain washer	3	3	3	Top cover for handle bar
20	39 1379 04	Bolt	2	2	2	
21	39 0265 12	Spring washer	2	2	2	



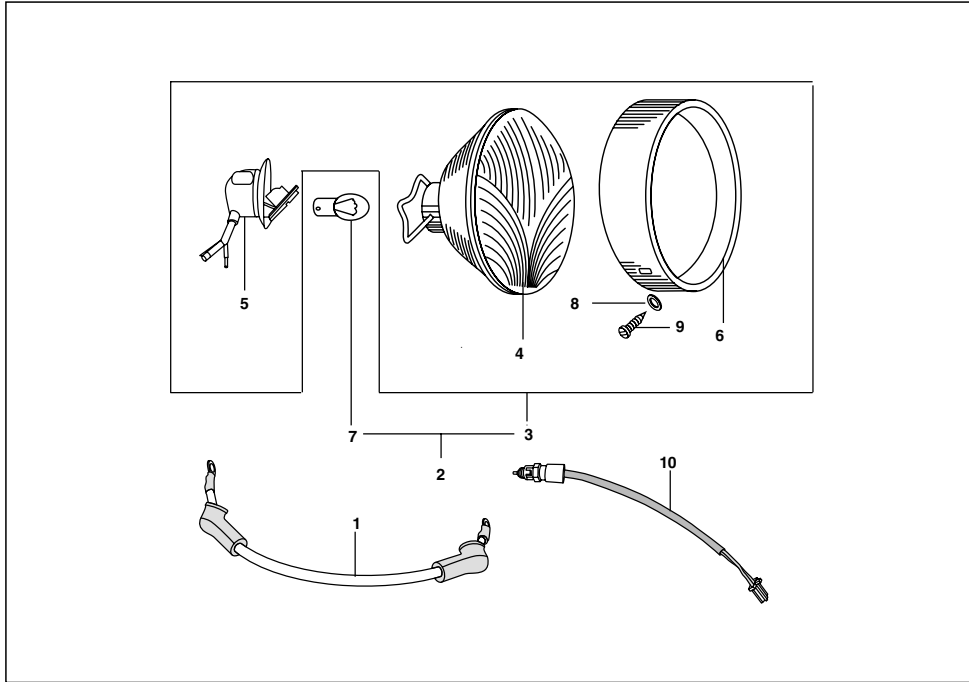
No.	Part No.	Description	Qty/Veh.			Remarks
			PET	CNG	LPG	
1	24 1910 96	Tube assembly gear control	1	1	1	
2	24 1911 00	Pulley gear control	1	1	1	
3	24 1910 98	Tube assly.comp.-throtl.	1	1	1	
4	24 1911 01	Pulley gas control	1	1	1	
5	CM 1910 49	Spring clip	2	1	1	For fitment of pulley control
6	06 1910 89	Hand grip	2	2	2	
7	AA 1910 32	Clutch lever	1	1	1	
8	24 1911 05	Special screw	1	1	1	
9	01 1902 05	Spring washer	1	1	1	
10	03 1902 06	Plain washer	1	1	1	
11	03 1902 04	Spacer washer	1	1	1	
12	24 1910 99	Ring gear indicator	1	1	1	
13	LH C000 01	Spring clip	1	1	1	



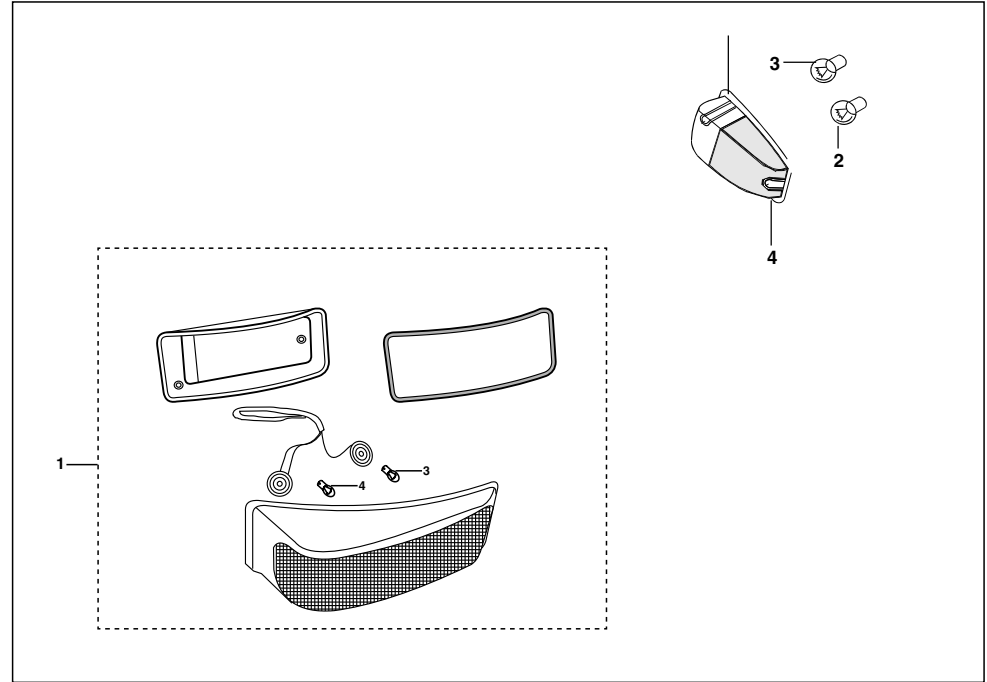
No.	Part No.	Description	Qty/Veh.			Remarks
			PET	CNG	LPG	
1	AF 1910 06	Choke cable comp	1	1	1	
2	AF 1910 05	Acceleration cable assly.	1	1	1	
3	AA 1910 64	Clutch Cable assly.	1	1	1.	
4	BA 1910 51	Gear Cable assly.	1	1	1	White
5	BA 1910 52	Gear Cable assly.	1	1	1	Black
6	BG 1318 02	Cable Assly. H/Br. Front	1	1	1	
7	24 1510 59	Cable Assly. H/Br. Rear LH	1	1	1	
	24 1510 60	Cable Assly. H/Br. Rear RH	1	1	1	
8	AA 1910 68	Rev. Cable assly.	1	1	1	
9	AL 1910 39	Knob	1	1	1	
10	39 0291 15	Nut	1	1	1	
11	AL 1910 26	Release Spring	1	1	1	



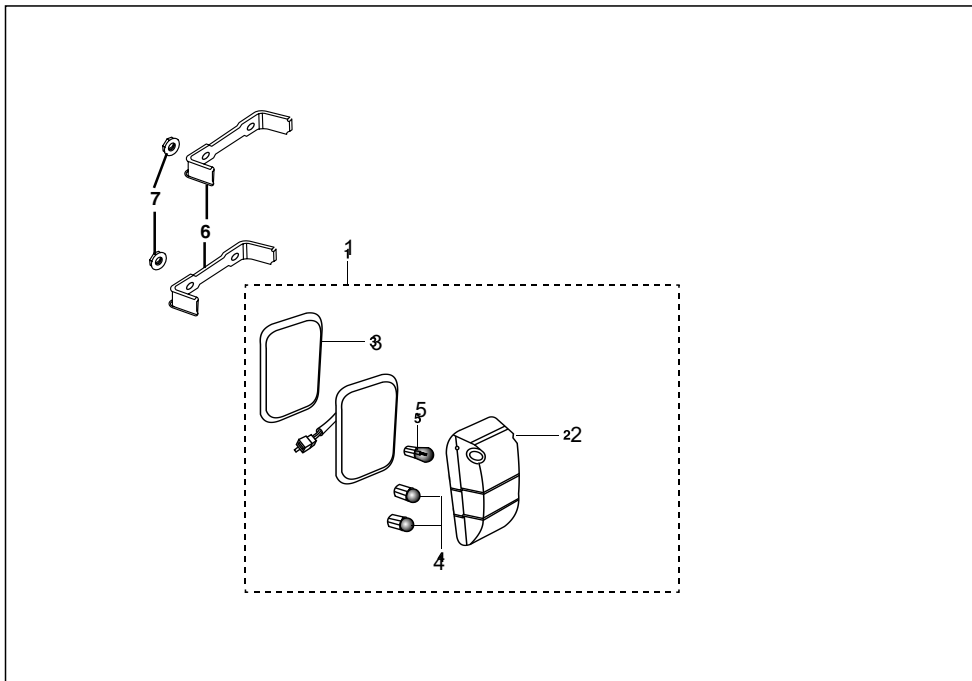
No.	Part No.	Description	Qty/Veh.			Remarks
			PET	CNG	LPG	
1	24 1911 08	Speedometer complete / lamp	1	1	1	
2	39 0262 12	Spring washer	2	2	2	
3	39 1350 01	Hexagon screw	2	2	2	
4	05 1903 01	Speedometer drive complete	1	1	1	
5	22 1910 96	Speedometer cable complete	1	1	1	
6	22 1910 97	Speedometer cable inner	1	1	1	
7	25 1910 54	Lamp 12V 2w	1	1	1	



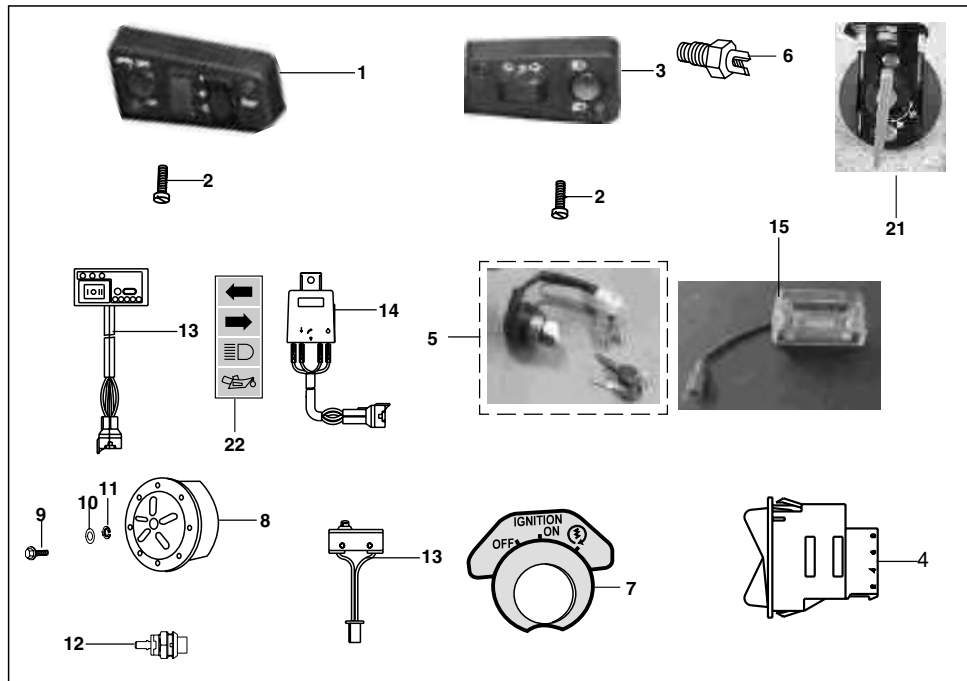
No.	Part No.	Description	Qty/Veh.			Remarks
			PET	CNG	LPG	
1	AJ 2010 13	Cable assly red	1	1	1	w/o lamp
	AM 2010 24	Cable assly red	--	1	1	
2	AB 2010 72	Head light comp with lamp	1	1	1	
3	AB 2010 73	Head light assly.	1	1	1	
4	06 2012 04	Reflector assly.	1	1	1	
5	06 2013 96	Lamp holder assly.	1	1	1	
6	AB 2010 68	Head light rim	1	1	1	
7	25 2010 09	Lamp 12V 35/35 W	2	2	2	
8	01 2002 13	Cup washer	2	2	2	
9	39 0006 01	CSK / Round head screw	2	2	2	
10	AB 2010 75	Rear brake switch	1	1	1	
11	AA 2012 35	Wiring harness (Front)	1	--	--	
	AF 2011 62	Wiring harness (Front)	--	1	1	
12	AA 2012 36	Wiring harness (Chassis)	1	--	--	
	AF 2011 63	Wiring harness (Chassis)	--	1	1	



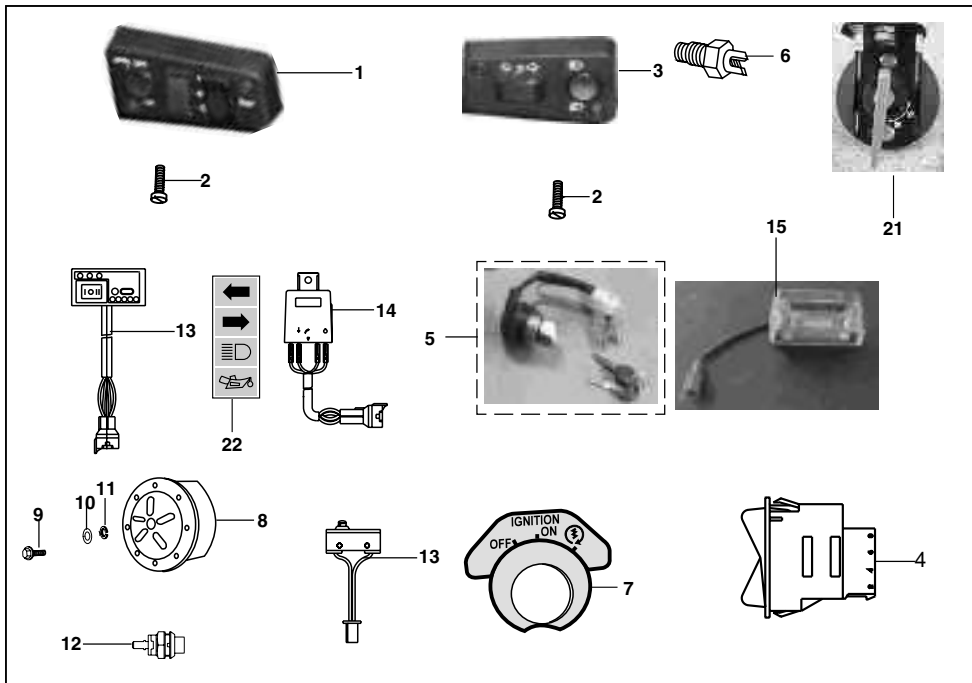
No.	Part No.	Description	Qty/Veh.			Remarks
			PET	CNG	LPG	
1	AA 2010 91	Front light assly. LH	1	1	1	
	AA 2010 93	Front light assly. RH	1	1	1	
2	06 2010 83	Lamp 12v 10w	2	2	2	
3	06 2010 82	Lamp 12v 5w	2	2	2	
4	22 2005 21	Glass	2	2	2	For BA201047



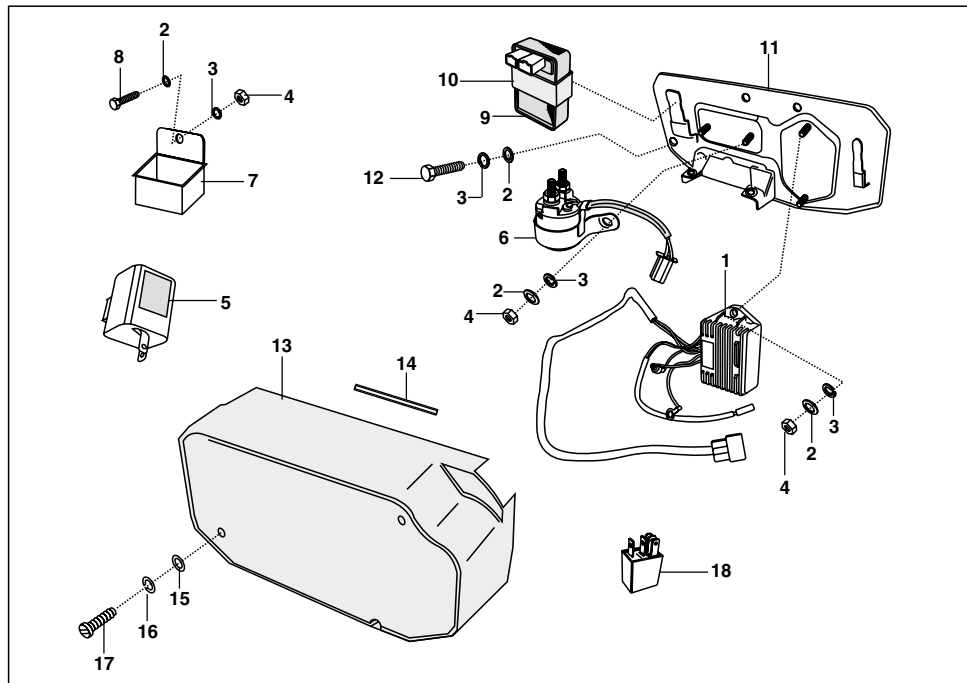
No.	Part No.	Description	Qty/Veh.			Remarks
			PET	CNG	LPG	
1	AA 2011 57	Tail light LH with lamp	1	1	1	Stop lamp 21 W
	AA 2011 60	Tail light RH with lamp	1	1	1	Stop lamp 21 W
2	AA 2011 61	Lens tail lamp LH	1	1	1	
	AA 2010 70	Lens tail light RH	1	1	1	
3	AC 2010 21	Packing for tail light LH & RH	2	2	2	
4	06 2010 83	Lamp 12v 5w	4	4	4	For side & reverse lamp
5	30 2010 06	Lamp 12v 10/5w	2	2	2	For stop tail
6	AA 2010 90	Bkt for tail lamp	4	4	4	
7	39 0798 15	Flange nut	8	8	8	



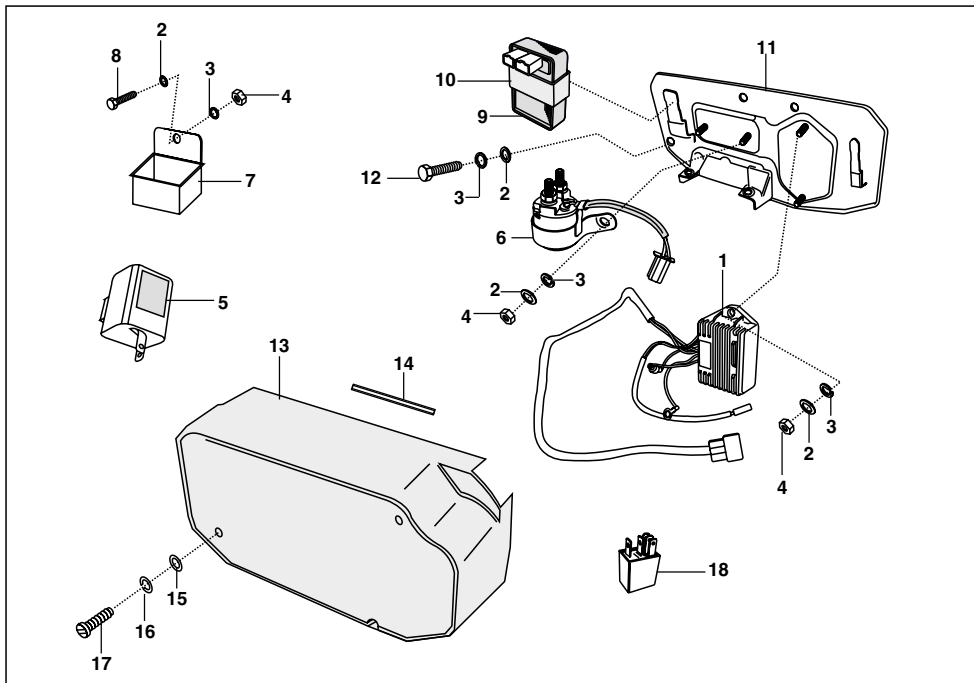
No.	Part No.	Description	Qty/Veh.			Remarks
			PET	CNG	LPG	
1	AL 2010 61	Control switch RH	1	1	1	
2	39 1403 01	Slotted cheese head screw	2	2	2	
3	AL 2010 60	Control switch LH	1	1	1	
4	AB 2010 77	Hazard switch	1	1	1	
5	AF 2011 31	On-off parking switch	1	1	1	4 pole coupler
6	AA 1110 31	Switch reverse	1	1	1	
7	AP 2010 12	Label On-off parking switch	1	1	1	(Parking)
8	AA 2012 39	Horn (DC) Transil Diode	1	1	1	
9	39 1698 01	Self tapping screw	2	2	2	For mounting horn
10	39 0197 11	Plain washer	2	2	2	For mounting horn



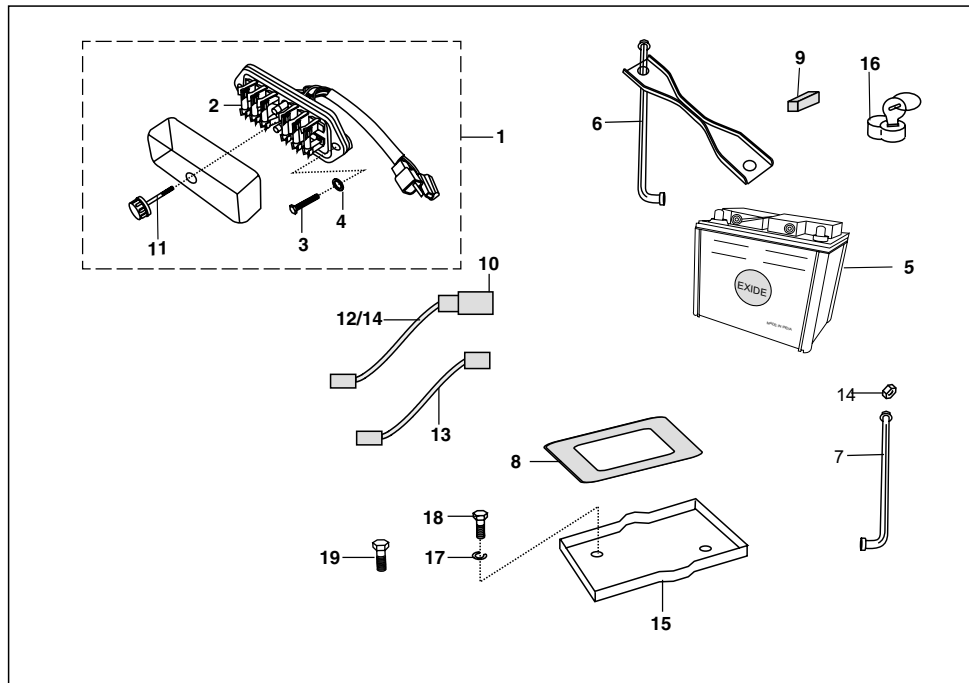
No.	Part No.	Description	Qty/Veh.			Remarks
			PET	CNG	LPG	
11	39 0262 12	Spring washer	2	2	2	For mounting horn
12	AF 2010 35	Start button	1	1	1	
13	AF 2010 15	Micro switch	--	1	--	N.I
14	AM 2010 10	Car safety	--	--	1	
15	AF 2010 81	Cabin light assly.	1	1	1	
16	39 1205 01	Chesse head screw	4	4	4	
17	39 0375 11	Plain washer	4	4	4	N.I For micro switch.
18	39 1831 12	Spring washer	4	4	4	
19	39 0375 11	Plain washer	--	1	--	
20	39 1241 01	Screw pan cross	--	1	--	
21	AF 2011 67	Battery Cut off switch	--	1	1	N. I.
22	AA 2011 71	Assly light indicator	1	1	1	
23	30 2010 84	lamp 12v 2w	4	4	4	
24	AF 2011 14	Cable assly. battery cut Off S/w	1	1	1	



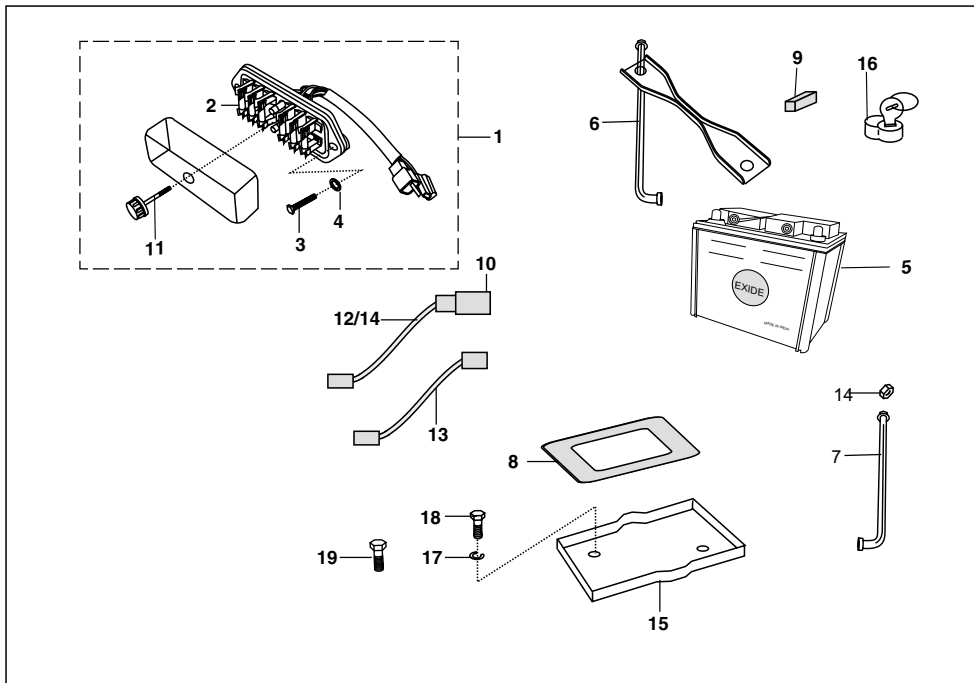
No.	Part No.	Description	Qty/Veh.			Remarks
			PET	CNG	LPG	
1	AF 2010 36	Assly. regulator	1	1	1	For Mounting regulator, starter relay & Ele. units mounting plate
2	39 0198 11	Plain washer	8	8	8	
3	39 0263 12	Spring washer	8	8	8	
4	39 0291 15	Hex nut	5	5	5	
5	AB 2010 76	Assembly D.C. Flasher	1	1	1	
6	AA 2010 12	Starter relay	1	1	1	
7	BA 2010 23	Box (couplers joint)	1	1	1	
8	39 0071 04	Hex head screw	1	1	1	
9	AA 1111 10	Digital CDI with starter interlock	1	--	--	
10	AN 1110 14	DC ignitor and gas controller	--	1	1	
	AB 1110 11	Damper	1	1	1	



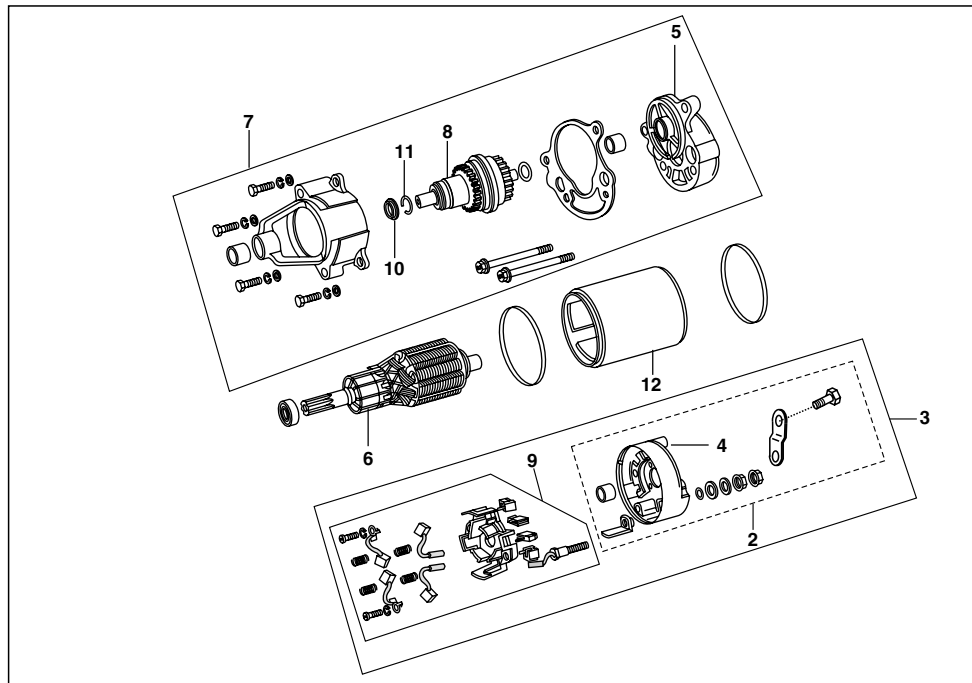
No.	Part No.	Description	Qty/Veh.			Remarks
			PET	CNG	LPG	
11	AA 1610 60	Plate assly.mtg. electrical units	1	1	1	
12	39 0944 04	Bolt	3	3	3	For Plate assly mounting on chassis
13	AA 1610 80	Cover - plate electrical unit	1	1	1	
14	AA 1610 81	Packing - cover	1	1	1	
15	39 0239 11	Plain washer	2	2	2	
16	39 0732 12	Spring washer	2	2	2	
17	39 0696 01	Slotted ch.hd.screw	2	2	2	
18	AL 2010 12	Starter interlock Relay	1	1	1	



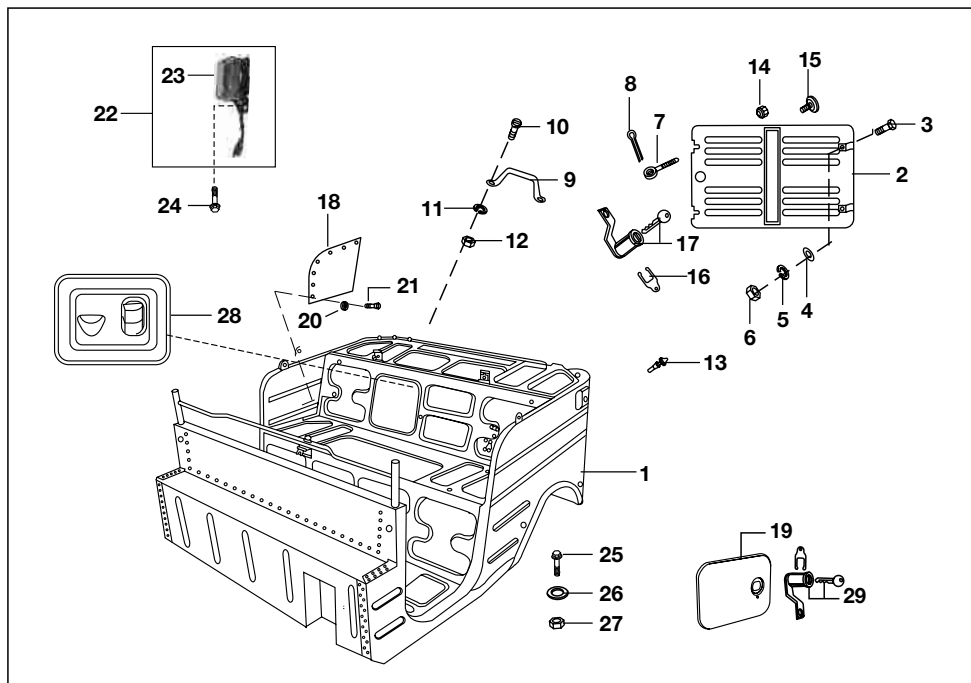
No.	Part No.	Description	Qty/Veh.			Remarks
			PET	CNG	LPG	
1	AA 2011 90 AF 2011 41	Fuse box assly Fuse box assly	1 --	-- 1	-- --	
2	AK 2010 12	Fuse 10A (blade type)	8	8	8	Spare fuse
3	39 1063 01	Hexagon screw	2	2	2	
4	39 0198 11	Plain washer	2	2	2	
5	BA 2010 67	Battery 12 V - 32 Ah	1	1	1	Dry Charge
6	AN 1610 74	Calmp assly battery	1	1	1	
7	AN 1610 75	Tie rod	1	1	1	



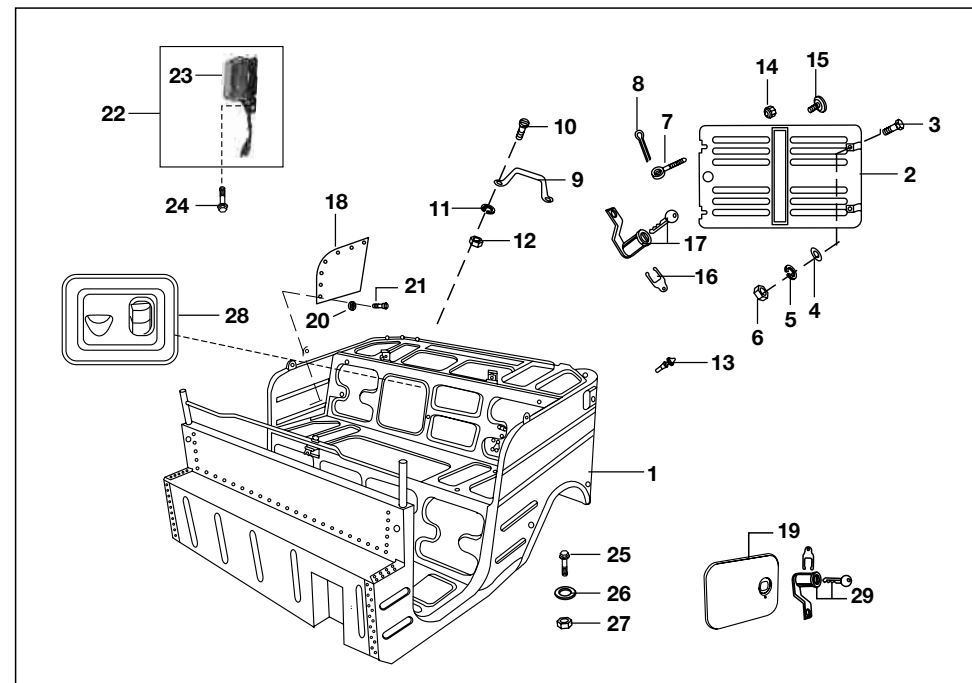
No.	Part No.	Description	Qty/Veh.			Remarks
			PET	CNG	LPG	
8	BA 1610 29	Packing battery base	1	1	1	
9	22 2010 06	Packing battery clamp	1	1	1	
10	AB 2010 17	Cap (Battery)	1	1	1	
11	01 1401 17	Knob	1	1	1	
12	BA 2010 24	Cable assly red	1	1	1	
13	BA 2010 25	Cable assly black	1	1	1	
14	39 0956 15	Hex nut	1	1	1	
15	BG 1138 05	Tray Battery	1	1	1	
16	AL 1613 60	Lock battery with key	1	1	1	
17	39 0265 12	Spring washer	1	2	2	
18	39 0119 04	Bolt	1	2	2	
19	39 0897 04	Bolt hex. head	1	1	1	For Batt. negative earth on eng.



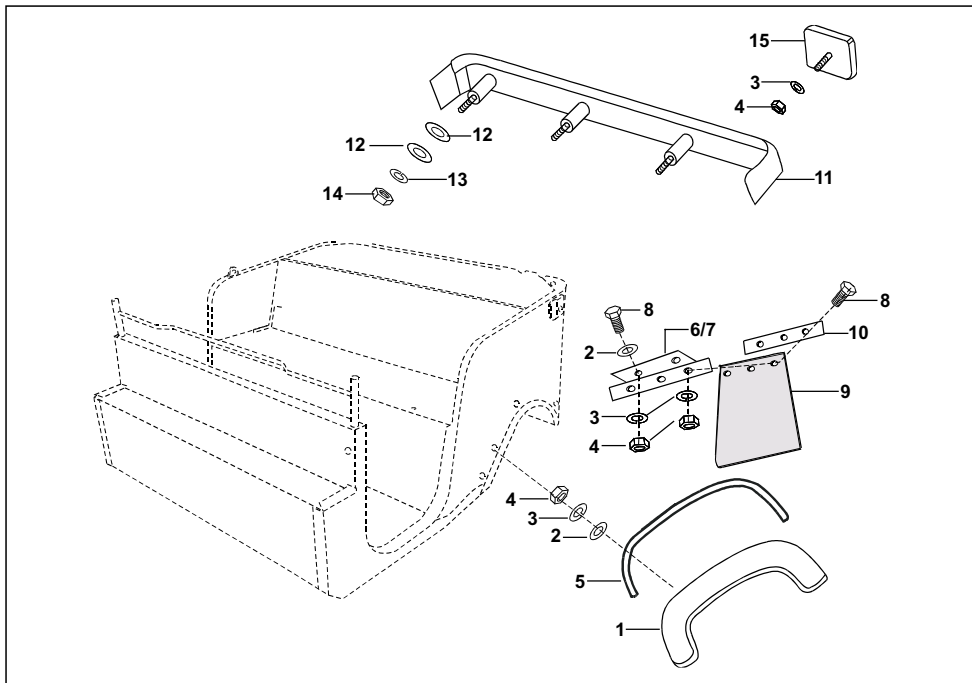
No.	Part No.	Description	Qty/Veh.			Remarks
			PET	CNG	LPG	
1	AA 1110 92	Starter motor	1	1	1	(Mitsuba)
2	AA 1110 93	Fixing bkt. assly	1	1	1	(Sintered Bush length increased)
3	AA 1110 79	Cover assly end cover	1	1	1	
4	AA 1110 80	Bracket end cover	1	1	1	
5	AA 1110 81	Bracket assly intermediate	1	1	1	
6	AA 1110 82	Armature assly	1	1	1	
7	AA 1110 94	Gear shaft assly	1	1	1	
8	AA 1110 95	Gear shaft unit	1	1	1	
9	AA 1110 85	Brush box assly kit	1	1	1	
10	AA 1110 86	Spring pinion return	1	1	1	
11	AA 1110 87	Circlip drive assly	1	1	1	
12	AB 1111 07	Yoke and magnet assly	1	1	1	



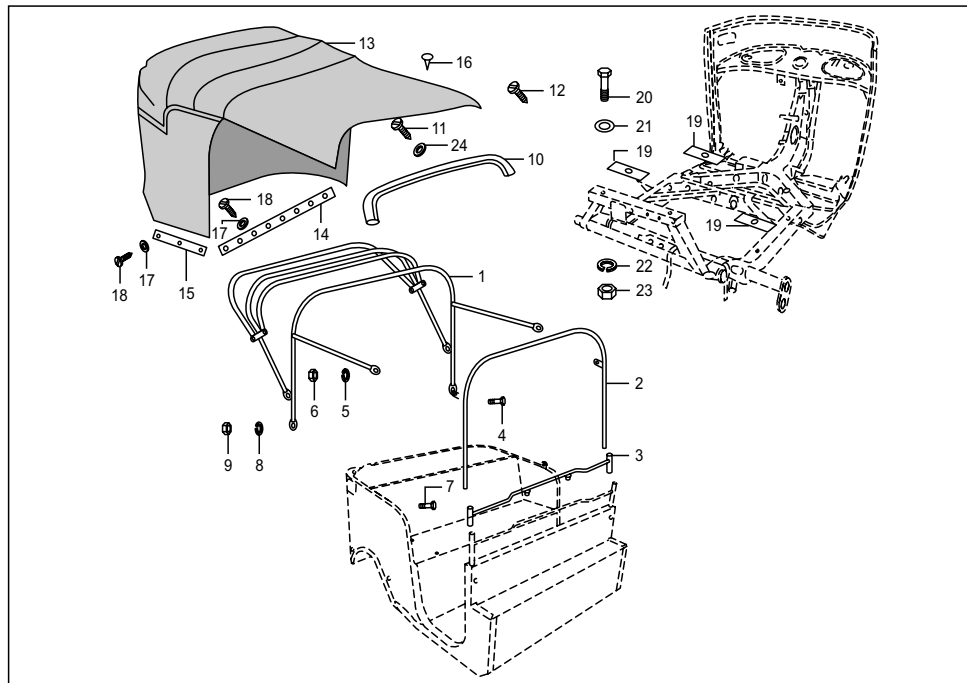
No.	Part No.	Description	Qty/Veh.			Remarks
			PET	CNG	LPG	
1	52 AA03 10	Body assembly complete (ED Coated)	1	--	--	
	AF 2311 53	Body assembly complete	--	1	1	
2	BA 2310 58	Rear door assembly	1	1	1	
3	39 0096 04	Bolt	2	2	2	
4	39 0199 11	Plain washer	2	2	2	
5	39 1825 12	Spring Washer	2	2	2	
6	39 0293 15	Hexagon nut	2	2	2	
7	01 1401 16	Tie rod	2	2	2	
8	39 0147 08	Split pin	2	2	2	
9	22 2301 40	Handle	2	2	2	
10	39 0044 01	Screw	4	4	4	
11	39 1830 12	Spring washer	4	4	4	
12	39 0291 15	Hexagon nut	4	4	4	
13	24 2301 98	Rubber pad	4	4	4	
14	24 2312 45	Knob for rear door	2	2	2	
15	24 2301 76	Knob complete	1	1	1	



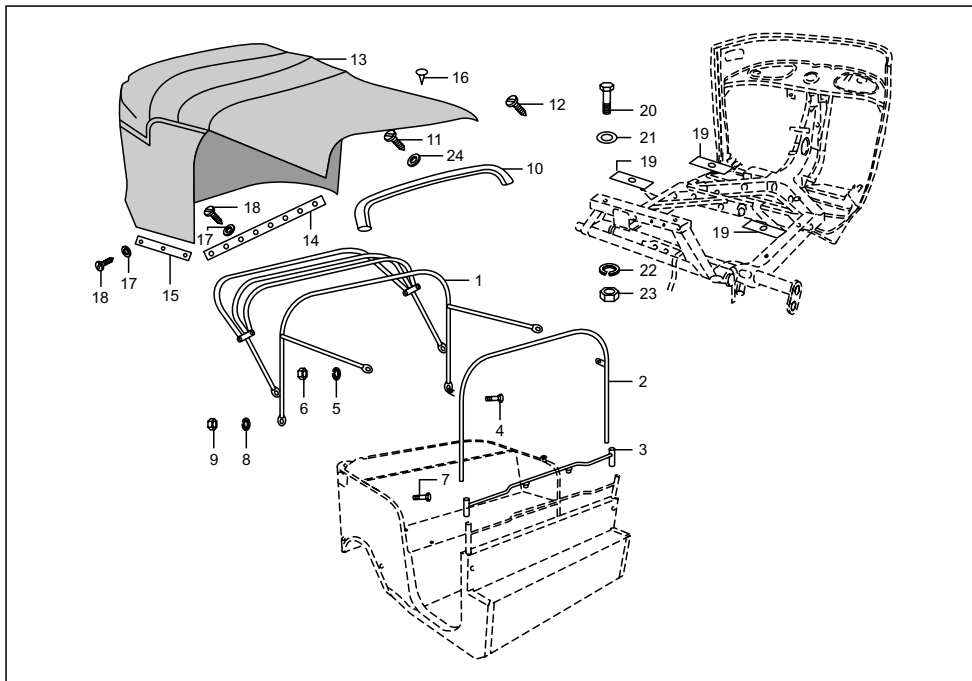
No.	Part No.	Description	Qty/Veh.			Remarks
			PET	CNG	LPG	
16	01 1607 17	Lock clip	1	1	1	
17	24 2301 97	Lock for Door	1	1	1	
18	24 2314 99	Side panel cover	2	2	2	
19	AF 2310 73	Door assy. gas fill	--	1	1	
20	39 0365 13	Cup washer	12	12	12	
21	39 0364 02	Slotted pan he. tapping screw	12	12	12	
22	AF 2010 81	Engine Cabin light.	1	1	1	
23	AL 2010 88	Cabin light lens	1	1	1	
24	39 2208 04	Flange bolt	2	2	2	
25	39 1681 04	Flange bolt	8	8	8	For Body mtg.
26	39 0230 11	Plain washer	8	8	8	For Body mtg.
27	39 2479 15	Flange nut	8	8	8	For Body mtg.
28	AP 2310 21	Plate assy air intake	1	1	1	
29	AA 1810 14	Lock Fuel filling door	1	1	1	
30	AA 2311 17	Door Assy. side filling	1	--	--	



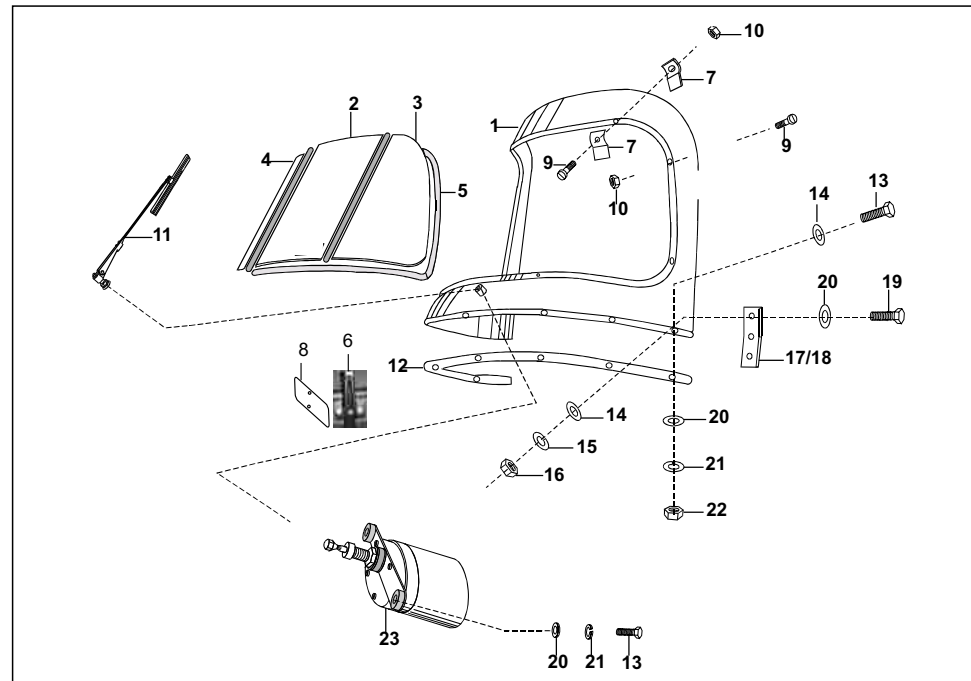
No.	Part No.	Description	Qty/Veh.			Remarks
			PET	CNG	LPG	
1	25 2310 62	Rear mudguard assly	2	2	2	
2	39 0197 11	Plain washer	12	12	12	
3	39 0262 12	Spring washer	20	20	20	
4	39 0291 15	Hex nut	20	20	20	
5	25 2310 64	Beading for rear mudguard	2	2	2	
6	24 2310 90	Angle RH	1	1	1	
7	24 2310 91	Angle LH	1	1	1	
8	39 0071 04	Hex. Screw	10	10	10	
9	24 2301 85	Mud flap	2	2	2	
10	24 2311 57	Strip rear mudguard flap	2	2	2	
11	24 2310 63	Bumper assly	1	1	1	
12	39 0230 11	Plain washer	6	6	6	
13	39 0265 12	Spring washer	3	3	3	
14	39 0294 15	Nut	3	3	3	
15	AA 201148	Reflector reflex	2	2	2	



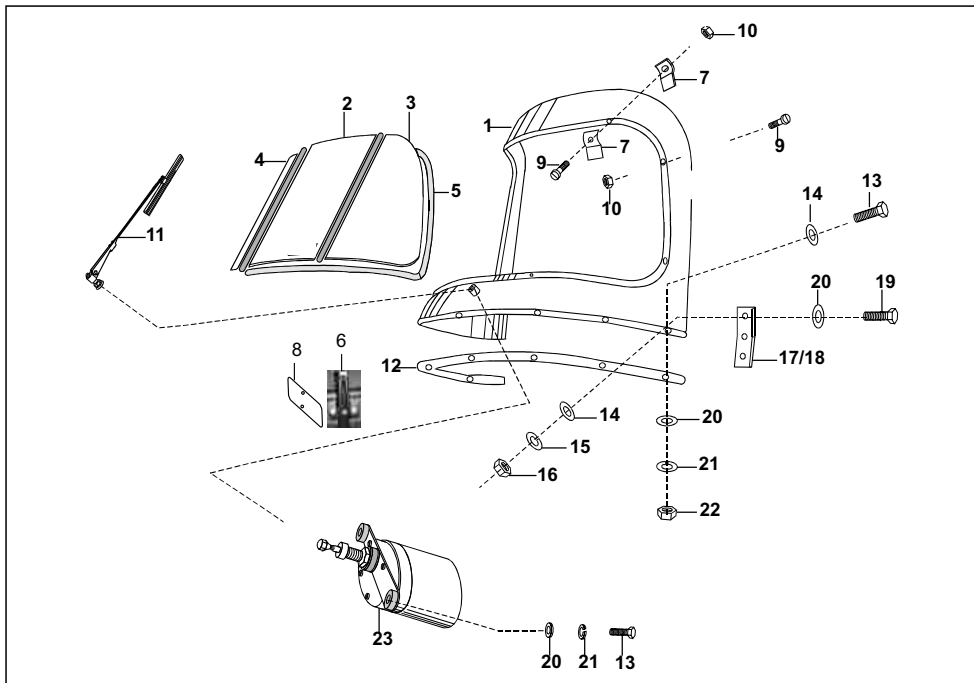
No.	Part No.	Description	Qty/Veh.			Remarks
			PET	CNG	LPG	
1	24 2304 01	Hood frame assembly	1	1	1	
2	24 2304 09	Hood pipe assembly	1	1	1	
3	24 2313 67	Support assly top	1	1	1	
4	39 0080 04	Screw	4	4	4	
5	39 1828 12	Spring washer	2	2	2	
6	39 0694 15	Hex nut	2	2	2	
7	39 1379 04	Bolt	2	2	2	
8	39 1830 12	Spring washer	2	2	2	
9	39 0291 15	Hex lock nut	2	2	2	
10	22 2311 55	Hood stick assembly	1	1	1	
11	39 0372 16	Red button	19	19	19	
12	39 1159 02	Screw	7	7	7	
13	24 2315 47	Hood comp Black	1	1	1	
	AA 2311 95	Hood comp White	1	1	1	
	AF 2311 95	Hood comp Green	--	1	--	



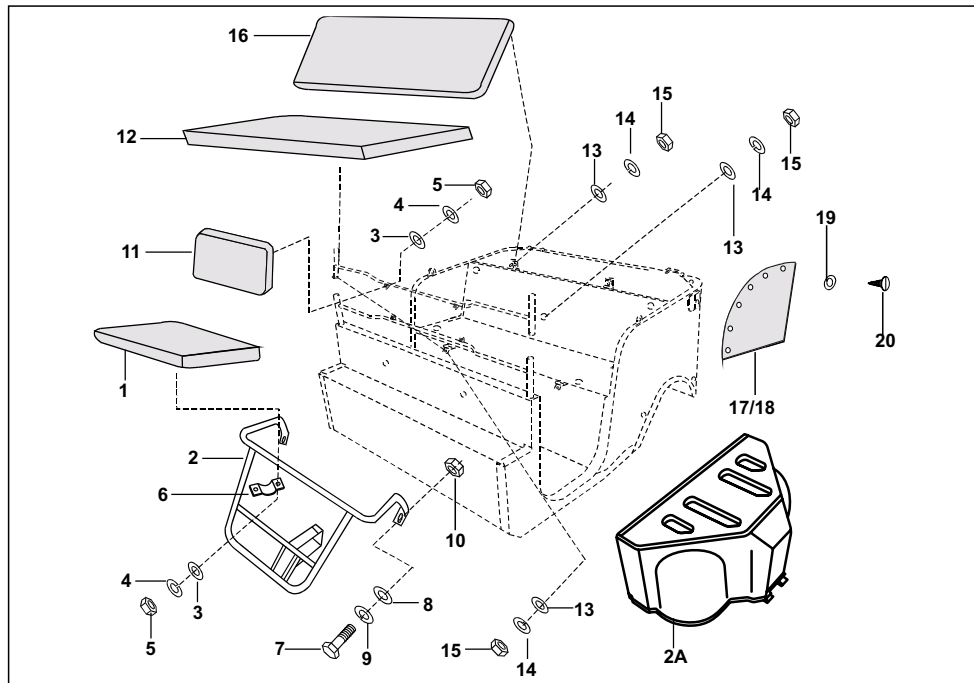
No.	Part No.	Description	Qty/Veh.			Remarks
			PET	CNG	LPG	
14	24 2304 17	Stripe hood fixing RR	1	1	1	For mtg. passenger body on chassis.
15	BA 2310 38	Stripe hood fixing	2	2	2	
16	39 0371 18	Tekas	8	8	8	
17	39 0365 13	Cup washer	27	27	27	
18	39 0364 02	Slot PN HD tap screw	27	27	27	
19	24 2313 36	Packing	8	8	8	
20	39 1681 04	Hexagon screw	8	8	8	
21	39 0230 11	Plain washer	8	8	8	
22	39 1828 12	Spring washer	8	8	8	
23	39 2489 15	Nut	8	8	8	
24	01 1106 09	Plain washer	7	7	7	



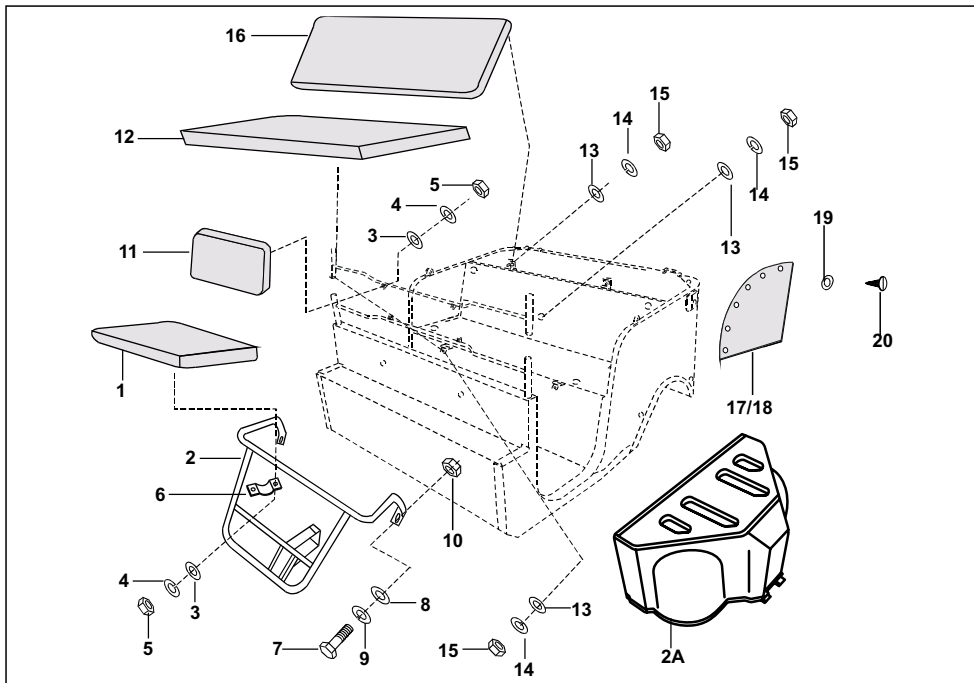
No.	Part No.	Description	Qty/Veh.			Remarks
			PET	CNG	LPG	
1	24 2313 40	Windshield assly/top	1	1	1	
2	22 2312 28	Glass central Transparent	1	1	1	
3	24 2314 52	Side Glass LH	1	1	1	
4	24 2314 53	Side Glass RH	1	1	1	
5	22 2311 42	Rubber beading	1	1	1	
6	22 1612 38	bracket for no. plate	1	1	1	
7	22 2306 25	Plate - I	8	8	8	
8	22 1612 21	Number plate	1	1	1	
9	39 2510 01	Round head Screw	8	8	8	
10	39 0287 15	Hex nut	8	8	8	
11	22 2306 35	Wiper assly	1	1	1	
12	22 2312 49	Rubber packing	1	1	1	
13	39 0085 04	Bolt	9	9	9	
14	39 0258 11	Plain washer	18	18	18	
15	39 0262 12	Spring washer	9	9	9	



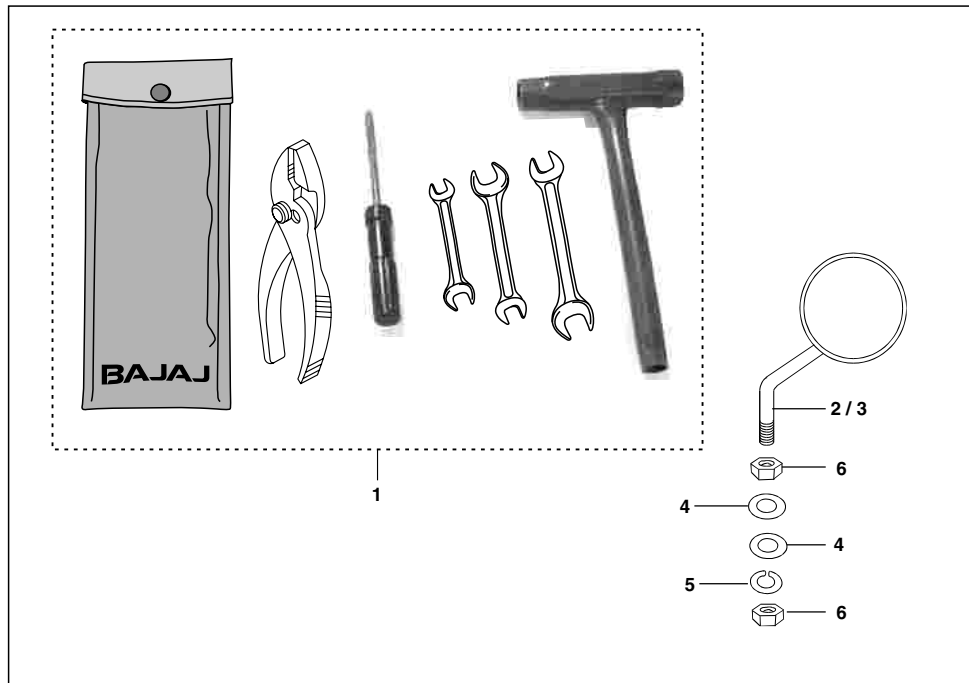
No.	Part No.	Description	Qty/Veh.			Remarks
			PET	CNG	LPG	
16	39 0291 15	Hex nut	9	9	9	
17	AB 2310 09	Joint plate LH	1	1	1	
18	AB 2310 08	Joint plate RH	1	1	1	
19	39 0071 04	Bolt	6	6	6	
20	39 0197 11	Plain washer	14	14	14	
21	39 0262 12	Spring washer	8	8	8	
22	39 0291 15	Hex nut	6	6	6	
23	AA 2011 52	Wiper motor	1	1	1	



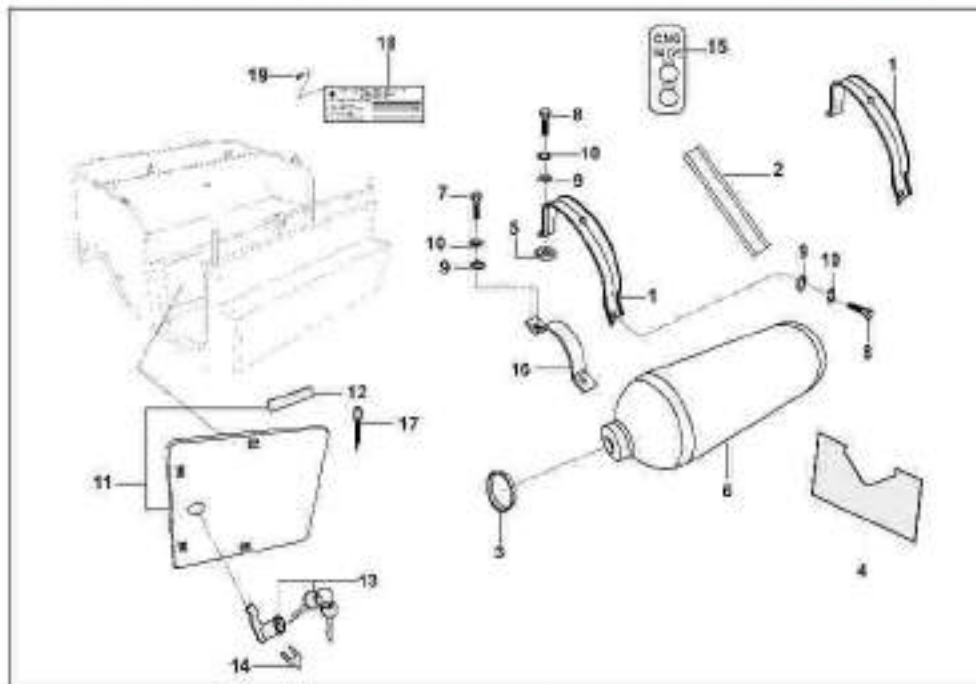
No.	Part No.	Description	Qty/Veh.			Remarks
			PET	CNG	LPG	
1	AA 2311 40	Driver seat assly (Black)	1	1	1	
2	24 1614 10	Frame assly driver seat	1	1	1	
2A	AM 1610 08	Frame assly driver seat	--	--	1	Cylinder at front side
3	39 0197 11	Plain washer	8	8	8	
4	39 0262 12	Spring washer	8	8	8	
5	39 0291 15	Hex nut	8	8	8	
6	24 23 1146	Clip	2	2	2	
7	39 2481 04	Bolt	2	2	2	
8	39 0230 11	Plain washer	2	2	2	
9	39 0265 12	Spring washer	2	2	2	
10	39 2479 15	Nut	2	2	2	
11	AF 2310 78	Driver back rest assly (Black)	1	1	1	
12	AF 2310 79	Passenger seat assly (Black)	1	1	1	



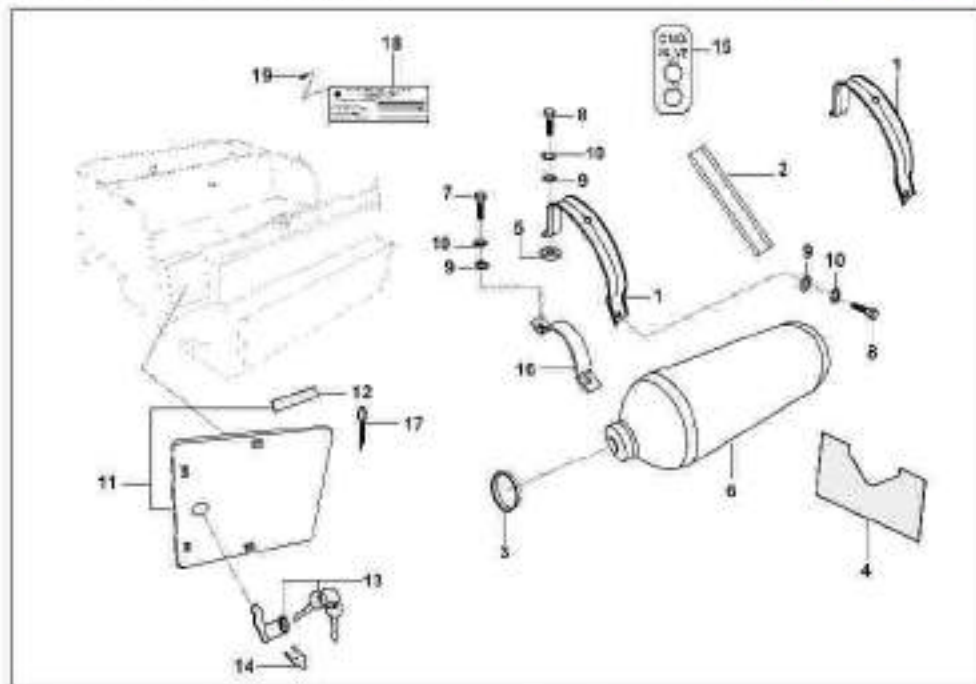
No.	Part No.	Description	Qty/Veh.			Remarks
			PET	CNG	LPG	
13	39 0211 11	Plain washer	5	5	5	
14	39 0263 12	Spring washer	5	5	5	
15	39 0292 15	Hex nut	5	5	5	
16	AF 2311 41	Passenger back rest (Black)	1	1	1	
17	24 2303 21	Side panel cover RH	1	1	1	
18	24 2303 22	Side panel cover LH	1	1	1	
19	39 1542 11	Plain washer	12	12	12	
20	39 1348 01	Cross res. pan Hd. screw	12	12	12	



No.	Part No.	Description	Qty/Veh.			Remarks
			PET	CNG	LPG	
1	AA 2210 23	Tool kit complete	1	1	1	Not to service only for ref.
*	24 2210 19	Tool bag	1	1	1	
*	24 2210 22	Flat spanner 7x8	1	1	1	
*	AN 2210 02	Tube spanner 17x21	1	1	1	
*	24 2210 24	Flat spanner 13x14	1	1	1	
*	05 2205 06	Tommy bar	1	1	1	
*	DJ 2210 14	Screw Driver	1	1	1	
2	AA 2210 05	Mirror assly. LH	1	1	1	
3	AA 2210 06	Mirror assly. RH	1	1	1	
4	21 1704 16	Plain washer	4	4	4	
5	39 1829 12	Spring washer	2	2	2	
6	39 0302 15	Hex nut	4	4	4	



No.	Part No.	Description	Qty/Wh.			Remarks
			PET	CNG	LPG	
1	AF 1610 98	Assly Strap	--	2	--	
2	AF 1610 97	Beading Strap	--	2	--	
3	AF 1610 20	Rubber packing neck	--	1	--	
4	AF 1610 21	Rubber packing cylinder end	--	1	--	
5	AF 1610 22	Rubber bush	--	2	--	
6	AF 1410 32	CNG cylinder	--	1	--	
	AF 1410 21	CNG cylinder(Dia.267)	--	1	--	
7	39 0083 04	Hex bolt	--	2	--	
8	39 0940 01	Screw	--	4	--	
9	39 0201 11	Plain washer	--	6	--	
10	39 0662 12	Spring washer double coil	--	6	--	
11	AF 2310 08	Cover CNG filling	--	1	--	
12	AF 2310 09	Foam strip	--	4	--	
13	AF 2311 02	Lock CNG fill cover	--	1	--	with key



No.	Part No.	Description	Qty/Wh.			Remarks
			PET	CNG	LPG	
14	01 1607 17	Lock clip	--	1	--	
15	AF 1610 29	CNG valve label	--	1	--	
16	AF 1610 17	Neck Strap	--	1	--	
17	39 0158 06	Split pin	--	1	--	For Cover CNG filling
18	AF 2310 11	Identification plate	--	1	--	
19	01 1601 26	Rivet	--	4	--	